

## Cov Hom Phiaj Kawm Tseem Ceeb rau Qib No

### Cov Feem uas Nws Muaj thiab Cov Kev Sib Raug Zoo ntawm Kev Sib Luag

Cov tub/ntxhais kawm ntawv yuav to taub thiab ntsuam xyuas kev sib raug zoo ntawm kev sib luag thiab siv lawv los mus daws cov teebmeem.

“Kuv paub txog qhov teebmeem uas qhia tias muaj kev sib raug zoo ntawm kev sib luag.”

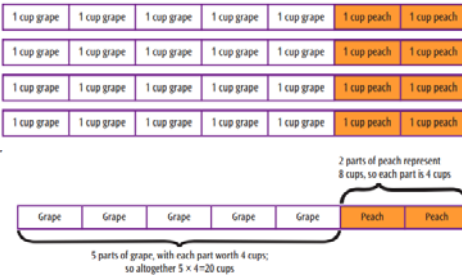
“Kuv siv tau qhov tias vim licas thiab sib luag los tawm tau cov qhob lej.”

“Kuv siv tau ntau hom qauv uas pom kiag los sawv cev coj los daws cov teebmeem leb txog cov kev sib luag.”

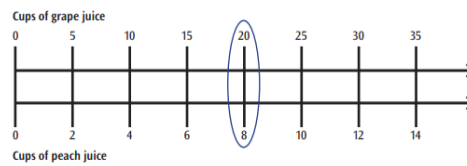
**Qhob ua piv txwv:**

Tus neeg tov kua txiv hu kom muab 5 khob kua txiv grape tov rau txhua txhua 2 khob kua txiv duaj. Koj yuav tsum tau ntxiv pes tsawg khob kua txiv duaj licas rau 20 khob kua txiv grape? Qhov koj tawm tau puas yog? Koj paub tau licas?

**Siv lob Table Diagram**



**Siv Tus Double Number Line uas muaj ob txoj kab**



**Siv Lub Table**

**Additive Structure Table**

	Cups of Grape	Cups of Peach
+5	5	2
+5	10	4
+5	15	6
+5	20	8
+5	25	10

**Multiplicative Structure Table**

	Cups of Grape	Cups of Peach
$\times 2$	5	2
$\times 2$	10	4
$\times 3$	15	6
$\times 3$	20	8
$\times 20$	100	40

### Cov Kab Lej uas muaj tsiaj ntawv nrog (Expressions) thiab cov Qhob lej (Equations)

Cov tub/ntxhais kawm ntawv yuav sau cov kab lej thiab cov qhob lej ua ib tug niam ntawv thiab siv cov qhob lej no los tawm kom tau qhov teebmeem.

“Kuv siv tau cov niam ntawv los sawv cev tias muaj ntau npaum cas nyob rau tej yam uas muaj tiag hauv lub neej lossis teebmeem leb.”

“Kuv sau tau cov qhob lej thiab cov qhob lej uas sib txawv los kom daws tau cov qhob lej.”

“Kuv siv tau ntau hom qauv uas pom kiag los sawv cev los daws cov qhob lej.”

\$52.50			
<i>P</i>	<i>P</i>	<i>P</i>	\$11.25

**Qhob ua piv txwv:**

Pab hluas yuav mus ua si tim state fair. Qhov kev mus ua si raug nqi yog \$52.25 tuaj rau ib tug tub/ntxhais kawm ntawv. Nyob rau hauv tus nqi ntawv muaj \$11.25 rau ib daim pib concert thiab tus nqi rau 3 daim pib xws li 2 daim yog mus caij khoom uasi thiab 1 daim yog mus rau cov rooj game. Txhua txhua daim pib nkag yog raug nqi ib yam nkaus. Sau lb qhob lej los sawv cev seb qhov kev mus ua si raug nqi licas, thiab txiav txim seb ntawm tus nqi rau ib daim pib yog licas.

### Cov naj npawb uas muab tau los ntawm kev tshawb fawb (Statistics)

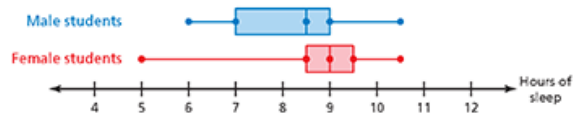
Cov tub/ntxhais kawm ntawv yuav muab kev kwv yees txog qhov tias muaj tibneeg coob npaum cas raws li cov ua piv txwv and cov uas tsim los, siv thiab soj ntsuam cov kev ua tau (probability).

“Kuv to taub tias peb siv tau cov naj npawb (data) los ntawm qhov ua piv txwv coj los sawv cev kev kwv cees seb muaj tibneeg coob npaum licas.”

“Kuv siv tau qhov nruab nrab ntawm ob tog (median), qhov muaj nqe ntawm nruab nrab (mean), thiab qhov nruab nrab coj los hais txog kev sib piv ntawm ob haiv neeg seb coob npaum licas.”

“Kuv siv tau daim ntawv uas qhia cov npe, cov table, cov duab tree diagram thiab cov kev zoo sib xws los nrhiav qhov uas yuav tawm tau ntawm qhov muab cov xwm txheej coj los tso uake.”

**Qhob ua piv txwv:**



Raws li daim duab uas qhia ntawm no, koj xav tias ib tug tub/ntxhais kawm ntawv tau pw tsawg xuj moos toj ib hmo xwb? Siv kev ntsuas ntawm nruab nrab thiab ob peb txoj hauv kev los tshawb koj qhov lus teb.

## Cov cwj pwm yuav tsum muaj rau hauv chav kawm Leb

*Cov tub/ntxhais kawm ntawv yuav tau....*

- Muab kev twv tias yuav tawm licas thiab kev kwv yees
- Txiaiv txim siab seb qhov lawv teb puas tsim nyog txaus
- Siv cov kev piv txwv thiab cov qauv piv txwv los luj seb yog licas tiag
- Piav qhia seb lawv kev xav thiab kev daws qhaub lej qhov teebmeem tau licas
- Siv kev ua lej los mus daws qhaub lej qhov teebmeem nyob hauv lub neej niaj hnuv no
- Xav seb puas muaj tej yam cuab yeej uas siv tau los mus pab lawv daws cov teebmeem –( xws li siv tes ua kias thiab technology)
- Siv technology los mus kawm kom paub txog thiab kom lawv kev to taub kom tob dua
- Sib tham sib txuas cov tswv yim kom meej meej thaum hais lus thiab sau ntawv, uas yog siv cov ntsiab lus lej uas tsim nyog siv
- Nrhiav tej yam qauv lossis tej yam tej yam qhia tau sai

## Kuv Yuav Pab Kuv Tus Tub/Ntxhais Kawm Ntawv rau Hoob Kawm No Tau Licas?

### 1. Nug cov nqe lus li nram no

- Thaum uas koj tus tub/ntxhais tws kev lawm, nug nws cov nqe lus xws li:
  - “Koj paub tau licas?”
  - “Koj puas tau pom dua ib qho teebmeem zoo li qhov no dua?”
  - “Koj puas nkag siab txog qhov koj teb?”
  - “Qhaub lej nug koj txog dabtsi?”
  - “Tshuav yam ntaub ntawv twg uas koj yuav tsum tau los pab koj daws cov teebmeem no?”

### 2. Txhawb Koj Tus Tub/Ntxhais Kawm Ntawv Kom Nug Cov Kab Lus No

- Koj tsis tas yuav teb txhua txhua nqe lus nug uas koj tus tub/ntxhais kawm ntawv muaj, txhawb kom koj tus tub/ntxhais kawm ntawv sau nws nqe lus nug tseg es nqa mus rau tus xibfwb lossis ib tug khub nws kawm nrog tom tsev kawm ntawv hnuv tom qab

### 3. Nug Koj Tus Tub/Ntxhais Kawm Ntawv Kom Muab Qhov TeebMeem Sau Ua Duab

- Txhua yam leb yeej muab qhia tau kom pom kias daim duab, kev sawv cev kom pom tau daim duab tias yog lej pab tau rau tus tub/ntxhais kawm ntawv kom to taub txog cov lej no
- Txhawb kom siv cov xim sib txawv los qhia

### 4. Txhawb Kom Siv Ob Peb Txoj Hauv Kev Los Qhia Daws Qhaub Lej Qhov Teebmeem

- Nug kom koj tus tub/ntxhais kawm ntawv daws qhaub lej qhov teebmeem siv ob peb txog hauv kev sib txawv, thiab kom muab cov kev sib txawv ntawd los sib txuas uake

### 5. Saib Cov Kev Yuam Kev Kom Muaj Nqis

- Cov tub/ntxhais kawm ntawv yuav kawm tau thaum uas lawv ua yuam kev; tsim kom muaj ib qho chaw uas koj tus tub/ntxhais kawm ntawv swm es yog ua yuam kev thiab los mam kawm kom paub los ntawm qhov yuav kev ntawd

### 6. Tsis Txhob Cia Li Qhia Ncaj Qha Tias Qhov Lus Teb Yog Licas

- Yog thaum uas tus tub/ntxhais kawm ntawv paub lawm tias qhov lawv teb yog lawm, ces lawv yuav feem ntau tsis xav txog cov lej lawm
- Dua li uas cia li qhia tias qhov lus teb yog licas rau lawv, nug lawv ib nqe lus nug (saib #1) lossis kom lawv kos ib daim duab

### 7. Qhuas Nws Lub Peev Xwm

- Thaum uas koj tus tub/ntxhais kawm ntawv ua yog lawm, qhuas rau tias ntshe nws yuav siv zog heev thiab xyaum tas li
- Thaum koj tus tub/ntxhais kawm ntawv tws kev lawm, paub txog tias kev tawm lej qee zaus yeej nyuaj thiab tsis yooj yim thiab tabsis yog lawv rau siab ntso xyaum ntiv mus, lawv yeej yuav tsum ua tau xwb

---

Xav paub ntau tshaj no, mus saib tau ntawm [scusd.edu/math](https://scusd.edu/math) lossis tiv toj tau rau [Mikila-Fetzer@scusd.edu](mailto:Mikila-Fetzer@scusd.edu), Tus Tuav Tswj Leb

SCUSD Lub Zeem Muag rau Kev Qhia thiab Ntsuam Xyuas: *Raws li yog ib tug neeg kawm ntawv nyob hauv lub zej zos, peb sib zog los ua kom muaj kev zoo thiab kev koomtes rau tej kev kawm ntawv uas tsis yooj yim kias, lub chaw rau cov tub/ntxhais kawm ntawv uas yog lub hauv paus muaj cov txheev txheem qhia ntawv. Cov xibfwb siv tej kev nug raws li kev qhia thiab tej ntaub ntawv uas muaj los ntawm kev ntsuam xyuas los txhawb rau TXHUA TUS tub/ntxhais kawm txoj kev sib txuas lus thiab kom paub rais los ua ib co uas paub cai txawj xav txawj koj.*