

Local Control and Accountability Plan District Outcomes

May 29, 2018

Graduation Task Force & LCAP Parent Advisory Committee



LCAP: A Strategic Planning Document

- The LCAP is the plan that each district creates, outlining goals, and specific actions and services to achieve those goals.
- The plan includes expenditures that show which funds support the actions and services.
- The plan includes a review of data and actual expenditures in an Annual Update.
- The California School Dashboard is the state's new accountability tool which must be referenced in the LCAP when looking at student outcomes.

Home / [Sacramento City Unified - Sacramento](#) / [Equity Report](#)

Equity Report

NOTE: Lagging Data

Sacramento City Unified - Sacramento County

List of all schools in this district

Enrollment: 41,085 Socioeconomically Disadvantaged: 70.3% English Learners: 19.8% Foster Youth: 0.6%







Dashboard Release:

Grade Span: K-Adult Charter School: No

Fall 2017 

- [Equity Report](#)
- [Status and Change Report](#)
- [Detailed Report](#)
- [Student Group Report](#)

The Equity Report shows the performance levels for all students on the state indicators. It also shows the total number of student groups that received a performance level for each indicator and how many of those student groups are in the two lowest performance levels (Red/Orange). The total number of student groups may vary due to the number of grade levels included within each indicator. Select any of the underlined indicators for more detailed information.

State Indicators	All Students Performance	Total Student Groups	Student Groups in Red/Orange
Chronic Absenteeism 	N/A	N/A	N/A
Suspension Rate (K-12)		13	11
English Learner Progress (1-12)		1	0
Graduation Rate (9-12)		12	8
College/Career (9-12) <small>Select for one year of available data</small>	N/A	N/A	N/A
English Language Arts (3-8)		13	11
Mathematics (3-8)		13	10

Disaggregation by student groups



Home [FAQ](#) [Resources](#) [Glossary](#) [Translate](#) [Search](#) [Generate PDF Report](#)

Home / Sacramento City Unified - Sacramento / Student Group Report

Student Group Report

Sacramento City Unified - Sacramento County

List of all schools in this district

Enrollment: 41,085 Socioeconomically Disadvantaged: 70.3% English Learners: 19.8% Foster Youth: 0.6%

Grade Span: K-Adult Charter School: No

NOTE: Lagging Data

Dashboard Release:
Fall 2017

[Equity Report](#) [Status and Change Report](#) [Detailed Report](#) [Student Group Report](#)

This report shows the performance levels for all students and for each student group on the state indicators. Select any of the underlined indicators for more detailed information.

State Indicators	All Students	English Learners	Foster Youth	Homeless	Socioeconomically Disadvantaged	Students with Disabilities	African American	American Indian	Asian	Filipino	Hispanic	Pacific Islander	Two or More Races	White
Chronic Absenteeism ^{LP}	N/A	N/A	N/A	N/A	N/A	N/A	N/A	N/A	N/A	N/A	N/A	N/A	N/A	N/A
Suspension Rate (K-12)														
English Learner Progress (1-12)		N/A	N/A	N/A	N/A	N/A	N/A	N/A	N/A	N/A	N/A	N/A	N/A	N/A
Graduation Rate (9-12)														
English Language Arts (3-8)														
Mathematics (3-8)														

State and Local Areas of Improvement

Dashboard-identified Student Groups

- African American students
- Students with Disabilities
- Foster Youth

District-identified Priority Elements(Select)

- Graduation
- A-G Course Completion
- Redesignation rate for English learners
- High School Readiness

Local Control & Accountability Plan Goals



1 College, Career, & Life-Ready Graduates

Increase the percent of students on track to graduate college-and-career ready.



2 Safe, Emotionally Healthy, & Engaged Students

Provide supports and opportunities to ensure that every student succeeds, with safe school environments that foster student engagement, promote daily attendance, and remove barriers to learning.



3 Family & Community Empowerment

Parents, family, and community members will become more fully engaged as partners in the education of students in SCUSD.



4 Operational Excellence

Maximize the leadership, structure, and processes of the organization to execute our mission as effectively and efficiently as possible.

LCAP Goal 1:

College, Career and Life-Ready Graduates

- Professional learning activities
- Instructional assistants and school psychologists for Special Education
- Career Technical Education and work-based learning
- High school counselors
- District Librarians
- Foster Youth Services
- Advanced Learning Opportunities (IB)
- Instructional technology
- Expanded Learning Summer Program

LCAP Goal 2: Safe, Emotionally Healthy and Engaged Students

- Coaching in growth mindset, mindfulness, brain science, empathy, building community, etc.
- Professional learning on equity & implicit bias
- Attendance monitoring and support
- Men's and Women's Leadership Academy
- Expanded Learning before/after school programs
- District nurses and the immunization clinic
- Connect Center mental health support
- Social workers
- Resources to support the Safe Haven Initiative

LCAP Goal 3: Family and Community Empowerment

- Parent Teacher Home Visits (building relationships and strengthening home-school connection)
- Capacity-building workshops and trainings to support greater parent engagement
- Oral interpretation for district and school meetings and educational events
- Written translation of districtwide materials, LCAP and SPSA

LCAP Goal 4: Operational Excellence

- Deepen the practice of evaluating program and resource efficacy
 - Dashboard database reporting; assessment system software
- Establish districtwide standards for customer service
 - Develop a customer service measurement tool for each district department

Why include the LCAP in the GTF?

- Understand the work that the Graduation Task Force undertook this year
 - Understand the district process for reviewing recommendations
- Make the connection between each recommendation and the alignment to the LCAP

How to use this information

- Discuss each recommendation and its effectiveness in supporting the graduation rate for each of the identified student groups
 - Include the LCAP goal number
 - If the recommendation is not judged to be effective for any of the identified student groups, let us know why your table made that decision
 - Each table will share out for approximately five minutes
 - District facilitator will help with recording and time management
 - Consensus not required: please document the “minority report”