


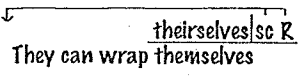
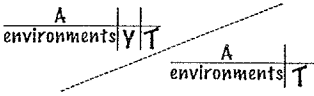
Coding and Scoring Errors at-a-Glance

© 2011, 2008 by Irene C. Fountas and Gay Su Pinnell, Portsmouth, NH: Heinemann. This page may be photocopied.

Behavior	What the Reader Does	How to Code	Example	How to Score	
Accurate Reading	Reads words correctly	Do not mark or place check (✓) above word	No mark or <u>✓</u> environments		No error
Substitution	Gives an incorrect response	Write the substituted word above the word	<u>worry</u> wonder	Substitution, not corrected	1 error
Multiple Substitutions	Makes several attempts at a word	Write each substitution in sequence above the word	<u>speckles spices specials</u> species	Multiple substitutions, not corrected	1 error for each incorrect word in text
			<u>adept adopt SC</u> adapted	Multiple substitutions, self-corrected (SC)	No error; 1 SC
			<u>to touch teeth</u> tooth	Multiple misreadings of the same word, not corrected	1 error for each incorrect word in text
			<u>Attic</u> Arctic	Multiple misreadings of names and proper nouns	1 error first time missed; no errors after that
			<u>can not</u> <u>they're</u> <u>can't</u> <u>they are</u>	Misreading contractions (reads contraction as two words or two words as contraction)	1 error each time
Self-correction	Corrects a previous error	Write the error over the word, followed by SC	<u>use SC</u> usually		No error; 1 SC
Insertion	Adds a word that is not in the text	Write in the inserted word using a caret	very ^		1 error per word inserted
Omission	Gives no response to a word	Place a dash (-) above the word	<u>-</u> only	Skipping a word	1 error per word
				Skipping a line	1 error per word
Repetition	Reads same word again	Write R after the word	R		No error

Coding system developed by Marie Clay as part of the running record system in An Observation Survey of Early Literacy Achievement, Revised Second Edition, 2006, Heinemann.

Coding and Scoring Errors at-a-Glance (continued)

Behavior	What the Reader Does	How to Code	Example	How to Score		
Repeated Repetitions	Reads the same word more than once	Write R for the first repetition, then write a number for the additional repetitions	R ₂ R ₃		No error	
Rereading	Returns to the beginning of sentence or phrase to read again	Write R with an arrow back to the place where rereading began			No error	
	Rereads and self-corrects	Write R with an arrow back to the place where rereading began and a SC at point of self-correction			No error; 1 SC	
Appeal	Verbally asks for help	Write A above the word	<u>A</u> environments	Follow up with "You try it"	No error	
"You Try It"	The child appeals, the teacher responds with "You try it"	Write Y after the word	<u>A</u> environments Y	"You try it" followed by correct word	No error	
				"You try it" followed by omission, incorrect word, or Told	1 error	
Told	Child doesn't attempt a word even after "You try it"	Write T after the word or the Y			1 error	
Spelling Aloud	Child spells word by saying the names of letters	Write the letters in all capital letters	<u>E-V-E-R</u> ever	Spelling followed by correct word	No error	
				Spelling followed by incorrect word	1 error	
Sounding Out	The child makes the sounds associated with the letters in the word	Write the letters in lower case with hyphens between them	<u>o-n-l-y</u> ✓ only	"Sounding out" followed by correct word	No error; no SC	
				<u>t-em-per</u> temper temperature	"Sounding out" followed by incorrect word or no word	1 error
				<u>b-SC</u> polar	Sounding the first letter incorrectly and then saying the word correctly	No error; 1 SC

Coding system developed by Marie Clay as part of the running record system in An Observation Survey of Early Literacy Achievement, Revised Second Edition, 2006, Heinemann.