



Board of Education

Jay Hansen, President, Area 1
Jessie Ryan, Vice President, Area 7
Darrel Woo, 2nd Vice President, Area 6
Ellen Cochrane, Area 2
Christina Pritchett, Area 3
Michael Minnick, Area 4
Mai Vang, Area 5
Natalie Rosas, Student Board Member

José L. Banda, Superintendent

BOARD COMMUNICATIONS

Date: June 2, 2017

SUPERINTENDENT – JOSÉ L. BANDA

BC NO.	FROM	REGARDING
S-218	José Banda	Highlights of Calendar for the Week of June 5

DEPUTY SUPERINTENDENT – LISA ALLEN

BC NO.	FROM	REGARDING
DS-147	Sam Starks	Upcoming Community Events

CHIEF INFORMATION OFFICER – ELLIOT LOPEZ

BC NO.	FROM	REGARDING
CIO-26	Elliot Lopez	District to Live Stream 2017 Graduation Ceremonies
CIO-27	Elliot Lopez	Response Analysis of First Draft 2017-20 LCAP Feedback Survey



**SACRAMENTO CITY UNIFIED SCHOOL DISTRICT
BOARD COMMUNICATION**

BC NO: S-218

CONFIDENTIAL ITEM - <i>(Check a Box)</i>	No:	<input checked="" type="checkbox"/>		Yes:	<input type="checkbox"/>	Date: 6/2/2017
Approved by: José L. Banda, Superintendent						
To the Members of the Board of Education						
Prepared by: José L. Banda, Superintendent					Contact Email: superintendent@scusd.edu	
Subject: Highlights of Calendar for the Week of June 5						

Monday, June 5

- Cabinet Meeting
- Board’s Executive Committee Meeting
- 1:1 Meetings with Cabinet Members

Tuesday, June 6

- School Visits (sites to be determined)
- 1:1 Meetings with Cabinet Members

Wednesday, June 7

- School Visits
- Operations Cabinet Meeting
- 1:1 Meetings with Cabinet Member
- United Latinos Meeting
- *Child Development End-of-Year Celebration*

Thursday, June 8

- School Visits (sites to be determined)
- Meeting with John Smith
- American Legion High School Graduation Ceremony

Friday, June 9

- School Visits (sites to be determined)
- Meeting with Ken McPeters
- Rosemont High School Graduation Ceremony
- Luther Burbank Dreamers Event
- C. K. McClatchy High School Graduation Ceremony



**SACRAMENTO CITY UNIFIED SCHOOL DISTRICT
BOARD COMMUNICATION**

BC NO: DS-147

CONFIDENTIAL ITEM - <i>(Check a Box)</i>	No:	<input checked="" type="checkbox"/>		Yes:	<input type="checkbox"/>	Date: 6/2/2017
Approved by: José L. Banda, Superintendent						
To the Members of the Board of Education						
Prepared by: Sam Starks, Director, Community Relations					Contact Email: sam-starks@scusd.edu	
Subject: Upcoming Community Events						

Attached is a calendar listing of upcoming community events that may be of interest to the Board.

JUNE							
DATE	TIME	EVENT	ORGANIZATION	OPPORTUNITY	LOCATION	NAME	CONTACT
3-Jun	10a.m. - 5pm	Sacramento Book Fair	Sacramento Black Book Fair	Read-in	Read Crawl in Oak Park	Faye Wilson Kennedy	
7-Jun	4p.m -8:30 pm	Fortune School Intern Fair	Fortune School	Employment	UC Davis	Tiffany Smith-Simmons	916-643-9058
15-Jun	6p.m. - 9p.m.	Salute to Fatherhood	Center for Fathers and Families	Table	TBD		
June 16,17	10a.m. - 5pm	Juneteenth	Sacramento Juneteenth, Inc	Festival	William Land Park	Gary Simon	
23-June	4pm-7pm	Retiree Recognition	SCUSD-	For retirees	Serna Center- Community Rooms	HR Dept	916-643-7474
29-June	12pm-3pm	Classified Professional Development Celebration	SCUSD-HR Dept	For our PD group	Serna Center- Community Rooms	Jake Hansen	916-643-7492
JULY							
DATE	TIME	EVENT	ORGANIZATION	OPPORTUNITY	LOCATION	NAME	CONTACT
19-July	TBD	Classified Recruitment Fair	HR Dept	Hiring Classified Employees	Serna Center- Community Rooms	Monica Garland	916-643-7452



**SACRAMENTO CITY UNIFIED SCHOOL DISTRICT
BOARD COMMUNICATION**

BC NO: CIO-26

CONFIDENTIAL ITEM - <i>(Check a Box)</i>	No:	<input checked="" type="checkbox"/>		Yes:	<input type="checkbox"/>	Date: 6/2/2017
Approved by: José L. Banda, Superintendent						
To the Members of the Board of Education						
Prepared by: Elliot Lopez, Chief Information Officer				Contact Email: elliott-lopez@scusd.edu		
Subject: District to Live Stream 2017 Graduation Ceremonies						

Following on last year's success, Technology Services will be live-streaming this year's graduation ceremonies via district and school web sites to provide increased access by parents and out-of-town family members. With support from the Communications Office, we are additionally streaming graduations via the district's Facebook account, and promoting availability via social media.

The district will have staff onsite to capture each event and will leverage a dedicated third-party provider to stream graduation ceremonies for all high schools. Archived ceremonies will continue to be available on the web for a period of time after their completion.

This week, the district's first high school graduation of the year - for Sacramento New Tech High School - was streamed live. The archived stream is available online at <http://www.scusd.edu/2016-2017-graduation-ceremonies>.

Please don't hesitate to contact me with questions pertaining to the above.



**SACRAMENTO CITY UNIFIED SCHOOL DISTRICT
BOARD COMMUNICATION**

BC NO: CIO-27

CONFIDENTIAL ITEM	No:	<input checked="" type="checkbox"/>		Yes:	<input type="checkbox"/>	Date: 6/2/2017
Approved by: José L. Banda, Superintendent						
To the Members of the Board of Education						
Prepared by: Elliot Lopez, Chief Information Officer				Contact Email: elliott-lopez@scusd.edu		
Subject: Response Analysis of First Draft 2017-20 LCAP Feedback Survey						

As presented at the June 1 Board Meeting, the feedback and engagement process for the Local Control and Accountability Plan (LCAP) includes a stakeholder feedback [survey](#) on the [First Draft of the 2017-20 LCAP](#).

The survey began with a view of the [Student Group Report](#) found on the California School Dashboard. Highlights of the First Draft LCAP were also provided. After reviewing the data on the California School Dashboard and the goals in the LCAP, respondents were asked if they agreed with, were unsure about, or disagreed with whether the actions and services support each of the LCAP goals.

Through collaboration with our Communications Office and Family and Community Engagement department, the survey was shared on the district’s Facebook page and website, on individual school websites, through text messages to families and via paper surveys at family engagement activities throughout the district.

In total we received 526 responses: 483 in English and 43 in Spanish.

Below are detailed survey results which will be reviewed and considered by Executive Cabinet in the process of revising the LCAP for discussion at the public hearing on June 15.

We are working with the Board office to schedule meetings with Board members (“2 x 2s”) prior to the June 15 public hearing to receive your input on the plan and provide additional information. We look forward to discussing the plan and process with you in detail.

Table 1: Response Rates and Numbers by Race/Ethnicity

	Percent Completion	Number Completion
White	40%	208
Declined to Answer	18%	97
Hispanic or Latino	17%	89
Two or More Races/Ethnicity	10%	52
Asian	6%	33
Black or African American	5%	26
American Indian or Alaska Native	2%	10
Filipino	1%	6
Native Hawaiian or Other Pacific Islander	1%	4

Table 2: Response Rates and Numbers by Respondent Group

	Percent Completion	Number Completion
Teachers / Certificated Employees	43%	228
Parents / Guardians	30%	160
Classified Employees	14%	75
Administration/ Management Employees	8%	42
Community Members	3%	18

Table 3: Average Percent Agreement of ALL Actions and Services, by Goal

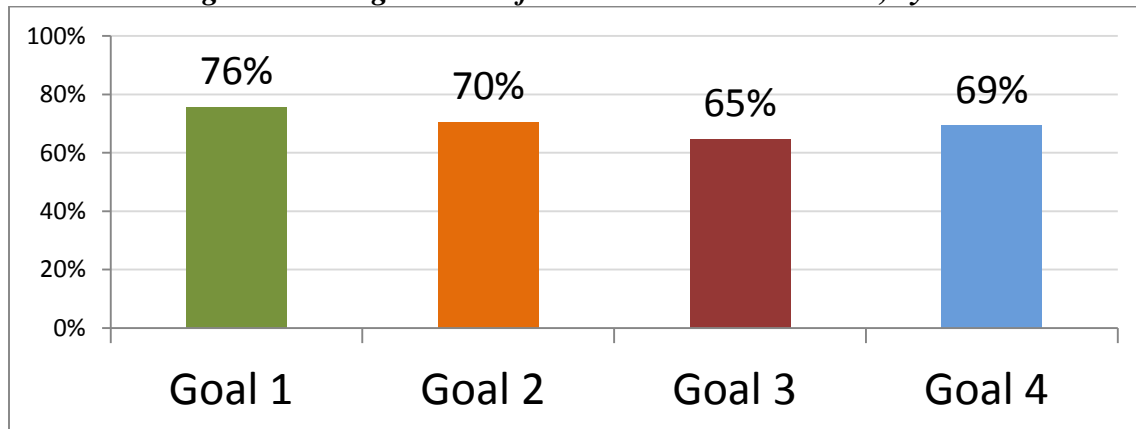


Table 4: Percent Agreement of EACH Action and Service, Goal 1

Goal 1 - Actions and Services	% Agree
Teacher recruitment and retention	91%
Counselors	85%
Professional Learning	80%
Work Based Learning and Career Technical Education	79%
School Psychologists	77%
Preschool & Transitional Kindergarten	69%
Foster Youth Tutoring and Case Management	67%
Librarians	67%
Multilingual Literacy	63%
Average % Agree	76%

Table 5: Percent Agreement of EACH Action and Service, Goal 2

Goal 2 - Actions and Services	% Agree
Clean and Well Maintained Schools	95%
Positive School Climate	88%
After School Programs	84%
District Nurses	82%
Student Support Centers	78%
Assistant Principals	72%
Transportation	70%
Homeless Services Coordinator	68%
Dropout Prevention Specialist	65%
School Resource Officers	65%
Bully Prevention Specialist	60%
Safe Schools Manager	45%
Safe Haven Training	42%
Average % Agree	70%

Table 6: Percent Agreement of EACH Action and Service, Goal 3

Goal 3 - Actions and Services	% Agree
Translation and Interpretation Services	81%
Parent Outreach and Education Services	77%
Fingerprinting	67%
Parent Teacher Home Visits	62%
Parent Advisors at School Sites	56%
Parent Meeting Supplies	45%
Average % Agree	65%

Table 7: Percent Agreement of EACH Action and Service, Goal 4

Goal 4 - Actions and Services	% Agree
Improve Customer Service District wide	77%
Data Collection and Reporting	62%
Average % Agree	69%

Table 8: Average Percent Agreement of ALL Actions and Services by Respondent Group, Goal 1

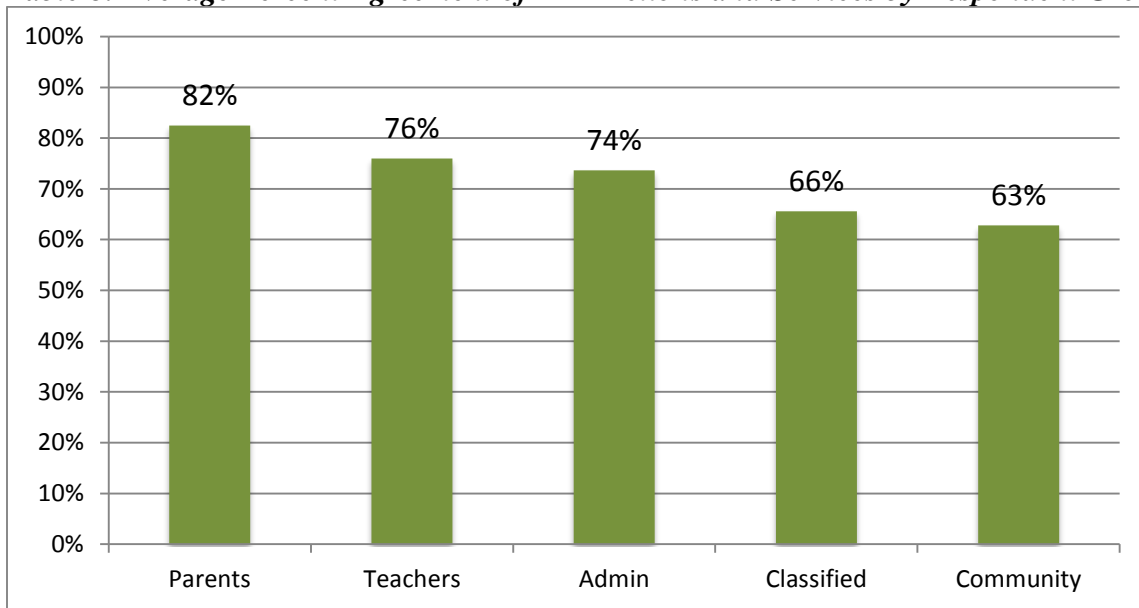


Table 9: Average Percent Agreement of ALL Actions and Services by Respondent Group, Goal 2

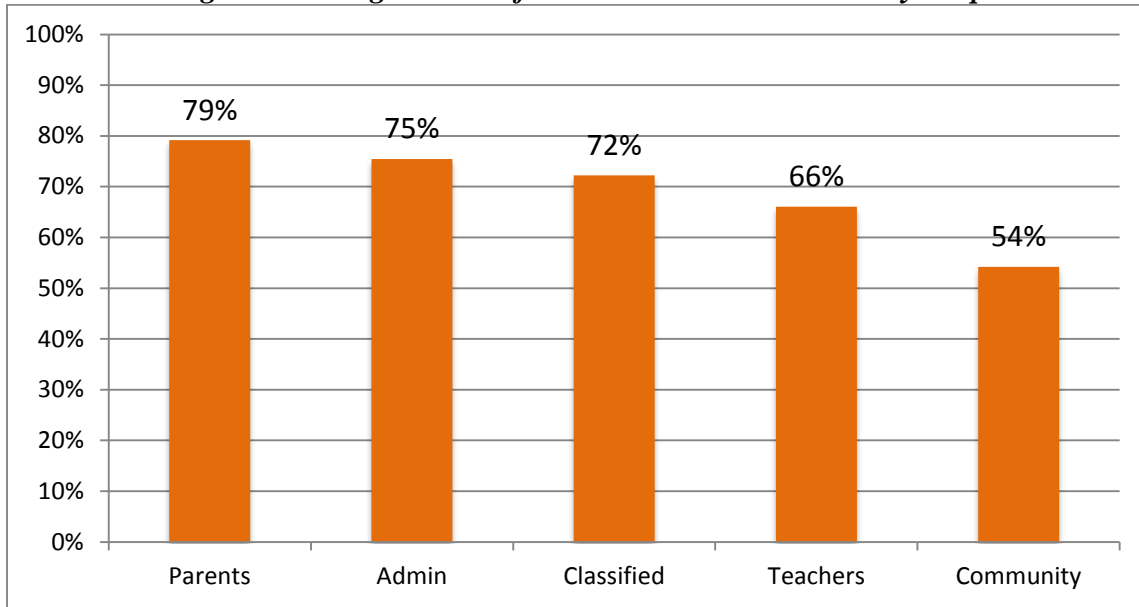


Table 10: Average Percent Agreement of ALL Actions and Services by Respondent Group, Goal 3

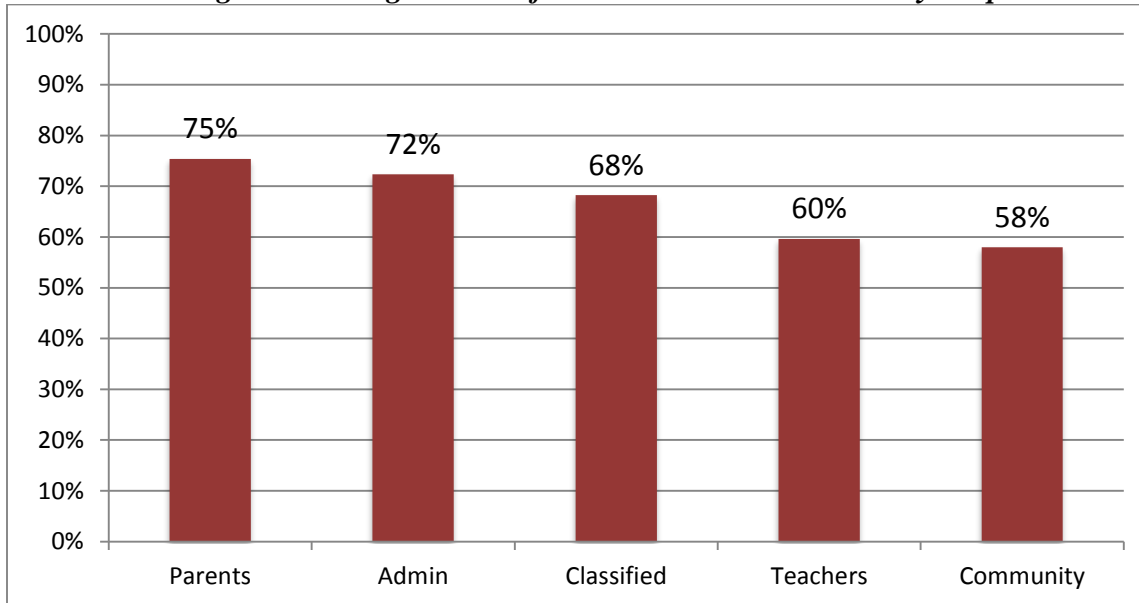


Table 11: Average Percent Agreement of ALL Actions and Services by Respondent Group, Goal 4

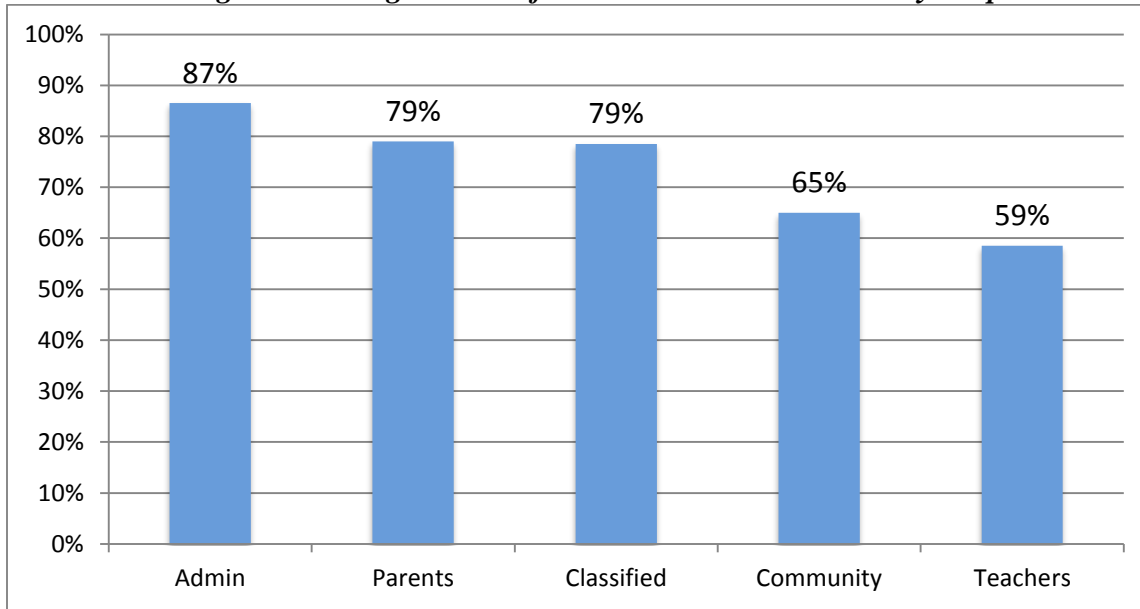


Table 12: Percent Agreement of EACH Action and Service by Respondent Group, Goal 1

Goal 1 Actions and Services	Teachers	Parents	Classified	Admin	Community
Teacher recruitment and retention	96%	88%	80%	98%	76%
Professional Learning	81%	81%	77%	88%	65%
Preschool & Transitional Kindergarten	71%	76%	56%	65%	59%
Counselors	88%	89%	73%	83%	76%
Librarians	73%	78%	41%	53%	35%
Work Based Learning and Career Technical Education	76%	89%	76%	75%	71%
School Psychologists	81%	83%	61%	75%	59%
Multilingual Literacy	57%	74%	62%	63%	65%
Foster Youth Tutoring and Case Management	61%	84%	64%	63%	59%
Average % Agree	76%	82%	66%	74%	63%

Table 13: Percent Agreement of EACH Action and Service by Respondent Group, Goal 2

Goal 2 Actions and Services	Teachers	Parents	Classified	Admin	Community
Safe Schools Manager	34%	60%	55%	58%	18%
Safe Haven Training	33%	57%	52%	38%	29%
School Resource Officers	60%	71%	64%	88%	47%
Assistant Principals	71%	78%	58%	90%	65%
Positive School Climate	87%	96%	82%	93%	76%
Bully Prevention Specialist	50%	76%	68%	70%	29%
Dropout Prevention Specialist	58%	79%	76%	60%	41%
District Nurses	85%	82%	77%	85%	65%
After School Programs	84%	93%	77%	83%	76%
Student Support Centers	71%	89%	83%	83%	59%
Homeless Services Coordinator	63%	78%	70%	70%	65%
Transportation	66%	79%	79%	65%	47%
Clean and Well Maintained Schools	97%	91%	98%	98%	88%
Average % Agree	66%	79%	72%	75%	54%

Table 14: Percent Agreement of EACH Action and Service by Respondent Group, Goal 3

Goal 3 Actions and Services	Teachers	Parents	Classified	Admin	Community
Parent Outreach and Education Services	76%	86%	70%	70%	82%
Fingerprinting	60%	74%	76%	85%	41%
Parent Teacher Home Visits	56%	73%	62%	70%	47%
Translation and Interpretation Services	82%	84%	74%	90%	76%
Parent Advisors at School Sites	49%	68%	59%	53%	53%
Parent Meeting Supplies	37%	60%	48%	38%	35%
Average % Agree	60%	75%	68%	72%	58%

Table 15: Percent Agreement of EACH Action and Service by Respondent Group, Goal 4

Goal 4 Actions and Services	Teachers	Parents	Classified	Admin	Community
Data Collection and Reporting	49%	69%	74%	90%	59%
Improve Customer Service District wide	68%	89%	83%	83%	71%
Average % Agree	59%	79%	79%	87%	65%