



# SACRAMENTO CITY UNIFIED SCHOOL DISTRICT BOARD OF EDUCATION

Agenda Item 12.1

**Meeting Date:** October 4, 2018

**Subject:** Head Start / Early Head Start / Early Head Start Expansion Reports

- Information Item Only
- Approval on Consent Agenda
- Conference (for discussion only)
- Conference/First Reading (Action Anticipated: \_\_\_\_\_)
- Conference/Action
- Action
- Public Hearing

**Division:** Academic Office / Child Development

**Recommendation:** None

**Background/Rationale:** The Office of Head Start, under the auspices of the U.S. Department of Health and Human Services/Administration for Children and Families, mandates that all Head Start/Early Head Start governing entities receive specified reports related to the operational and fiduciary status of the program. These reports must include information and/or a status update in the followings areas: budget, credit card usage, USDA meals/snacks, enrollment, and program updates or summaries, if applicable. Attached, are essential monthly reports for Board members' review.

**Financial Considerations:** None

**LCAP Goal(s):** College, Career and Life Ready Graduates; Family and Community Empowerment

**Documents Attached:**

1. Head Start/Early Head Start Monthly Report Summary
2. Child Development May 2018 Fiscal Report – HS/EHS Basic & T/TA
3. Child Development June 2018 Fiscal Report – HS/EHS/CCP Basic & T/TA
4. Child Development July 2018 Fiscal Report – HS/EHS/CCP Basic & T/TA

**Estimated Time of Presentation:** N/A

**Submitted by:** Dr. Iris Taylor., Chief Academic Officer

Jacque Bonini, Director, Child Development

**Approved by:** Jorge A. Aguilar, Superintendent

**Attachment 1  
Head Start / Early Head Start  
Monthly Report Summary  
September 2018**

**Enrollment Report for June 2018**

<b>Head Start Enrollment</b>	
Funded Enrollment	1139
Actual Enrollment	1075
Percentage of Actual Attendance	79%

<b>Early Head Start Enrollment</b>	
Funded Enrollment	152
Actual Enrollment	155
Percentage of Actual Attendance	79%

<b>Early Head Start Expansion Enrollment</b>	
Funded Enrollment	40
Actual Enrollment	42
Percentage of Actual Attendance	67%

**Enrollment Report for July 2018**

<b>Head Start Enrollment</b>	
Funded Enrollment	140
Actual Enrollment	149
Percentage of Actual Attendance	63%

<b>Early Head Start Enrollment</b>	
Funded Enrollment	152
Actual Enrollment	154
Percentage of Actual Attendance	88%

<b>Early Head Start Expansion Enrollment</b>	
Funded Enrollment	40
Actual Enrollment	44
Percentage of Actual Attendance	63%

**Enrollment Report for August 2018**

<b>Head Start Enrollment</b>	
Funded Enrollment	132
Actual Enrollment	134
Percentage of Actual Attendance	73%

<b>Early Head Start Enrollment</b>	
Funded Enrollment	152
Actual Enrollment	154
Percentage of Actual Attendance	82%

<b>Early Head Start Expansion Enrollment</b>	
Funded Enrollment	40
Actual Enrollment	40
Percentage of Actual Attendance	74%

**Disabilities Report for August 2018**

Head Start	12
Early Head Start	10
EHS Expansion	5

**Credit Card Statements**

None at this time

## Attachment 2

### SETA MONTHLY FISCAL REPORT

925 Del Paso Blvd., Suite 100, Sacramento, CA 95815

**R5210**

Month: <u>May 1 - May 31, 2018</u>	Agreement No.: <u>18C5551S0</u>
Delegate: <u>SCUSD - Child Development Department</u>	Program: <input checked="" type="checkbox"/> PA 22 HS BASIC <span style="float: right;">R5210</span>
Remit to address <u>General Accounting Department - 802A</u>	<input type="checkbox"/> PA 20 BASIC T/TA
<u>5735 47th Avenue</u>	<input type="checkbox"/> PA 25 EHS
<u>SACRAMENTO, CA 95824</u>	<input type="checkbox"/> PA 26 EHS T/TA
	<input type="checkbox"/> OTHER

	Cost Item	Actual Expenses		* Current Budget	Unexpended Balance	
		Current Period & Adjustments	Cumulative To Date			
I.	Personnel	29,702.59	254,018.74	348,346.00	94,327.26	
	Fringe Benefits	3,590.58	33,016.76	225,560.00	192,543.24	
	Travel	0.00	0.00	0.00	0.00	
	Equipment	0.00	0.00	0.00	0.00	
	A	Supplies	16.65	374.03	4,687.00	4,312.97
	D	Contractual	0.00	0.00	0.00	0.00
	M	Construction	0.00	0.00	0.00	0.00
	J	Other	41.48	600.56	1,200.00	599.44
	N	Indirect Costs 4.21%	37,548.67	335,050.51	349,721.00	14,670.49
		<b>I. TOTAL ADMINISTRATION</b>	<b>\$70,899.97</b>	<b>\$623,060.60</b>	<b>\$929,514.00</b>	<b>\$306,453.40</b>
	Non-Federal Administration					
	Total Fed. And Non-Fed. Administration	\$70,899.97	\$623,060.60	\$929,514.00	\$306,453.40	
II.	Personnel	491,216.72	4,324,134.00	3,941,313.00	(382,821.00)	
	Fringe Benefits	357,620.13	3,239,791.95	3,337,141.00	97,349.05	
	Travel	0.00	0.00	0.00	0.00	
	Equipment	0.00	0.00	0.00	0.00	
	P	Supplies	1,234.70	18,453.65	261,327.00	242,873.35
	R	Contractual	0.00	0.00	0.00	0.00
	O	Construction	0.00	0.00	0.00	0.00
	G	Other	8,469.49	88,054.48	187,331.00	99,276.52
	R					
	A	<b>II. TOTAL PROGRAM</b>	<b>\$858,541.04</b>	<b>\$7,670,434.08</b>	<b>\$7,727,112.00</b>	<b>56,677.92</b>
M	NON-FEDERAL PROGRAM Basic & T/TA April	\$399,067.23	\$3,292,725.23	\$2,169,156.00	(1,123,569.23)	
<b>TOTAL SETA COSTS (I + II)</b>		<b>\$929,441.01</b>	<b>\$8,293,494.68</b>	<b>\$8,656,626.00</b>	<b>363,131.32</b>	

Gerardo Castillo	6/6/2018	Shelagh Ferguson	916.643.7878
Chief Business Officer - Authorized Signature	Date	Prepared By	Phone

### Attachment 3

**SETA MONTHLY FISCAL REPORT**  
 925 Del Paso Blvd., Suite 100, Sacramento, CA 95815  
**R5212**

Month: May 1 - May 31, 2018

Delegate: SCUSD - Child Development Department

Remit to address: General Accounting Department - 802A  
5735 47th Avenue  
SACRAMENTO, CA 95824

Agreement No.: 18C5551S0

Program:  PA 22 HS BASIC  
 PA 20 BASIC T/TA R5212  
 PA 25 EHS  
 PA 26 EHS T/TA  
 OTHER

	Cost Item	Actual Expenses		* Current Budget	Unexpended Balance
		Current Period & Adjustments	Cumulative To Date		
I. A D M I N	Personnel				0.00
	Fringe Benefits				0.00
	Travel				0.00
	Equipment				0.00
	Supplies				0.00
	Contractual				0.00
	Construction				0.00
	Other				0.00
	Indirect 4.21%	270.28	699.17	808.00	108.83
	<b>I. TOTAL ADMINISTRATION</b>	<b>\$270.28</b>	<b>\$699.17</b>	<b>\$808.00</b>	<b>\$108.83</b>
Non-Federal Administration					
Total Fed. And Non-Fed. Administration	\$270.28	\$699.17	\$808.00	\$108.83	
II. P R O G R A M	Personnel	0.00	0.00	0.00	0.00
	Fringe Benefits	0.00	0.00	0.00	0.00
	Travel	0.00	0.00	0.00	0.00
	Equipment	0.00	0.00	0.00	0.00
	Supplies	0.00	0.00	0.00	0.00
	Contractual	0.00	0.00	0.00	0.00
	Construction	0.00	0.00	0.00	0.00
	Other	6,419.94	16,607.36	19,192.00	2,584.64
					0.00
	<b>II. TOTAL PROGRAM</b>	<b>\$6,419.94</b>	<b>\$16,607.36</b>	<b>\$19,192.00</b>	<b>2,584.64</b>
NON-FEDERAL PROGRAM Reported on Basic	\$0.00	\$0.00	\$0.00	0.00	
<b>TOTAL SETA COSTS (I + II)</b>	<b>\$6,690.22</b>	<b>\$17,306.53</b>	<b>\$20,000.00</b>	<b>2,693.47</b>	
Gerardo Castillo		6/6/2018	Shelagh Ferguson	916.643.7878	
Chief Business Officer - Authorized Signature		Date	Prepared By	Phone	

## Attachment 4

**SETA MONTHLY FISCAL REPORT**  
 925 Del Paso Blvd., Suite 100, Sacramento, CA 95815  
**R5213**

Month: May 1 - May 31, 2018

Delegate: SCUSD - Child Development Department

Remit to address General Accounting Department - 802A

5735 47th Avenue

SACRAMENTO, CA 95824

Agreement No.: 18C5551S0

Program:  PA 22 HS BASIC

PA 20 BASIC T/TA

PA 25 EHS R5213

PA 26 EHS T/TA

OTHER

	Cost Item	Actual Expenses		* Current Budget	Unexpended Balance
		Current Period & Adjustments	Cumulative To Date		
I.  A D M I N	Personnel	2,156.02	16,775.77	31,474.00	14,698.23
	Fringe Benefits	1,852.30	16,136.12	39,518.00	23,381.88
	Travel	0.00	0.00	0.00	0.00
	Equipment	0.00	0.00	0.00	0.00
	Supplies	0.00	1.87	200.00	198.13
	Contractual	0.00	0.00	0.00	0.00
	Construction	0.00	0.00	0.00	0.00
	Other	0.00	0.00	105.00	105.00
	Indirect Costs 4.21%	6,997.35	62,799.58	72,006.00	9,206.42
	<b>I. TOTAL ADMINISTRATION</b>	<b>\$11,005.67</b>	<b>\$95,713.34</b>	<b>\$143,303.00</b>	<b>\$47,589.66</b>
Non-Federal Administration					
Total Fed. And Non-Fed. Administration	\$11,005.67	\$95,713.34	\$143,303.00	\$47,589.66	
II.  P R O G R A M	Personnel	95,581.71	843,449.90	867,089.00	23,639.10
	Fringe Benefits	65,076.31	593,558.29	727,119.00	133,560.71
	Travel	0.00	445.00	445.00	0.00
	Equipment	0.00	0.00	0.00	0.00
	Supplies	22.18	4,824.89	18,932.00	14,107.11
	Contractual	0.00	0.00	0.00	0.00
	Construction	0.00	0.00	0.00	0.00
	Other	1,519.23	16,484.23	25,468.00	8,983.77
	<b>II. TOTAL PROGRAM</b>	<b>\$162,199.43</b>	<b>\$1,458,762.31</b>	<b>\$1,639,053.00</b>	<b>180,290.69</b>
	NON-FEDERAL PROGRAM Basic & T/TA April	\$55,303.48	\$370,585.75	\$452,480.00	81,894.25
<b>TOTAL SETA COSTS (I + II)</b>	<b>\$173,205.10</b>	<b>\$1,554,475.65</b>	<b>\$1,782,356.00</b>	<b>227,880.35</b>	

Gerardo Castillo	6/6/2018	Shelagh Ferguson	916.643.7878
Chief Business Officer - Authorized Signature	Date	Prepared By	Phone

## Attachment 5

**SETA MONTHLY FISCAL REPORT**  
 925 Del Paso Blvd., Suite 100, Sacramento, CA 95815  
**R5216**

Month: May 1 - May 31, 2018 Agreement No.: 18C5551S0

Delegate: SCUSD - Child Development Department Program:  PA 22 HS BASIC

Remit to address General Accounting Department - 802A  PA 20 BASIC T/TA

5735 47th Avenue  PA 25 EHS

SACRAMENTO, CA 95824  PA 26 EHS T/TA R5216

OTHER

	Cost Item	Actual Expenses		* Current Budget	Unexpended Balance
		Current Period & Adjustments	Cumulative To Date		
I.  A D M I N	Personnel				0.00
	Fringe Benefits				0.00
	Travel				0.00
	Equipment				0.00
	Supplies				0.00
	Contractual				0.00
	Construction				0.00
	Other				0.00
	Indirect 4.21%	8.42	331.37	1,114.00	782.63
	<b>I. TOTAL ADMINISTRATION</b>	<b>\$8.42</b>	<b>\$331.37</b>	<b>\$1,114.00</b>	<b>\$782.63</b>
Non-Federal Administration					
Total Fed. And Non-Fed. Administration	\$8.42	\$331.37	\$1,114.00	\$782.63	
II.  P R O G R A M	Personnel	0.00	0.00	0.00	0.00
	Fringe Benefits	0.00	0.00	0.00	0.00
	Travel	49.00	49.00	0.00	(49.00)
	Equipment	0.00	0.00	0.00	0.00
	Supplies	0.00	0.00	650.00	650.00
	Contractual	0.00	0.00	0.00	0.00
	Construction	0.00	0.00	0.00	0.00
	Other	980.00	7,821.93	25,800.00	17,978.07
					0.00
	<b>II. TOTAL PROGRAM</b>	<b>\$1,029.00</b>	<b>\$7,870.93</b>	<b>\$26,450.00</b>	<b>18,579.07</b>
NON-FEDERAL PROGRAM Reported with Basic	\$0.00	\$0.00	\$0.00	0.00	
<b>TOTAL SETA COSTS (I + II)</b>	<b>\$1,037.42</b>	<b>\$8,202.30</b>	<b>\$27,564.00</b>	<b>19,361.70</b>	
Gerardo Castillo		6/6/2018	Shelagh Ferguson	916.643.7878	
Chief Business Officer - Authorized Signature		Date	Prepared By	Phone	

Attachment 6

SETA MONTHLY FISCAL REPORT

925 Del Paso Blvd., Suite 100, Sacramento, CA 95815

R5210

Month: June 1 - June 30, 2018

Agreement No.: 18C5551S0

Delegate: SCUSD - Child Development Department

Program:  PA 22 HS BASIC R5210

Remit to address General Accounting Department - 802A

PA 20 BASIC T/TA

5735 47th Avenue

PA 25 EHS

SACRAMENTO, CA 95824

PA 26 EHS T/TA

OTHER

Cost Item	Actual Expenses		* Current Budget	Unexpended Balance
	Current Period & Adjustments	Cumulative To Date		
I. Personnel	30,923.77	284,942.51	348,346.00	63,403.49
Fringe Benefits	3,930.02	36,946.78	225,560.00	188,613.22
Travel	0.00	0.00	0.00	0.00
Equipment	0.00	0.00	0.00	0.00
A Supplies	1,625.46	1,999.49	4,687.00	2,687.51
D Contractual	0.00	0.00	0.00	0.00
M Construction	0.00	0.00	0.00	0.00
I Other	53.04	653.60	1,200.00	546.40
N Indirect Costs 4.21%	14,670.20	349,720.71	349,721.00	0.29
I. TOTAL ADMINISTRATION	\$51,202.49	\$674,263.09	\$929,514.00	\$255,250.91
Non-Federal Administration				
Total Fed. And Non-Fed. Administration	\$51,202.49	\$674,263.09	\$929,514.00	\$255,250.91
II. Personnel	72,592.64	4,396,726.64	3,941,313.00	(455,413.64)
Fringe Benefits	155,215.22	3,395,007.17	3,337,141.00	(57,866.17)
P Travel	0.00	0.00	0.00	0.00
R Equipment	0.00	0.00	0.00	0.00
O Supplies	67,359.98	85,813.63	261,327.00	175,513.37
G Contractual	0.00	0.00	0.00	0.00
R Construction	0.00	0.00	0.00	0.00
A Other	16,760.99	104,815.47	187,331.00	82,515.53
M				
II. TOTAL PROGRAM	\$311,928.83	\$7,982,362.91	\$7,727,112.00	(255,250.91)
NON-FEDERAL PROGRAM Basic & T/TA May				
	\$468,611.95	\$3,761,337.18	\$2,169,156.00	(1,592,181.18)
TOTAL SETA COSTS (I + II)	\$363,131.32	\$8,656,626.00	\$8,656,626.00	0.00

Gerardo Castillo	7/19/2018	Shelagh Ferguson	916.643.7878
Chief Business Officer - Authorized Signature	Date	Prepared By	Phone

Attachment 7

SETA MONTHLY FISCAL REPORT

925 Del Paso Blvd., Suite 100, Sacramento, CA 95815

R5213

Month: June 1 - June 30, 2018

Agreement No.: 18C5551S0

Delegate: SCUSD - Child Development Department

Program:  PA 22 HS BASIC

Remit to address General Accounting Department - 802A

PA 20 BASIC T/TA

5735 47th Avenue

PA 25 EHS R5213

SACRAMENTO, CA 95824

PA 26 EHS T/TA

OTHER

Cost Item	Actual Expenses		* Current Budget	Unexpended Balance
	Current Period & Adjustments	Cumulative To Date		
I. Personnel	1,666.99	18,442.76	31,474.00	13,031.24
Fringe Benefits	1,674.25	17,810.37	39,518.00	21,707.63
Travel	0.00	0.00	0.00	0.00
Equipment	0.00	0.00	0.00	0.00
A Supplies	197.36	199.23	200.00	0.77
D Contractual	0.00	0.00	0.00	0.00
M Construction	0.00	0.00	0.00	0.00
I Other	0.00	0.00	105.00	105.00
N Indirect Costs 4.21%	7,326.50	70,126.08	72,006.00	1,879.92
I. TOTAL ADMINISTRATION	\$10,865.10	\$106,578.44	\$143,303.00	\$36,724.56
Non-Federal Administration				
Total Fed. And Non-Fed. Administration	\$10,865.10	\$106,578.44	\$143,303.00	\$36,724.56
II. Personnel	91,962.40	935,412.30	867,089.00	(68,323.30)
Fringe Benefits	65,235.45	658,793.74	727,119.00	68,325.26
P Travel	0.00	445.00	445.00	0.00
R Equipment	0.00	0.00	0.00	0.00
O Supplies	9,909.15	14,734.04	18,932.00	4,197.96
G Contractual	0.00	0.00	0.00	0.00
R Construction	0.00	0.00	0.00	0.00
A Other	3,380.52	19,864.75	25,468.00	5,603.25
M				
II. TOTAL PROGRAM	\$170,487.52	\$1,629,249.83	\$1,639,053.00	9,803.17
NON-FEDERAL PROGRAM Basic & T/TA May				
	\$54,248.13	\$424,833.88	\$452,480.00	27,646.12
TOTAL SETA COSTS (I + II)	\$181,352.62	\$1,735,828.27	\$1,782,356.00	46,527.73

Gerardo Castillo	7/13/2018	Shelagh Ferguson	916.643.7878
Chief Business Officer - Authorized Signature	Date	Prepared By	Phone



**CHILD DEVELOPMENT DEPARTMENT  
SETA MONTHLY FISCAL REPORT**

**R5211**

Month: June 1 - June 30, 2018

Agreement No.: 18C5551S0

Delegate: SACRAMENTO CITY UNIFIED SCHOOL DISTRICT

Program:  PA 3125 EHS-CCP BASIC R5211

Remit to address: GENERAL ACCOUNTING DEPARTMENT - 802A

PA 3120 EHS-CCP T/TA R5221

5735 47TH AVENUE

PA 3128 EHS-CCP START UP R5243

SACRAMENTO, CA 95824

Cost Item	Actual Expenses		* Current Budget	Unexpended Balance
	Current Period & Adjustments	Cumulative To Date		
I Personnel	153.18	1,666.74	1,726.00	59.26
Fringe Benefits	99.17	1,077.72	1,066.00	(11.72)
A Occupancy	0.00	0.00	0.00	0.00
D Staff Travel	0.00	0.00	0.00	0.00
M Supplies	113.52	163.06	1,015.00	851.94
I Other	16.88	16.88	105.00	88.12
N Indirect Costs 4.21%	925.67	29,076.32	29,076.00	(0.32)
I. TOTAL ADMINISTRATION	\$1,308.42	\$32,000.72	\$32,988.00	\$987.28
NON-FEDERAL ADMINISTRATION *				
TOTAL FED & NON-FED ADMIN	\$1,308.42	\$32,000.72	\$32,988.00	\$987.28
II. a. Personnel**	7,883.78	411,012.17	351,729.00	(59,283.17)
b. Fringe Benefits**	6,863.03	258,510.50	270,207.00	11,696.50
P. c. Travel	0.00	0.00	0.00	0.00
R. d. Equipment	0.00	0.00	0.00	0.00
O. e. Supplies	5,861.96	10,313.94	48,557.00	38,243.06
G. f. Contractual	0.00	0.00	0.00	0.00
R. g. Construction	0.00	0.00	0.00	0.00
A. h. Other	996.87	7,888.67	16,245.00	8,356.33
M. II. TOTAL PROGRAM	\$21,605.64	\$687,725.28	\$686,738.00	(987.28)
NON-FEDERAL PROGRAM				
Basic 719,726 & T/TA 17,500 May	\$25,723.56	\$270,360.26	\$184,307.00	(86,053.26)
TOTAL SETA COSTS (I+II)	\$22,914.06	\$719,726.00	\$719,726.00	0.00

Gerardo Castillo	7/12/2018	Shelagh Ferguson	916.643.7878
Chief Business Officer - Authorized Signature	Date	Prepared By	Phone

R5211. August16-17

**SUBSIDIZED SLOTS**

How many subsidized slots are you contractually obligated to retain? 8

How many subsidized slots do you currently have? 8  
100%

If the number of current subsidized slots is less than the contractual obligation, then you must submit the "Subsidy Loss Reimbursement Claim Form" to receive a reimbursement for the lost subsidy.

Attachment 9

**SETA MONTHLY FISCAL REPORT**  
 925 Del Paso Blvd., Suite 100, Sacramento, CA 95815  
**R5212**

Month: June 1 - June 30, 2018

Delegate: SCUSD - Child Development Department

Remit to address: General Accounting Department - 802A  
5735 47th Avenue  
SACRAMENTO, CA 95824

Agreement No.: 18C5551S0

Program:  PA 22 HS BASIC  
 PA 20 BASIC T/TA R5212  
 PA 25 EHS  
 PA 26 EHS T/TA  
 OTHER

Cost Item	Actual Expenses		* Current Budget	Unexpended Balance
	Current Period & Adjustments	Cumulative To Date		
I. Personnel				0.00
Fringe Benefits				0.00
Travel				0.00
Equipment				0.00
A. Supplies				0.00
D. Contractual				0.00
M. Construction				0.00
I. Other				0.00
N. Indirect 4.21%	61.91	761.08	808.00	46.92
I. TOTAL ADMINISTRATION	\$61.91	\$761.08	\$808.00	\$46.92
Non-Federal Administration				
Total Fed. And Non-Fed. Administration	\$61.91	\$761.08	\$808.00	\$46.92
II. Personnel	0.00	0.00	0.00	0.00
Fringe Benefits	0.00	0.00	0.00	0.00
P. Travel	0.00	0.00	0.00	0.00
R. Equipment	0.00	0.00	0.00	0.00
O. Supplies	1,470.57	1,470.57	1,470.57	0.00
G. Contractual	0.00	0.00	0.00	0.00
R. Construction	0.00	0.00	0.00	0.00
A. Other	0.00	16,607.36	17,721.43	1,114.07
				0.00
II. TOTAL PROGRAM	\$1,470.57	\$18,077.93	\$19,192.00	1,114.07
NON-FEDERAL PROGRAM Reported on Basic	\$0.00	\$0.00	\$0.00	0.00
<b>TOTAL SETA COSTS (I + II)</b>	<b>\$1,532.48</b>	<b>\$18,839.01</b>	<b>\$20,000.00</b>	<b>1,160.99</b>

Gerardo Castillo	7/10/2018	Shelagh Ferguson	916.643.7878
Chief Business Officer - Authorized Signature	Date	Prepared By	Phone

Attachment 10

SETA MONTHLY FISCAL REPORT

925 Del Paso Blvd., Suite 100, Sacramento, CA 95815

R5216

Month: June 1 - June 30, 2018

Agreement No.: 18C5551S0

Delegate: SCUSD - Child Development Department

Program:  PA 22 HS BASIC

Remit to address General Accounting Department - 802A

PA 20 BASIC T/TA

5735 47th Avenue

PA 25 EHS

SACRAMENTO, CA 95824

PA 26 EHS T/TA R5216

OTHER

Cost Item	Actual Expenses		* Current Budget	Unexpended Balance	
	Current Period & Adjustments	Cumulative To Date			
I. A D M I N	Personnel			0.00	
	Fringe Benefits			0.00	
	Travel			0.00	
	Equipment			0.00	
	Supplies			0.00	
	Contractual			0.00	
	Construction			0.00	
	Other			0.00	
	Indirect 4.21%	0.00	331.37	1,114.00	782.63
	I. TOTAL ADMINISTRATION	\$0.00	\$331.37	\$1,114.00	\$782.63
Non-Federal Administration					
Total Fed. And Non-Fed. Administration	\$0.00	\$331.37	\$1,114.00	\$782.63	
II. P R O G R A M	Personnel	0.00	0.00	0.00	0.00
	Fringe Benefits	0.00	0.00	0.00	0.00
	Travel	0.00	49.00	0.00	(49.00)
	Equipment	0.00	0.00	0.00	0.00
	Supplies	0.00	0.00	650.00	650.00
	Contractual	0.00	0.00	0.00	0.00
	Construction	0.00	0.00	0.00	0.00
	Other	0.00	7,821.93	25,800.00	17,978.07
					0.00
	II. TOTAL PROGRAM	\$0.00	\$7,870.93	\$26,450.00	18,579.07
NON-FEDERAL PROGRAM Reported with Basic	\$0.00	\$0.00	\$0.00	0.00	
TOTAL SETA COSTS ( I + II )	\$0.00	\$8,202.30	\$27,564.00	19,361.70	

Gerardo Castillo	7/10/2018	Shelagh Ferguson	916.643.7878
Chief Business Officer - Authorized Signature	Date	Prepared By	Phone

**CHILD DEVELOPMENT DEPARTMENT  
SETA MONTHLY FISCAL REPORT**

R5221

Month: June 1 - June 30, 2018Agreement No.: 18C5551S0Delegate: SACRAMENTO CITY UNIFIED SCHOOL DISTRICTProgram:  PA 3125 EHS-CCP BASIC R5211Remit to address: GENERAL ACCOUNTING DEPARTMENT - 802A PA 3120 EHS-CCP T/TA R52215735 47TH AVENUE PA 3128 EHS-CCP START UP R5243SACRAMENTO, CA 95824

Cost Item	Actual Expenses		* Current Budget	Unexpended Balance
	Current Period & Adjustments	Cumulative To Date		
I Personnel	0.00	0.00	0.00	0.00
Fringe Benefits	0.00	0.00	0.00	0.00
A Occupancy	0.00	0.00	0.00	0.00
D Staff Travel	0.00	0.00	0.00	0.00
M Supplies	0.00	0.00	0.00	0.00
I Other	0.00	0.00	0.00	0.00
N Indirect Costs 4.21%	0.00	589.24	707.00	117.76
I. TOTAL ADMINISTRATION	\$0.00	\$589.24	\$707.00	\$117.76
NON-FEDERAL ADMINISTRATION *				
TOTAL FED & NON-FED ADMIN	\$0.00	\$589.24	\$707.00	\$117.76
II. a. Personnel**	0.00	0.00	0.00	0.00
b. Fringe Benefits**	0.00	0.00	0.00	0.00
P c. Travel	0.00	0.00	0.00	0.00
R d. Equipment	0.00	0.00	0.00	0.00
O e. Supplies	0.00	1,095.90	1,095.90	0.00
G f. Contractual	0.00	0.00	0.00	0.00
R g. Construction	0.00	0.00	0.00	0.00
A h. Other	0.00	12,900.00	15,697.10	2,797.10
M				
II. TOTAL PROGRAM	\$0.00	\$13,995.90	\$16,793.00	2,797.10
NON-FEDERAL PROGRAM	\$0.00	\$0.00	\$0.00	0.00
TOTAL SETA COSTS ( I+ II )	\$0.00	\$14,585.14	\$17,500.00	2,914.86

Gerardo Castillo

7/10/2018

Shelagh Ferguson

916.643.7878

Chief Business Officer - Authorized Signature

Date

Prepared By

Phone

R.5221.16-17

**SUBSIDIZED SLOTS**How many subsidized slots are you contractually obligated to retain? 8How many subsidized slots do you currently have? 8

If the number of current subsidized slots is less than the contractual obligation, then you must submit the "Subsidy Loss Reimbursement Claim Form" to receive a reimbursement for the lost subsidy.

**CHILD DEVELOPMENT DEPARTMENT  
SETA MONTHLY FISCAL REPORT**

**R5211**

Month: July 1 - July 31, 2018

Agreement No.: 18C5551S0

Delegate: SACRAMENTO CITY UNIFIED SCHOOL DISTRICT

Program:  PA 3125 EHS-CCP BASIC R5211

Remit to address: GENERAL ACCOUNTING DEPARTMENT - 802A


PA 3120 EHS-CCP T/TA R5221

5735 47TH AVENUE

PA 3128 EHS-CCP START UP R5243

SACRAMENTO, CA 95824

Cost Item	Actual Expenses		* Current Budget	Unexpended Balance
	Current Period & Adjustments	Cumulative To Date		
I Personnel	(17.45)	1,649.29	1,726.00	76.71
Fringe Benefits	(4.06)	1,073.66	1,066.00	(7.66)
A Occupancy	0.00	0.00	0.00	0.00
D Staff Travel	0.00	0.00	0.00	0.00
M Supplies	0.00	163.06	1,015.00	851.94
J Other	0.00	16.88	105.00	88.12
N Indirect Costs 4.21%	0.00	29,076.32	29,076.00	(0.32)
I. TOTAL ADMINISTRATION	(\$21.51)	\$31,979.21	\$32,988.00	\$1,008.79
NON-FEDERAL ADMINISTRATION *				
TOTAL FED & NON-FED ADMIN	(\$21.51)	\$31,979.21	\$32,988.00	\$1,008.79
II. a. Personnel**	(1,626.24)	409,385.93	351,729.00	(57,656.93)
b. Fringe Benefits**	1,647.75	260,158.25	270,207.00	10,048.75
P c. Travel	0.00	0.00	0.00	0.00
R d. Equipment	0.00	0.00	0.00	0.00
O e. Supplies	0.00	10,313.94	48,557.00	38,243.06
G f. Contractual	0.00	0.00	0.00	0.00
R g. Construction	0.00	0.00	0.00	0.00
A h. Other	0.00	7,888.67	16,245.00	8,356.33
M				
II. TOTAL PROGRAM	\$21.51	\$687,746.79	\$686,738.00	(1,008.79)
NON-FEDERAL PROGRAM				
Basic 719,726 & T/TA 17,500 June	\$28,570.48	\$298,930.74	\$184,307.00	(114,623.74)
TOTAL SETA COSTS (I+II)	\$0.00	\$719,726.00	\$719,726.00	0.00

Jacque Bonini		8/6/2018	Shelagh Ferguson	916.643.7878
Director, Child Development - Authorized Signature		Date	Prepared By	Phone

R5211. August16-17

**SUBSIDIZED SLOTS**

How many subsidized slots are you contractually obligated to retain? 8

How many subsidized slots do you currently have? 8

100%

If the number of current subsidized slots is less than the contractual obligation, then you must submit the "Subsidy Loss Reimbursement Claim Form" to receive a reimbursement for the lost subsidy.

**CHILD DEVELOPMENT DEPARTMENT  
SETA MONTHLY FISCAL REPORT**

**R5221**

Month: July 1 - July 31, 2018

Agreement No.: 18C5551S0

Delegate: SACRAMENTO CITY UNIFIED SCHOOL DISTRICT

Program:  PA 3125 EHS-CCP BASIC R5211

Remit to address: GENERAL ACCOUNTING DEPARTMENT - 802A


PA 3120 EHS-CCP T/TA R5221

5735 47TH AVENUE

PA 3128 EHS-CCP START UP R5243

SACRAMENTO, CA 95824

Cost Item	Actual Expenses		* Current Budget	Unexpended Balance
	Current Period & Adjustments	Cumulative To Date		
I Personnel	0.00	0.00	0.00	0.00
Fringe Benefits	0.00	0.00	0.00	0.00
A Occupancy	0.00	0.00	0.00	0.00
D Staff Travel	0.00	0.00	0.00	0.00
M Supplies	0.00	0.00	0.00	0.00
I Other	0.00	0.00	0.00	0.00
N Indirect Costs 4.21%	0.00	589.24	707.00	117.76
I. TOTAL ADMINISTRATION	\$0.00	\$589.24	\$707.00	\$117.76
NON-FEDERAL ADMINISTRATION *				
TOTAL FED & NON-FED ADMIN	\$0.00	\$589.24	\$707.00	\$117.76
II a. Personnel**	0.00	0.00	0.00	0.00
b. Fringe Benefits**	0.00	0.00	0.00	0.00
P c. Travel	0.00	0.00	0.00	0.00
R d. Equipment	0.00	0.00	0.00	0.00
O e. Supplies	0.00	1,095.90	1,095.90	0.00
G f. Contractual	0.00	0.00	0.00	0.00
R g. Construction	0.00	0.00	0.00	0.00
A h. Other	0.00	12,900.00	15,697.10	2,797.10
M II. TOTAL PROGRAM	\$0.00	\$13,995.90	\$16,793.00	2,797.10
NON-FEDERAL PROGRAM Reported with Basic				
TOTAL SETA COSTS (I+II)	\$0.00	\$14,585.14	\$17,500.00	2,914.86

Jacquie Bonini 	8/6/2018	Shelagh Ferguson	916.643.7878
Director, Child Development - Authorized Signature	Date	Prepared By	Phone

R.5221.16-17

**SUBSIDIZED SLOTS**

How many subsidized slots are you contractually obligated to retain? 8

How many subsidized slots do you currently have? 8

If the number of current subsidized slots is less than the contractual obligation, then you must submit the "Subsidy Loss Reimbursement Claim Form" to receive a reimbursement for the lost subsidy.

Attachment 14

SETA MONTHLY FISCAL REPORT

925 Del Paso Blvd., Suite 100, Sacramento, CA 95815

R5210

Month: July 1 - July 31, 2018

Agreement No.: 18C5551S0

Delegate: SCUSD - Child Development Department

Program:  PA 22 HS BASIC R5210

Remit to address General Accounting Department - 802A

PA 20 BASIC T/TA

5735 47th Avenue


PA 25 EHS

SACRAMENTO, CA 95824

PA 26 EHS T/TA

OTHER

Cost Item	Actual Expenses		* Current Budget	Unexpended Balance
	Current Period & Adjustments	Cumulative To Date		
I. Personnel	0.00	284,942.51	348,346.00	63,403.49
Fringe Benefits	0.00	36,946.78	225,560.00	188,613.22
Travel	0.00	0.00	0.00	0.00
Equipment	0.00	0.00	0.00	0.00
A Supplies	0.00	1,999.49	4,687.00	2,687.51
D Contractual	0.00	0.00	0.00	0.00
M Construction	0.00	0.00	0.00	0.00
I Other	0.00	653.60	1,200.00	546.40
N Indirect Costs 4.21%	0.00	349,720.71	349,721.00	0.29
I. TOTAL ADMINISTRATION	\$0.00	\$674,263.09	\$929,514.00	\$255,250.91
Non-Federal Administration				
Total Fed. And Non-Fed. Administration	\$0.00	\$674,263.09	\$929,514.00	\$255,250.91
II. Personnel	0.00	4,396,726.64	3,941,313.00	(455,413.64)
Fringe Benefits	0.00	3,395,007.17	3,337,141.00	(57,866.17)
Travel	0.00	0.00	0.00	0.00
Equipment	0.00	0.00	0.00	0.00
O Supplies	0.00	85,813.63	261,327.00	175,513.37
G Contractual	0.00	0.00	0.00	0.00
R Construction	0.00	0.00	0.00	0.00
A Other	0.00	104,815.47	187,331.00	82,515.53
II. TOTAL PROGRAM	\$0.00	\$7,982,362.91	\$7,727,112.00	(255,250.91)
NON-FEDERAL PROGRAM Basic & T/TA June	\$12,812.38	\$3,774,149.56	\$2,169,156.00	(1,604,993.56)
TOTAL SETA COSTS (I + II)	\$0.00	\$8,656,626.00	\$8,656,626.00	0.00

Jacque Bonini		8/6/2018	Shelagh Ferguson	916.643.7878
Director, Child Development - Authorized Signature		Date	Prepared By	Phone

Attachment 15

**SETA MONTHLY FISCAL REPORT**  
 925 Del Paso Blvd., Suite 100, Sacramento, CA 95815  
**R5212**

Month: July 1 - July 31, 2018

Delegate: SCUSD - Child Development Department

Remit to address: General Accounting Department - 802A  
5735 47th Avenue  
SACRAMENTO, CA 95824

Agreement No.: 18C5551S0

Program:  PA 22 HS BASIC  
 PA 20 BASIC T/TA R5212  
 PA 25 EHS  
 PA 26 EHS T/TA  
 OTHER

Cost Item	Actual Expenses		* Current Budget	Unexpended Balance
	Current Period & Adjustments	Cumulative To Date		
I. Personnel				0.00
Fringe Benefits				0.00
Travel				0.00
Equipment				0.00
A. Supplies				0.00
D. Contractual				0.00
M. Construction				0.00
I. Other				0.00
N. Indirect 4.21%	0.00	761.08	808.00	46.92
I. TOTAL ADMINISTRATION	\$0.00	\$761.08	\$808.00	\$46.92
Non-Federal Administration				
Total Fed. And Non-Fed. Administration	\$0.00	\$761.08	\$808.00	\$46.92
II. Personnel	0.00	0.00	0.00	0.00
Fringe Benefits	0.00	0.00	0.00	0.00
P. Travel	0.00	50.00	50.00	0.00
R. Equipment	0.00	0.00	0.00	0.00
O. Supplies	0.00	1,470.57	1,470.57	0.00
G. Contractual	0.00	0.00	0.00	0.00
R. Construction	0.00	0.00	0.00	0.00
A. Other	0.00	16,557.36	17,671.43	1,114.07
				0.00
II. TOTAL PROGRAM	\$0.00	\$18,077.93	\$19,192.00	1,114.07
NON-FEDERAL PROGRAM Reported on Basic				
	\$0.00	\$0.00	\$0.00	0.00
<b>TOTAL SETA COSTS (I + II)</b>	<b>\$0.00</b>	<b>\$18,839.01</b>	<b>\$20,000.00</b>	<b>1,160.99</b>

Jacque Bonini	8/6/2018	Shelagh Ferguson	916.643.7878
Director, Child Development - Authorized Signature	Date	Prepared By	Phone



Attachment 16

**SETA MONTHLY FISCAL REPORT**

925 Del Paso Blvd., Suite 100, Sacramento, CA 95815

**R5213**

Month: July 1 - July 31, 2018

Agreement No.: 18C5551S0

Delegate: SCUSD - Child Development Department

Program:  PA 22 HS BASIC

Remit to address General Accounting Department - 802A

PA 20 BASIC T/TA

5735 47th Avenue

PA 25 EHS R5213

SACRAMENTO, CA 95824

PA 26 EHS T/TA

OTHER

Cost Item	Actual Expenses		* Current Budget	Unexpended Balance	
	Current Period & Adjustments	Cumulative To Date			
I. A D M I N	Personnel	2,765.20	21,207.96	31,474.00	10,266.04
	Fringe Benefits	1,763.12	19,573.49	39,518.00	19,944.51
	Travel	0.00	0.00	0.00	0.00
	Equipment	0.00	0.00	0.00	0.00
	Supplies	20.22	219.45	200.00	(19.45)
	Contractual	0.00	0.00	0.00	0.00
	Construction	0.00	0.00	0.00	0.00
	Other	0.00	0.00	105.00	105.00
	Indirect Costs 4.21%	1,879.67	72,005.75	72,006.00	0.25
	<b>I. TOTAL ADMINISTRATION</b>	<b>\$6,428.21</b>	<b>\$113,006.65</b>	<b>\$143,303.00</b>	<b>\$30,296.35</b>
Non-Federal Administration					
Total Fed. And Non-Fed. Administration	\$6,428.21	\$113,006.65	\$143,303.00	\$30,296.35	
II. P R O G R A M	Personnel	16,291.53	951,703.83	867,089.00	(84,614.83)
	Fringe Benefits	19,516.16	678,309.90	727,119.00	48,809.10
	Travel	0.00	445.00	445.00	0.00
	Equipment	0.00	0.00	0.00	0.00
	Supplies	878.27	15,612.31	18,932.00	3,319.69
	Contractual	0.00	0.00	0.00	0.00
	Construction	0.00	0.00	0.00	0.00
	Other	3,413.56	23,278.31	25,468.00	2,189.69
	<b>II. TOTAL PROGRAM</b>	<b>\$40,099.52</b>	<b>\$1,669,349.35</b>	<b>\$1,639,053.00</b>	<b>(30,296.35)</b>
NON-FEDERAL PROGRAM Basic & T/TA June & July	\$68,453.41	\$493,287.29	\$452,480.00	(40,807.29)	
<b>TOTAL SETA COSTS (I + II)</b>	<b>\$46,527.73</b>	<b>\$1,782,356.00</b>	<b>\$1,782,356.00</b>	<b>0.00</b>	

Jacquie Bonini	8/6/2018	Shelagh Ferguson	916.643.7878
Director, Child Development- Authorized Signature	Date	Prepared By	Phone

Attachment 17

SETA MONTHLY FISCAL REPORT

925 Del Paso Blvd., Suite 100, Sacramento, CA 95815

R5216

Month: July 1 - July 31, 2018 Agreement No.: 18C5551S0

Delegate: SCUSD - Child Development Department Program:  PA 22 HS BASIC


Remit to address General Accounting Department - 802A  PA 20 BASIC T/TA

5735 47th Avenue  PA 25 EHS

SACRAMENTO, CA 95824  PA 26 EHS T/TA R5216

OTHER

Cost Item	Actual Expenses		* Current Budget	Unexpended Balance
	Current Period & Adjustments	Cumulative To Date		
I. Personnel				0.00
Fringe Benefits				0.00
Travel				0.00
Equipment				0.00
A Supplies				0.00
D Contractual				0.00
M Construction				0.00
I Other				0.00
N Indirect 4.21%	35.33	366.70	1,114.00	747.30
I. TOTAL ADMINISTRATION	\$35.33	\$366.70	\$1,114.00	\$747.30
Non-Federal Administration				
Total Fed. And Non-Fed. Administration	\$35.33	\$366.70	\$1,114.00	\$747.30
II. Personnel	0.00	0.00	0.00	0.00
Fringe Benefits	0.00	0.00	0.00	0.00
P Travel	839.38	888.38	888.38	0.00
R Equipment	0.00	0.00	0.00	0.00
O Supplies	0.00	0.00	650.00	650.00
G Contractual	0.00	0.00	0.00	0.00
R Construction	0.00	0.00	0.00	0.00
A Other	0.00	7,821.93	24,911.62	17,089.69
M				0.00
II. TOTAL PROGRAM	\$839.38	\$8,710.31	\$26,450.00	17,739.69
NON-FEDERAL PROGRAM Reported with Basic	\$0.00	\$0.00	\$0.00	0.00
TOTAL SETA COSTS ( I + II )	\$874.71	\$9,077.01	\$27,564.00	18,486.99

Jacque Bonini  8/6/2018 Shelagh Ferguson 916.643.7878

Director, Child Development - Authorized Signature Date Prepared By Phone