



# SACRAMENTO CITY UNIFIED SCHOOL DISTRICT BOARD OF EDUCATION

Agenda Item# 10.5

**Meeting Date:** April 4, 2013

**Subject:** Coherent Governance Policy Operational Expectations 12 (OE-12) --  
Learning Environment

- ☐ Information Item Only
- ☐ Approval on Consent Agenda
- ☐ Conference (for discussion only)
- ☐ Conference/First Reading (Action Anticipated: \_\_\_\_\_)
- ☒ Conference/Action
- ☐ Action
- ☐ Public Hearing

**Division:** Superintendent's Office

**Recommendation:** Approve Coherent Governance Policy Operational Expectations 12 (OE-12) – Learning Environment - Monitoring Report.

**Background/Rationale:** The Board has directed the Superintendent to provide Monitoring Reports on a regular schedule at open session Board meetings. Monitoring determines the degree to which Board policies are being met. This report is designed to share progress toward the results the Board expects to see for the school system, as well as the effectiveness of the system's operations. This report, therefore, is a review of the organization's performance as it relates to Operational Expectations 12 – Learning Environment.

The report includes the following information:

- The policy.
- The Superintendent's certification.
- Reasonable Interpretation of the policy.
- Evidence of compliance.

After the Board meets in open session to discuss the report, two additional sections of the report will be completed by the Board chair:

- Disposition of the Board. (The policy is found by the Board to be "in compliance," "in compliance with exceptions," or "not in compliance.")
- Comments.

The Board will discuss the data and conclusions from the Monitoring Report in open session. At the end of the discussion, the Board will vote as to whether it will accept the report, as presented, as evidence of reasonable interpretation and reasonable progress toward achieving the Board's policy. The Board will determine whether the policy is "in compliance," "in compliance with exceptions," or "not in compliance." If the policy is found to be "in compliance

with exceptions,” or “not in compliance,” the Board has the option to direct the Superintendent to correct the non-compliance indicators and report back to the Board at a time outside the regular monitoring schedule.

**Financial Considerations:** None.

**Documents Attached:**

1. OE-12 Monitoring Report
2. Attachment A
3. Attachment B
4. Attachment C
5. Attachment D
6. Attachment E
7. Attachment F
8. Attachment G
9. Attachment H
10. Attachment I

**Estimated Time of Presentation:** 5 minutes

**Submitted by:** Jonathan P. Raymond, Superintendent

**Approved by:** N/A

**SACRAMENTO CITY UNIFIED SCHOOL DISTRICT**  
**Operational Expectation Monitoring Report**  
**OE-12: Learning Environment**  
**April 4, 2013**

**PART I: THE POLICY**

**OE-12: Learning Environment**

The Superintendent shall assure that the Board is fully and adequately informed about matters relating to Board work and significant organizational concern.

**PART II: SUPERINTENDENT'S CERTIFICATION**

I certify that the information in this report is true.

Beginning June 12, 2012 and ending April 3, 2013.

Signed: \_\_\_\_\_ Date: \_\_\_\_\_  
Jonathan P. Raymond, Superintendent

Disposition of the Board

☐ Compliance  
☐ Not in compliance  
☐ Compliance with Exception

**PART III: DISPOSITION OF THE BOARD**

Based on this report and our discussion, the Board of Education finds this OE policy to be

☐ In compliance  
☐ In compliance with exceptions  
☐ Not in compliance

Signed: \_\_\_\_\_ Date: \_\_\_\_\_  
Jeff Cuneo, Board President

**PART IV: COMMENTS**

---

---

---

---

**OE-12: The Superintendent shall establish and maintain a learning environment that is safe, respectful and conducive to effective learning.**

**PART V: INTERPRETATION**

I interpret this to mean that the District's role is to develop and maintain schools that keep students safe and secure from physical or emotional danger or harm. Further, I interpret this to mean that our campuses will be places of mutual respect, where adults and students in our school system have a strong sense of belonging and regard each other with consideration and appreciation. Finally, I interpret "environment...conducive to effective learning" to mean that schools will establish and maintain physical and socio-emotional conditions that support students in learning the habits, skills and knowledge necessary to become lifelong learners ready for college and 21<sup>st</sup> century careers.

**OE-12.1 The Superintendent will maintain a climate that is characterized by support and encouragement for high student achievement.**

**Interpretation:**

"Climate" is interpreted to mean the physical conditions and culture of a school, which includes organizational attitudes and behaviors that result in a safe, respectful and positive learning environment conducive to academic success for all students.

I interpret "support and encouragement" to mean those interactions and interventions that have a positive impact on learning and promote positive habits and behaviors.

I interpret "high student achievement" to mean, as stated in Board Results Policy 2, that students are "self-directed and engaged learners, achieving at their level of individual capacity."

**Indicators for Compliance:**

- Analysis of the climate survey results
- Analysis of the California Healthy Kids Survey (CHKS) results
- Community engagement activities
- School Quality Review results
- State and federal accountability measures for student achievement

**EVIDENCE OF COMPLIANCE  
June 12, 2012 – April 3, 2013**

- The California Healthy Kids Survey is administered between March 1 2013 and April 30, 2013 for high schools.
- WestEd analyzed the data for the 2012 California Healthy Kids Survey. The data is available on the SCUSD website at <http://www.scusd.edu/post/california-healthy-kids-survey-reports-0> and has been shared in meetings.

- The FACE Parent Engagement and Training Department supports families and schools in building capacity for achievement-focused family engagement through the following programs:
  - Sacramento Goes Back To School, a district-wide parent involvement awareness campaign. All SCUSD school sites participated in the 2012 campaign.
  - The 10-week Leadership Academy series, a yearly leadership development program for SCUSD parents and community partners (See Attachment A: Brochure which details the dates and topics for each session).
  - Parents as Partners, a nine-week series of parent workshops. Eleven schools participated in the fall and winter of 2012-13 school year with six schools additional schools scheduled for the spring of 2013 (See Attachment B: List of schools and number of participants).
  - Additional workshops for parents offered through the school-site Parent Resource Centers and provided by both SCUSD and community partners such as Legal Services of Northern California; CalWorks; Sacramento City College; WIC; Sacramento Food Bank and Partners in Health (See Attachment C).
  - Currently there are 43 Parent Resource Centers in operation district-wide with 3-4 additional sites to open as of June 2013. (See Attachment D: List of current sites.)
  - Professional development workshops for school administrators and staff can be found listed in the SCUSD website, Professional Development Calendar 2012-13. Additional Parent Engagement Trainings are also offered to school site staff (<http://www.scusd.edu/professional-development>) (See attachment E).
  - SCUSD volunteer procedures and opportunities trainings are available to all sites upon request.
  - Monthly Parent Information Exchange (PIE) meetings which bring together 60 parents and community service providers for learning workshops and to engage in meaningful dialogue that leads to the development of collaborative opportunities (See Attachment F).
  - The Parent Engagement and Training Department also coordinates the District Advisory Council; provides training and support to School Site Councils; and works in partnership with the Sacramento Council of PTAs; CAC; DELAC and GATE (See Attachment G).
  - Parent/Teacher Home Visits are conducted year round. Currently, 42 percent of teachers at 42 sites are participating in the PTHVP.
  - Oak Ridge, Will C. Wood, Leataata Floyd, Earl Warren and John Cabrillo are piloting the Academic Parent/Teacher Team meetings for the 2012-13 school year.

- We are in the process of recalibrating our SQR matrix and developing a balance accountability framework which will include charter schools. SQR reviews will be reinstituted in the 2013-14 school year. Results of the SQRs are given to the Chief Accountability Officer, Area Assistant Superintendents and site Principals.

- State and Federal accountability results from 2011-12 were reported to the Board in October. Results from 2012-13 testing will be available in August (See Attachment H).

<b>Compliance Status</b>	In Compliance
--------------------------	---------------

<b>OE-12.2 The Superintendent shall assure that all confidential student information is properly used and protected.</b>
--

**Interpretation:**

I interpret that “confidential student information” to mean cumulative records, Special Education records and data that is in the student database system. Further, I interpret this provision to mean that only relevant and needed records are collected and that access to data is limited to staff with passwords or keys. Also, I interpret this to mean that the transmittal of this data through email, text messages, mail and phone conversation and storage of records (in locked areas or on password protected computers) shall be protected against access by:

- Adult volunteers
- The general public
- Student assistants in offices and classrooms
- Staff with no clear professional interest in a student matter of record

**Indicators for Compliance:**

Student records management and retention are controlled by statute; state guidelines for destruction of student records are dictated by the California Education Code. In addition, I interpret SCUSD Board Policy to require that files be purged periodically to ensure that inappropriate (unofficial) materials are not allowed to accumulate. This includes correspondence and email files relating to students. While this is current practice within the District, it must be monitored systematically if practices are to be sustained at established levels at all sites.

<b>EVIDENCE OF COMPLIANCE</b> <b>June 12, 2012 - April 3, 2013</b>
<ul style="list-style-type: none"><li>• Each school has a designated official records custodian who is responsible for the maintenance, care and security of all school student records, whether or not such records are in his/her personal custody or control. The records custodian takes all reasonable measures to prevent unauthorized access to or dissemination of school student records. All records are stored and maintained in a designated secure room and file cabinet accessible only to “school officials and employees.”</li><li>• Student Records in the Student Hearing and Placement Department maintains inactive student records. “Inactive” is defined as students who have left the Sacramento City Unified School District. Records are stored both in a locked room and in electronic format. The records room can only be accessed by Student Records personnel with the authority to access the records. The records stored electronically are password protected with access granted only to authorize records personnel.</li><li>• The Special Education department maintains student records in locked file cabinets within the Special Education Department. Files are maintained until the student leaves the district. When the student leaves the district the contents of the student’s file are scanned and stored in electronic form which is password protected. To prevent files from accumulating they are purged on a regular basis each year.</li><li>• At the high school level the Registrar is the designated records custodian. Current student records are stored in a vault or secured room in the main office. Recent graduate students over the past three years, official transcripts for all students since 1967, and cum folders from</li></ul>

students who checked out and transcripts that were never requested are stored in a locked office on campus. Non-essential information is purged after three years.

**OE-12.3 The Superintendent may not tolerate any behaviors, actions or attitudes by adults who have contact with students that hinder the academic performance or the well-being of students.**

**Interpretation:**

I interpret “adults who have contact with students” to be all employees including volunteers. This includes administrators, teachers, substitute teachers, classified employees, volunteers and community members. I interpret any actions that communicate disrespectful or non-supportive behavior to be unacceptable. Disrespectful means failing to demonstrate regard for the reasonable needs and viewpoints of students.

**Indicators for Compliance:**

- Student/staff discipline records
- Staff evaluations
- Climate surveys
- Evidence of student achievement

<b>EVIDENCE OF COMPLIANCE June 12, 2012 - April 3, 2013</b>
<ul style="list-style-type: none"><li>• Student discipline records are maintained in the Zangle student Database.</li><li>• In addition, student discipline records that may result in transfers are maintained in the Student Hearing and Placement Department.</li><li>• Staff disciplinary records are contained in an electronic employee personnel files and are confidential records that can be accessed by Administration for review purposes and/or to review the history of disciplinary documentation.</li></ul>
<ul style="list-style-type: none"><li>• Annual evaluations for all permanent and probationary employees. Percentages of evaluations performed are reported out in OE – 4 (See PSL-F102 – Performance Evaluation of Classified Personnel attached) (See Attachment I).</li><li>• We are in discussion with the bargaining units about the design and development of evaluation instrument and processes, including a Peer Assistance and Review PAR program. <i>Putting Children First</i>, Board Result policies and collective bargaining agreements.</li><li>• Employee evaluations have been revised for the Superintendent, the Cabinet, all Unrepresented Management and all Confidential employees. The revised evaluations include evidence of how staff supports College and Career Readiness of students.</li></ul>
<ul style="list-style-type: none"><li>• Climate surveys for teachers, administration, and staff are administered in conjunction with the California Healthy Kids Survey. [There is a specific survey for adults that provide information on their perspective on the school and district climate. The survey was developed as a complimenting component of the California Healthy Kids Survey. The California Healthy Kids survey was administered in spring (February 21 and March 30, 2012). Results are available at <a href="http://www.scusd.edu/california-healthy-kids-survey">www.scusd.edu/california-healthy-kids-survey</a> .</li></ul>

- The Survey data has been analyzed by WestEd, LPSC Consulting, and the District Assessment, Research, and Evaluation Team. The information is shared out on the website and with schools based on a roll out plan.

<b>Compliance Status</b>	In Compliance
--------------------------	---------------

**OE-12.4 The Superintendent may not permit unnecessary or irrelevant collection of student information.**

**Interpretation:**

I interpret this to mean that the District will only allow the collection or retention of students records or database information as controlled by statute; state guidelines for retention and destruction of student records are dictated by the California Education Code. In addition, I interpret SCUSD Board Policy to require that files be purged periodically to ensure that unofficial materials are not allowed to accumulate. While this is current practice, it is to be sustained at established levels at all sites.

**Indicators for Compliance:**

- Communication with staff regarding California Education Code policies governing student record and database information and retention.
- Procedures and Protocols for Data Sharing with Research projects
- Student information data system procedures and protocols

<b>EVIDENCE OF COMPLIANCE</b> <b>June 12, 2012 - April 3, 2013</b>	
<ul style="list-style-type: none"> <li>• Special Education procedures are discussed during teacher trainings and staff meetings yearly (meetings are held quarterly throughout the year).</li> <li>• Communication to staff regarding securing student records is secured in the main office of the school.</li> </ul>	
<ul style="list-style-type: none"> <li>• The Assessment, Research and Evaluation office provides a Research Request Packet detailing the research process. The requestor completes research request forms, describing the research/data request: purpose, scope, research design, who will participate, how confidentiality is ensured, use of project results, benefits to district, timetable, Institutional Review Board (IRB) approval, and submission of pertinent documents. An Impact Summary is completed detailing who will participate (principals, students, a central office, etc.), task, amount of time/frequency each will spend, dates, and any compensation provided. The request is reviewed by district administrators for interest to the district and feasibility given the time of year and current projects scheduled. If accepted, a research agreement is provided for signature followed by a letter to support the project.</li> </ul>	
<ul style="list-style-type: none"> <li>• Tech Services grants, monitors and audits secure and appropriate access to data by individual users and groups. Tech Services relies on district departments to provide training to their staff to be current on data practice laws.</li> </ul>	

<b>Compliance Status</b>	In Compliance
--------------------------	---------------





The Leadership Academy is nine-sessions of leadership training in education designed for parents, school staff, and community leaders who want to gain greater skills in leadership and deepen their understanding of the issues, policies, and functions in K-12 education. This academy is offered to a maximum of 25 participants each school year. At each session, participants have an opportunity to meet and interact with top leaders in education who are experts in areas such as educational policy, administration, school finance, and accountability.

The program meets in the evenings with an exception of the orientation. Free childcare, meals, and materials are provided at no cost to participants.

#### Application Information:

Interested applicants must complete and submit their applications to Nouse Yang Leung by November 1, 2012.

Mail or drop off completed applications to:

Nouse Yang Leung, Trainer  
Family & Community Engagement Office  
Mailbox #733  
5735 47th Avenue  
Sacramento, CA 95824

Or email [nouse-leung@scusd.edu](mailto:nouse-leung@scusd.edu)

To obtain an application, please visit:  
[www.scusd.edu/leadership-academy](http://www.scusd.edu/leadership-academy)

#### Contact:

Nouse Yang Leung  
(916) 649-7975 or  
[Nouse-leung@scusd.edu](mailto:Nouse-leung@scusd.edu)



Sacramento City Unified School District

#### Board of Education

Diana Rodriguez, President, Area 5  
Darrel Woo, Vice President, Area 6  
Jeff Cuneo, 2nd Vice President, Area 2

Gustavo Arroyo, Area 4

Ellyne Bell, MA, LMSW, Area 1

Patrick Kennedy, Area 7

Donald Terry, Area 3

Katrina Ye, Student Board Member

#### Executive Cabinet

Jonathan P. Raymond, Superintendent  
vacant, Chief Accountability Officer

Olivine Roberts, Ed.D., Chief Academic Officer

Jess Serna, Chief Human Resource Officer

Koua Franz, Chief Family and Community

Engagement Officer

Patricia Hagemeyer, Chief Business Officer

Gabe Ross, Chief Communications Officer

Teresa Cummings, Ph.D., Chief of Staff

Thank you to our sponsors:

Sacramento Council of PTAs

California State PTA

Teichert Foundation

Target Foundation

PUTTING CHILDREN FIRST

# School, Family and Community Partnership Leadership Academy



California State

**PTA**

everychild. *onevoice.*

# **Sacramento City Unified School District Family and Community Engagement Office Presents**

School, Family and Community Partnerships Leadership Academy (Cycle V):  
Collaborative Leadership through Equity and Access

Program begins: Saturday, January 12, 2013 Program ends: April 8, 2013

Location: Sacramento City Unified School District Office, Serna Center  
5735 47th Avenue, Sacramento, CA 95824

## **Welcome & Orientation**

Participants will meet key staff in the district and previous Leadership Academy alumni members. An overview and expectations of the program will be discussed.

Date: January 12, 2013

Time: 9:00 AM - 12:00 PM

## **Module I: School System and Structure**

Session 1: Navigating the School System

This session focuses on the function and structure of schools, the organizational chart at the school district, roles and responsibilities. Participants explore different case studies and will strategize on how to problem solve and who to go to resolve issue(s).

Date: January 14, 2013

Time: 6:00 PM - 8:30 PM

Session 2: Program Improvement

Participants learn about what program improvement (PI) is, options available to students attending a PI school, and opportunities available to students through Supplemental Educational Services (SES). In addition, the importance and purpose of the Standardized Account Code Structure (SACS) will be introduced.

Date: January 28, 2013

Time: 6:00 PM - 8:30 PM

Session 3: School Accountability and Test Scores

This session is designed to help participants understand what tests are required for students, what the Academic Performance Index (API) means, and review and understand School Accountability Report Cards (SARC). Participants learn how to use re-

sources such as the district's website as well as the California Department of Education website to find information on school data in relation to tests. In addition, participants will hear from the District Advisory Committee Chair on opportunities to be involved in at the district level.

Date: February 4, 2013

Time: 6:00 PM - 8:30 PM

## **Module II: Cultural Proficiency**

Session 4: Defining Cultural Proficiency

Understanding what cultural proficient means, exploring the historical context of cultural proficiency, exploring cultural competence and tools, and resources for developing culturally proficient leaders will be explored in this session. Participants will reflect on their own diversity experiences and review case studies on leadership in diversity.

Date: February 25, 2013

Time: 6:00 PM - 8:30 PM

Session 5: Diversity and Multiculturalism

In this session, participants build an understanding of various aspects of diversity, inclusion and multiculturalism. Participants explore and understand the value of input from a wide range of backgrounds and viewpoints. Interactive activities include how participants engage diverse populations and tools on how participants can become active community members at the district level will be discussed. In addition, participants will hear from the Community Advisory Committee Chair on opportunities to be involved in at the district level.

Date: March 4, 2013

Time: 6:00 PM - 8:30 PM

## **Session 6: Race and Ethnicity**

Participants learn about racial and ethnic disparities in school. Topics such as how race and ethnicity tie into the notion of cultural proficiency, awareness and how this relates to student achievement will be discussed. Further, an analysis of the racial achievement gap will be explored.

Date: March 11, 2013

Time: 6:00 PM - 8:30 PM

Session 7: Parents as Leaders

This session focuses on how participants get involved in their student's education, the how and what of participating in their student's school, and the roles and function of the Parent Teacher Association (PTA) at the school site as well as the district level.

Date: March 18, 2013

Time: 6:00 PM - 8:30 PM

Session 8: Parent's Rights and Advocacy

Participants learn about parents' rights in relation to classroom observation, their children's school records, due process in discipline policies, testing, and access to information from a site level to the district level.

Date: April 1, 2013


Time: 6:00 PM - 8:30 PM

Session 9: Group Project Presentations

Participants will present their group projects.


Date: April 8, 2013

Time: 6:00 PM - 8:30 PM



## Program Goals:

- ◊ Learn how to help your child succeed in school
- ◊ Be a part of a parent network to improve your child's school
- ◊ Communicate with ease with school staff for your child's educational needs
- ◊ Develop leadership skills and the feeling of joint ownership with schools




## Sacramento City Unified School District

### Board of Education

Gustavo Arroyo, President, Area 4  
 Patrick Kennedy, Vice President, Area 7  
 Ellyne Bell, MA, LMSW, 2nd Vice President, Area 1  
 Jeff Cuneo, Area 2  
 Donald Terry, Area 3  
 Diana Rodriguez, Area 5  
 Darrel Woo, Area 6  
 Arthur Fong, Student Board Member

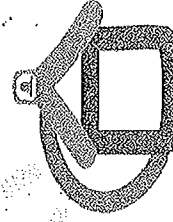
### Executive Cabinet

Jonathan P. Raymond, Superintendent  
 Mary Shelton, Chief Accountability Officer  
 Olivine Roberts, Ed.D., Chief Academic Officer  
 Robert Garcia, Chief Human Resource Officer  
 Koua Franz, Chief Family and Community Engagement Officer  
 Patricia Hagemeyer, Chief Business Officer  
 Gabe Ross, Chief Communications Officer  
 Teresa Cummings, Ph.D., Chief of Staff



**PUTTING CHILDREN FIRST**  
 Family and Community Engagement Office  
 and the  
 Department of School, Family &  
 Community Partnerships

## Parents As Partners in Schools



*Family Academy*




### How do I Sign Up?

Participants can inquire at their child's school office about the starting dates of the program and for a registration form.

Selection of participants will be based on the participant's stated commitment to complete the program, and to contribute to the program's group strength and to respect the opinion of others.

For more information, e-mail  
Noue Leung at the Office of School,  
Family and Community Partnerships  
at [noue-leung@scusd.edu](mailto:noue-leung@scusd.edu) or call  
(916) 643-7975.



## Workshop Sessions

*Parents as Partners in Schools* consist of nine, highly interactive workshops lasting two hours each. The training, child care, food, materials and graduation certificate are provided free of charge for parents with children enrolled in the school. Workshop topics are as follows:

1. Orientation/Program overview
2. Positive Parenting
3. Why is Education Important?
4. The Home Connection
5. Communication
6. School Structure
7. Parent Involvement
8. Organizing Parent Networks
9. Group Dynamics

"In this leadership training, you will learn a lot from listening to parents discuss the same challenges you have with your child and what to do to help them succeed in school. You will also learn a lot about your child's school and gain confidence in how to help make things better."

David Quintero, Parent



**SACRAMENTO CITY UNIFIED SCHOOL DISTRICT  
FAMILY ENGAGEMENT AND TRAINING  
PARENTS AS PARTNERS WORKSHOPS  
2012-13**

**AREA 1 - FALL**

**SCHOOL NAME:** Fern Bacon (majority) / Bowling Green (7 participants)

[illegible]

SACRAMENTO CITY UNIFIED SCHOOL DISTRICT  
FAMILY ENGAGEMENT AND TRAINING  
PARENTS AS PARTNERS WORKSHOPS  
2012-13  
AREA 2  
FALL 2012

**SCHOOL NAME:** Parkway

DATES	NUMBER OF PARTICIPANTS
10/24/2012	7
10/31/2012	5
11/07/2012	6
11/14/2012	5
11/28/2012	5
12/05/2012	5
12/12/2012	6
12/19/2012	6
01/09/2013	5

**SCHOOL NAME:** John Still K-8

DATES	NUMBER OF PARTICIPANTS
10/16/2012	7
10/23/2012	6
10/25/2012	4
10/29/2012	5
11/15/2012	5
11/26/2012	5
12/03/2012	5
12/10/2012	4
12/17/2012	4

SACRAMENTO CITY UNIFIED SCHOOL DISTRICT  
FAMILY ENGAGEMENT AND TRAINING  
PARENTS AS PARTNERS WORKSHOPS  
2012-13  
AREA 2  
FALL/WINTER

SCHOOL NAME: Pacific  
WINTER 2013

DATES	NUMBER OF PARTICIPANTS
1/16	10
1/23	10
1/30	11
2/6	9
2/13	11
2/20	9

SCHOOL NAME: Bret Harte  
FALL 2012

DATES	NUMBER OF PARTICIPANTS
10/29	7
11/15	6
11/26	4
12/3	5
12/10	5
12/17	5
1/7	5
1/10	5
1/22	5



**WINTER 2013**

**SCHOOL NAME:** Nicholas

[illegible]

**SACRAMENTO CITY UNIFIED SCHOOL DISTRICT**  
**FAMILY ENGAGEMENT AND TRAINING**  
**PARENTS AS PARTNERS WORKSHOPS**  
**AREA 3**  
**2012-13**  
**FALL/WINTER**

**SCHOOL NAME: Peter Burnett Elementary**  
**FALL 2012**

<b>DATES</b>	<b>NUMBER OF PARTICIPANTS</b>
10/16/2012	12
10/23/2012	18
10/30/2012	12
11/6/2012	13
11/13/2012	15
11/27/2012	12
12/4/2012	12
12/11/2012	13
12/18/2012	13

**SCHOOL NAME: Ethel I. Baker Elementary**  
**FALL 2012**

<b>DATES</b>	<b>NUMBER OF PARTICIPANTS</b>
10/26/2012	15
11/02/2012	17
11/9/2012	12
11/16/2012	15
11/30/2012	9
12/7/2012	7
12/14/2012	9
12/21/2012	12

**SCHOOL NAME: Camellia Basic Elementary**  
**WINTER 2013**

<b>DATES</b>	<b>NUMBER OF PARTICIPANTS</b>
1/7/2013	16
1/14/2013	17
1/22/2013	15
1/28/2013	14
2/4/2013	17
2/12/2013	18
2/19/2013	15
2/25/2013	
3/4/2013	

**SCHOOL NAME: Albert Einstein Middle**  
**WINTER 2013**

<b>DATES</b>	<b>NUMBER OF PARTICIPANTS</b>
2/6/2013	1
2/13/2013	4

**SCHOOL NAME: Elder Creek Elementary**  
**WINTER 2013**

<b>DATES</b>	<b>NUMBER OF PARTICIPANTS</b>
2/8/2013	20
2/15/2013	16
2/22/2013	14
3/1/2013	
3/8/2013	
3/15/2013	
3/22/2013	
4/5/2013	
4/12/2013	

ELAC Meetings/Members Schedule for school year 2012-2013School: Camellia BasicPhone: 916.382.5980

Complete form and return by October 1<sup>st</sup> to Kao Lee, at Multilingual Literacy Department,  
Box 727. All schools must hold a minimum of four ELAC meetings per a school year.

Meetings	Date	Time	Agendas, Minutes and Sign-In Sheets are due to Multilingual Literacy by the first Friday of each of the following month.
#1	10/1/12	8:15am	November
#2	11/5/12	8:15am	December
#3	12/3/12	8:15am	February
#4	1/7/12	8:15am	March
#5	1/4/12	8:15 am	May

ELAC Site Designee: Karen Redmond Phone: 916/382-5980

Names of ELAC Members <i>*All Must Be Nominated by EL Parents</i> <i>*All Must Be EL Parents</i>	Name of ELAC President <i>(Must be an EL Parent)</i>
1. Josef Martinez, Secretary	Name: Teresita Munoz, Chair Teresa Lopez, Vice Chair
2.	Address and Zip (Include Apt. #):
3.	Phone:
4.	DELAC Rep. (Parent/ Site Personnel):
5.	Name: Guadalupe Perez and Mara Ramirez Parents
6.	Address and Zip (Include Apt. #):
7.	Phone:

**NICHOLAS ELEMENTARY FALCON BREAKFAST  
AGENDA**

**Friday December 7th, 2012**

**9:05 a.m.**

# **Parent Meeting**

- 1. Welcome**
- 2. Nurse Fumi-**
- 3. Garden Project- Guest Speaker Shannon Hardwick ☺**
  - Volunteers needed**
  - Training dates**
- 4. Important Dates:**
  - Safety Meeting Thurs 13<sup>th</sup> at 3:15-4:15 in Room 3**
  - "Winterfest 2012" December 20<sup>th</sup> 5-6:30 Family Night featuring Art and Santa**
  - Winter Break- December 24<sup>th</sup> through January 6<sup>th</sup>. Back to school on January 7<sup>th</sup>.**
- 5. Volunteers needed for "Winterfest" (Cindy Chavez)**
- 6. Donations Needed Of Hand Sanitizer + Lysol Wipes**

# Fern Bacon Middle School Bulldog Café

Wednesday, October 3, 2012 .- 8:30 a.m.-10:00 a.m.  
 miércoles, 3 de octubre de 2012 - 8:30 a.m.- 10:00 a.m.

Student's Name Nombre de Alumno	Parent's Name Nombre de Padre	Phone Number Número de teléfono
Andrea Silva	Guadalupe Silva	
Juan A López	Esthela Bouraza	
Gisselle Zepeda	Susana Zepeda	
<del>Erica</del> Erica		
Erica Aisuro	Adriana Estrada	
Leonardo Luna	Angelica Luna	
Thania Jazmine Gaeta R	Silvia Gaeta Rodriguez	
Pablo Gutierrez	Francisco Gutierrez	
Kenneth and Kenisha Williams	Andrea Williams	
<del>Kenneth and Kenisha Williams</del>		
Katherine Lucero	Nubia Romero	
Rosario Cruz	María Cervantes	
<del>Roberto de Jesus Moreno</del>	Mario de Jesus Moreno	
Isabella Jimenez		

SACRAMENTO CITY UNIFIED SCHOOL DISTRICT  
OFFICE OF SCHOOL, FAMILY AND COMMUNITY PARTNERSHIPS  
PARENT RESOURCE CENTERS

SCHOOL NAME	PARENT RESOURCE CENTER	CONTACT PERSON	TELEPHONE
Alice Birney K-8	Yes	Michelle Horning, Principal	916-433-5544
Albert Einstein Middle	Yes	Garrett Kirkland, Principal	916-228-5800
Abraham Lincoln Elem.	Open Spring 2013	Laura Butler, Principal	916-228-5830
Bret Harte Elem.	Yes	Lynette Hughes	916-277-6261
C.B. Wire Elem.	Yes	Boa Moua	916-433-5440
California Middle School	Yes	Elizabeth Vigil, Principal	916-264-4550
Caleb Greenwood K-8	Open Spring 2013	Amy Whitten	916-277-6266
Camellia Basic	Yes	Laura Rios	916-382-5980
C. P Huntington	Yes	Javquie Bonini	916-433-5435
Edward Kemble Elem.	Yes	Beronica Diaz-Ortiz	916-433-5025
Elder Creek Elem.	Yes	Sharon Hicks	916-382-5970
Ethel I. Baker Elem.	Yes	Rose Wong	916-433-5444
Ethel Phillips Elem.	Yes	Danny Hernandez, Principal	916-277-6277
Fern Bacon Middle	Yes	Faustino Chapparro	916-433-5000
Fr. Keith B. Kenny Elem.	Yes	Kitty Griffen	916-277-6500
Fruitridge Elem.	Yes	Yee Yang, Principal	916-277-6283
H.W. Harkness Elem.	Yes	Lori Tullgren	916-433-5092
Arthur Benjamin	Yes	Darlene Rutledge	916-264-3262

Health Professions			
Hiram Johnson H.S	Yes	Stella Degadillo	916-277-6300
Hollywood Park Elem.	Yes	Hamed Razawi, Principal	916-277-6290
Hubert Bancroft Elem.	Yes	Enrique Flores, Principal	916-382-5940
Isador Cohen Elem.	Yes	Kathy McDonald	916-228-5840
Joseph Bonnheim Elem.	Yes	Mary Alvarez Jett, Principal	916-277-6294
James Marshall Elem.	Yes	Lafaya Stallworth	916-228-5860
John Still K-8	Yes	Amaya Weiss	916-433-5375
John Cabrillo Elem.	Yes	Catherine Dennis	916-264-4171
John F. Kennedy High School	Yes	Marida Garboushian	916-433-5000
John Sloat Basic	Yes	Kristen McCarthy	916-433-5051
Luther Burbank High School	Yes	Elisa Gonzalez	916-433-5100
Leonardo da Vinci K-8	Yes	Diane Soule	916-277-6496
Maple Elem.	Yes	Christina Herrera	916-433-5067
Mark Hopkins Elem.	Yes	Salisa Campos	916-433-5072
Mark Twain Elem.	Yes	Rosario Guillen	916-277-6670
C.K. McClatchy High School	Open Spring 2013	Jonny Vu	916-264-1051
Nicholas Elem.	Yes	Cyndy Chavez	916-433-5076
Oak Ridge Elem.	Yes	Jessica Wharton	916-277-7015
Pacific Elem.	Yes	Christian Ramirez	916-433-5089
Parkway Elem.	Yes	Angie Gonzales	916-433-5082
Peter Burnett Elem.	Yes	Christine Huizar	916-277-6685
Rosa Parks Middle	Yes	Ly Moua/Sally Villapanda	916-433-5400



[illegible]



Sacramento City Unified School District

## Professional Development Series for Parent Engagement

*Parent Resource Center Collaborative  
Office of Family and Community Engagement*

This series of workshops is designed to increase the skills and capacity of school staff charged with increasing or maintaining parent engagement. Workshops may be taken singly or as a series.

- **Facilitation Skills:** Learn the various types of group interaction, and how to engage effectively with different groups. ....March 18
- **Implementing a Parent Workshop:** Step by step, an overview of planning an event to attract and engage parents. .... April 22
- **Asset Mapping:** Tools and guidance for school staff to uncover their local talent and tap community-based organizations to benefit the school. ....June 3
- **Beyond the Backpack:** Often we deal with difficulty marketing our programs. What are effective ways to get the word out? ..... August
- **Creating a Café:** Learn how schools plan monthly parent meetings with the principal that become part of the school culture. .... September
- **Conducting Effective Meetings:** Tools to help staff plan and facilitate a meeting that is productive and respects the time of all participants. ....October
- **Social Media 101:** Many schools are turning to social media to communicate with families. Learn about the benefits and pitfalls, and how to do it right. .... November
- **Managing Challenging Behaviors:** Strategies for handling disruptions in meetings or day-to-day activities, and ways to address conflict without engaging. .... December

All workshops will be held from 8:30 to 9:30 a.m. at the Serna Parent Resource Center.

*For more information, contact the*  
**Parent Resource Center, Serna Center**  
(916) 643-7924



OFFICE OF FAMILY AND COMMUNITY ENGAGEMENT

# PARENT INFORMATION EXCHANGE (PIE) LUNCHEON

**Monday's**  
**11:30 A.M. – 12:45 P.M.**  
**SERNA CENTER**  
**Community Rooms**  
**5735 47<sup>th</sup> Avenue**  
**Sacramento, CA**

**OCTOBER 29, 2012**  
**DECEMBER 17, 2012**  
**JANURARY 14, 2013**  
**FEBRUARY 25, 2013**  
**APRIL 8, 2013**  
**MAY 13, 2013**



**SMUD**  
SACRAMENTO MUNICIPAL UTILITY DISTRICT



**BRING A PARENT. BRING A PARTNER. BRING INFORMATION TO SHARE!**



**FAMILY AND COMMUNITY ENGAGEMENT OFFICE**  
**PARENT INFORMATION EXCHANGE (P.I.E.)**

**COME JOIN US FOR OUR 2012-2013 SCHOOL YEAR  
KICK-OFF LUNCHEON!**

**DATE:** OCTOBER 29<sup>TH</sup>  
**TIME:** 11:30 A.M. -12:45 P.M.  
**PLACE:** SERNA CENTER COMMUNITY ROOMS  
5735 47<sup>TH</sup> AVENUE  
SACRAMENTO, CA



**SCUSD FAMILY AND COMMUNITY ENGAGEMENT OFFICE - FACE  
AN OVERVIEW OF DEPARTMENT SERVICES INCLUDING:**

- ❖ Integrated Support Services - ISS
  - ❖ Health Services
- ❖ Parent Resource and Training
- ❖ Matriculation and Orientation Center -MOC
  - ❖ Get Fit Program
- ❖ Men's Leadership Academy (MLA)
  - ❖ Physical Education
  - ❖ Youth Development

Join your District and Community Partners and Parent Leaders as we kick off our P.I.E. Luncheons for the year! This is a great opportunity to network with service providers and share your parent and community engagement strategies with your peers.

**WE ARE LIMITED TO 50 LUNCHEON GUESTS,**  
**SO PLEASE CONFIRM YOUR RESERVATION BY CALLING:**

**Serna Parent Resource Center at (916) 643-7924**



FAMILY AND COMMUNITY ENGAGEMENT OFFICE

# **PARENT INFORMATION EXCHANGE (P.I.E.) LUNCHEON**

**DATE:** DECEMBER 17, 2012  
**TIME:** 11:30 A.M. - 12:45 P.M.  
**PLACE:** SERNA CENTER COMMUNITY ROOMS  
5735 47<sup>TH</sup> AVENUE  
SACRAMENTO, CA

## **SPECIAL GUEST**



**Please join us for a presentation  
by**

**Programs Director,  
Genevieve Diegnan**

The Parent Information Exchange (P.I.E) is a great opportunity to network with service providers and share your parent and community engagement strategies with your peers.

**Bring a parent; bring a partner!**

**WE ARE LIMITED TO 50 LUNCHEON GUESTS,  
SO PLEASE CONFIRM YOUR RESERVATION BY CALLING:**


**Serna Parent Resource Center at (916) 643-7924**



FAMILY AND COMMUNITY ENGAGEMENT OFFICE  
**PARENT INFORMATION EXCHANGE (P.I.E.)  
LUNCHEON**

**DATE:** January 28, 2013  
**TIME:** 11:30 A.M. - 12:45 P.M.  
**PLACE:** SERNA CENTER COMMUNITY ROOMS  
5735 47<sup>TH</sup> AVENUE  
SACRAMENTO, CA

**SPECIAL GUEST**



**Panacea Services, Inc.**

Panacea Services, Inc. provides a variety of supportive counseling services at more than 32 satellite locations including schools and community organizations, along with Intensive Outpatient Services.

Please join us for a presentation  
by  
Director,  
Melissa Yeager

The Parent Information Exchange (P.I.E) is a great opportunity to network with service providers and share your parent and community engagement strategies with your peers.

**Bring a parent; bring a partner!**

**WE ARE LIMITED TO 50 LUNCHEON GUESTS,**  
**SO PLEASE CONFIRM YOUR FREE LUNCH RESERVATION BY CALLING:**  
**Serna Parent Resource Center at (916) 643-7924**

The Parent Information Exchange is made possible by our generous sponsors:





FAMILY AND COMMUNITY ENGAGEMENT OFFICE  
**PARENT INFORMATION EXCHANGE (P.I.E.)  
LUNCHEON**

**DATE:** February 25, 2013  
**TIME:** 11:30 A.M. - 12:45 P.M.  
**PLACE:** SERNA CENTER COMMUNITY ROOMS  
5735 47<sup>TH</sup> AVENUE  
SACRAMENTO, CA

**SPECIAL PRESENTATION**



Please join us for a presentation by:

**Tracey Lopez**

**Manager**

**SCUSD SAFE SCHOOLS AND SECURITY SERVICES OFFICE**

The Parent Information Exchange (P.I.E) is a great opportunity to network with service providers and share your parent and community engagement strategies with your peers.

**Bring a parent; bring a partner!**

**WE ARE LIMITED TO 50 LUNCHEON GUESTS,**  
**SO PLEASE CONFIRM YOUR FREE LUNCH RESERVATION BY CALLING:**  
**Serna Parent Resource Center at (916) 643-7924**

The Parent Information Exchange is made possible by our generous sponsors:




Sacramento City Unified School District  
2012-2013 DAC GENERAL Meeting Schedule

Meeting Date	Day	Time	Location	Child Care Location
August 14, 2012	Tuesday	6:00 pm – 8:00 pm	Michigan/Minnesota	Parent Resource Center
September 11, 2012	Tuesday	6:00 pm – 8:00 pm	Michigan/Minnesota	Parent Resource Center
October 9, 2012	Tuesday	6:00 pm – 8:00 pm	Michigan/Minnesota	Parent Resource Center
November 13, 2012	Tuesday	6:00 pm – 8:00 pm	Michigan/Minnesota	Parent Resource Center
December 11, 2012	Tuesday	6:00 pm – 8:00 pm	Michigan/Minnesota	Parent Resource Center
January 8, 2013	Tuesday	6:00 pm – 8:00 pm	Tennessee	Parent Resource Center
February 12, 2013	Tuesday	6:00 pm – 8:00 pm	Michigan/Minnesota	Parent Resource Center
March 12, 2013	Tuesday	6:00 pm – 8:00 pm	Michigan/Minnesota	Parent Resource Center
April 9, 2013	Tuesday	6:00 pm – 8:00 pm	Michigan/Minnesota	Parent Resource Center
May 14, 2013	Tuesday	6:00 pm – 8:00 pm	Michigan/Minnesota	Parent Resource Center
June 11, 2013	Tuesday	6:00 pm – 8:00 pm	Michigan/Minnesota	Parent Resource Center





Multilingual Literacy Department



## 2011-12 DELAC MEETINGS & ELAC TRAINING

---

**Location:** Serna Center, Community Rooms

**Time:** 6:00 - 7:30 p.m.

Interpreters, light dinner and child care will be available for each date below.

### DELAC Meeting Dates

Wednesday, October 17, 2012

Wednesday, November 14, 2012

Wednesday, January 16, 2013

Wednesday, February 20, 2013

Wednesday, March 20, 2013

Wednesday, May 15, 2013

Wednesday, June 5, 2013

### ELAC Training Dates

(Assigned date for school training representatives is on the back side)

Wednesday, October 24, 2012

Wednesday, January 23, 2013

Wednesday, May 22, 2013

# Community Advisory Committee (CAC)

for Special Education [www.scusdcac.org](http://www.scusdcac.org)



## What is CAC?

The CAC is an advisory group to the Special Education Local Plan Area (SELPA). Sacramento City Unified School District is its own SELPA.

## What is Special Education?

Educational programs and practices designed to meet specific education needs for all eligible students and can include special teaching approaches, curriculum modifications, equipment or care within or outside the classroom.

## What does CAC do?

CAC provides training to parents, educators & public in Special Education. CAC also, provides input into the development, amendment & review of the local plan for special education & to Special Education Administration.

## Who is in CAC?

The CAC is made up of parents, educators, administrators & other public members who are interested in working for students who receive Special Educations services.

## How can CAC help you?

The CAC provides the opportunity for members to be part of decisions concerning district Special Education policy. Free trainings regarding issues of concern to families and educators. Attending meetings also gives parents the opportunity to meet other parents of children with special needs.

*CAC Trainings & Meetings held at*

**SCUSD School District Offices  
"Serna Building"**

**5735 47th Ave., Sacramento, CA**

*Trainings: 6:30 to 8:00pm*

*Dates, times & topics subject to change*

**CAC General Meetings: 6:30 to 8:00pm  
4th Tuesdays monthly  
(ex Nov, Dec & summer)**

*Everyone is welcome &  
encouraged to attend.*

## **Sacramento City Unified School District**

**Jonathan Raymond, Superintendent  
Becky Bryant, Director of Special Education/  
SCUSD SELPA**

**916-643-9163  
Linda Kawahara-Matsuo, Supervisor  
916-643-9122  
Cyndi Swindle, Supervisor  
916-643-9116**

## **CAC Contacts**

**[www.scusdcac.org](http://www.scusdcac.org) [cac@scusdcac.org](mailto:cac@scusdcac.org)**

**Richard Reed, Chair  
[firerep1@aol.com](mailto:firerep1@aol.com)**

**"Espri" Chris Espinoza, Vice Chair  
[espi@deived.com](mailto:espi@deived.com)**

**Angie Sutherland, Secretary  
[angiesutherland2@yahoo.com](mailto:angiesutherland2@yahoo.com)**

DATE	TOPIC
9/25/12	Meet & Greet w/ the Special Education Dept and Resource Fair (recreational, social, educational, etc)
10/16/12	Behavior Management Strategies
10/20/12	IEP training with Area Board 3 Training Sat., 9am-3pm @ the Serna Center. Bring your own lunch
11/27/12	Fostering Social Skills with breakout groups for elementary & middle/high school
1/15/13	Teaching Students to Think (comprehension, organization, planning and writing)
2/19/13	Modifications & Accommodations
3/19/13	OT and Sensory Strategies
4/02/13	Building Speech and Language Skills
5/2013	Above and Beyond recognition to be given at School Board Meeting.
5/21/13	SSI/SDI Benefits
6/11/13	Celebrate Ability
TBA	Annual Parent Conference held at the Sacto County Office of Education. Pre-register is required. Call

**Sacramento City Unified School District  
Adequate Yearly Progress (AYP) and Program Improvement (PI) Status**

District/School	Criteria Met	Met 2011-12 Criteria for:					PI Status
		All	ELA	Math	API	Grad. Rate	
<b>SCUSD</b>	26 of 50	No	No	No	Yes	No	Year 3
<b>Elementary Schools</b>							
A. M. Winn	14 of 21	No	No	No	Yes	N/A	Year 4
Abraham Lincoln	13 of 23	No	No	No	Yes	N/A	Year 1
Alice Birney Waldorf-Inspired K-8	17 of 17	Yes	Yes	Yes	Yes	N/A	Not Title 1
Bowling Green	16 of 21	No	No	No	Yes	N/A	Year 5
Bret Harte	16 of 21	No	No	No	Yes	N/A	Year 2
Caleb Greenwood	13 of 21	No	No	No	Yes	N/A	Not Title 1
Camellia	20 of 21	No	Yes	No	Yes	N/A	Not in PI
Caroline Wenzel	18 of 29	No	No	No	Yes	N/A	Year 3
Cesar Chavez	18 of 25	No	No	No	Yes	N/A	Year 1
Clayton B. Wire	16 of 21	No	No	No	Yes	N/A	Year 4
Collis P. Huntington	9 of 17	No	No	No	No	N/A	Year 5
Crocker/Riverside	17 of 17	Yes	Yes	Yes	Yes	N/A	Not Title 1
David Lubin	16 of 17	No	Yes	No	Yes	N/A	Not Title 1
Earl Warren	12 of 21	No	No	No	Yes	N/A	Year 2
Edward Kemble	22 of 23	No	Yes	No	Yes	N/A	Not in PI
Elder Creek	15 of 21	No	No	No	Yes	N/A	Year 2
Ethel I. Baker	8 of 17	No	No	No	No	N/A	Year 4
Ethel Phillips	12 of 17	No	No	No	Yes	N/A	Year 5
Father Keith B. Kenny	16 of 17	No	Yes	No	Yes	N/A	Not in PI
Freeport	18 of 24	No	No	No	Yes	N/A	Year 5
Fruit Ridge	15 of 19	No	No	Yes	Yes	N/A	Year 4
Genevieve Didion	18 of 21	No	No	No	Yes	N/A	Not Title 1
Golden Empire	15 of 21	No	No	No	Yes	N/A	Year 1
H. W. Harkness	12 of 21	No	No	No	Yes	N/A	Year 1
Hollywood Park	10 of 13	No	Yes	No	Yes	N/A	Year 4
Hubert H. Bancroft	12 of 21	No	No	No	Yes	N/A	Not Title 1
Isador Cohen	17 of 25	No	No	No	Yes	N/A	Year 1
James Marshall	14 of 19	No	No	No	Yes	N/A	Year 1
Jedediah Smith	6 of 13	No	No	No	No	N/A	Year 5
John Bidwell	19 of 23	No	No	Yes	Yes	N/A	Year 3
John Cabrillo	18 of 25	No	No	No	Yes	N/A	Year 3
John D. Sloat	10 of 19	No	No	No	No	N/A	Year 3
John H. Still	17 of 25	No	No	No	Yes	N/A	Year 5
Joseph Bonenheim	14 of 17	No	Yes	No	Yes	N/A	Year 5
Leonardo Da Vinci	11 of 17	No	No	No	Yes	N/A	Not Title 1
Maple	10 of 17	No	No	No	Yes	N/A	Year 4
Mark Hopkins	12 of 23	No	No	No	No	N/A	Year 5
Mark Twain	8 of 17	No	No	No	No	N/A	Year 4
Martin Luther King, Jr.	19 of 27	No	No	No	Yes	N/A	Year 2
Matsuyama	22 of 29	No	No	No	Yes	N/A	Not Title 1
Nicholas	12 of 25	No	No	No	No	N/A	Year 3
O. W. Erlewine	14 of 21	No	No	No	Yes	N/A	Year 2
Oak Ridge	16 of 25	No	No	No	Yes	N/A	Not in PI
Pacific	10 of 21	No	No	No	No	N/A	Year 5
Parkway	16 of 25	No	No	No	Yes	N/A	Year 2
Peter Burnett	11 of 21	No	No	No	Yes	N/A	Year 2
Phoebe A. Hearst	16 of 17	No	No	Yes	Yes	N/A	Not Title 1
Pony Express	22 of 27	No	No	No	Yes	N/A	Not in PI
Sequoia	15 of 19	No	No	No	Yes	N/A	Not Title 1
Susan B. Anthony	9 of 17	No	No	No	Yes	N/A	Not in PI
Sutterville	16 of 25	No	No	No	Yes	N/A	Not Title 1
Tahoe	10 of 17	No	No	No	Yes	N/A	Year 4
Theodore Judah	19 of 19	Yes	Yes	Yes	Yes	N/A	Not Title 1
Washington	9 of 17	No	No	No	Yes	N/A	Year 3
William Land	17 of 21	No	No	No	Yes	N/A	Year 2
Woodbine	22 of 27	No	No	Yes	Yes	N/A	Year 2

District/School	Criteria Met	Met 2011-12 Criteria for:					PI Status
		All	ELA	Math	API	Grad. Rate	
Middle Schools							
Albert Einstein	22 of 25	No	No	No	Yes	N/A	Year 4
California	20 of 25	No	Yes	No	Yes	N/A	Year 5
Fern Bacon	25 of 25	Yes	Yes	Yes	Yes	N/A	Year 5
Kit Carson	18 of 23	No	No	No	Yes	N/A	Year 5
Rosa Parks	22 of 29	No	Yes	No	Yes	N/A	Year 5
Sam Brannan	25 of 29	No	Yes	No	Yes	N/A	Year 5
Sutter	18 of 29	No	No	No	Yes	N/A	Not Title 1
Will C. Wood	21 of 21	Yes	Yes	Yes	Yes	N/A	Year 5
High Schools							
Arthur A. Benjamin Health Professions	11 of 14	No	No	Yes	Yes	Yes	Year 1
C. K. McClatchy	19 of 26	No	No	No	Yes	No	Year 3
George Washington Carver	4 of 5	No	No	Yes	Yes	N/A	Not in PI
Hiram W. Johnson	16 of 22	No	No	No	Yes	No	Year 5
John F. Kennedy	17 of 26	No	No	No	Yes	No	Year 3
Luther Burbank	13 of 26	No	No	No	No	Yes	Year 4
New Technology	4 of 6	No	No	No	Yes	Yes	Year 1
Rosemont	14 of 26	No	No	No	Yes	No	Year 4
School of Engineering & Sciences	15 of 25	No	No	No	Yes	N/A	Year 1
The MET	2 of 6	No	No	No	No	No	Not Title 1
West Campus	18 of 18	Yes	Yes	Yes	Yes	Yes	Not Title 1
Small Schools							
John Morse Therapeutic Center	3 of 4	No	No	Yes	N/A	N/A	Year 3
ASAM Schools							
American Legion (Cont.)	5 of 6	No	Yes	No	Yes	Yes	Year 5
Capital City Independent Study	13 of 16	No	No	No	Yes	Yes	Year 4
Success Academy	4 of 4	Yes	Yes	Yes	N/A	N/A	Not Title 1

Independent Charter Schools	Criteria Met	Met 2011-12 Criteria for:					PI Status
		All	ELA	Math	API	Grad. Rate	
Elementary Schools							
Aspire Capitol Heights Academy	17 of 17	Yes	Yes	Yes	Yes	N/A	Not in PI
California Montessori Project-Capitol	7 of 9	No	Yes	No	Yes	N/A	Not Title 1
Capitol Collegiate Academy	1 of 3	No	No	No	Yes	N/A	Not in PI
Sol Aureus College Preparatory	12 of 13	No	No	Yes	Yes	N/A	Not in PI
St. HOPE Public School 7 (PS7)	10 of 13	No	No	Yes	Yes	N/A	Not in PI
The Language Academy of Sacramento	13 of 17	No	No	Yes	Yes	N/A	Year 5
Yav Pem Suab Academy	17 of 17	Yes	Yes	Yes	Yes	N/A	Not in PI
High Schools							
Sacramento Charter	16 of 18	No	No	Yes	Yes	Yes	Year 5

**Sacramento City Unified District**  
**Academic Performance Index (API) Base and Growth by District and Schoolwide Five-Year Comparison**

LEA/School	Academic Performance Index														
	2007 Base	2008 Growth	2007-08 Growth	2008 Base	2009 Growth	2008-09 Growth	2009 Base	2010 Growth	2009-10 Growth	2010 Base	2011 Growth	2010-11 Growth	2011 Base	2012 Growth	2011-12 Growth
<b>SACRAMENTO CITY UNIFIED</b>	<b>719</b>	<b>734</b>	<b>15</b>	<b>735</b>	<b>746</b>	<b>11</b>	<b>744</b>	<b>753</b>	<b>9</b>	<b>753</b>	<b>760</b>	<b>7</b>	<b>760</b>	<b>768</b>	<b>8</b>
<b>Elementary Schools</b>															
A. M. Winn	754	753	-1	743	757	14	751	773	22	773	761	-12	762	767	5
Abraham Lincoln	760	778	18	778	772	-6	771	808	37	808	771	-37	771	750	-21
Alice Birney Waldorf-Inspired K-8	717	714	-3	713	713	0	712	760	48	760	750	-10	750	756	6
Aspire Capitol Heights Academy	757	789	32	788	828	40	828	825	-3	825	836	11	835	870	35
Bowling Green	705	700	-5	695	746	51	743	765	22	765	767	2	767	774	7
Bret Harte	721	732	11	733	773	40	765	747	-18	747	753	6	752	762	10
Caleb Greenwood	811	817	6	810	845	35	838	831	-7	830	816	-14	816	815	-1
California Montessori Project-Capitol	817*	813*	-4	811*	771*	-40	771*	856	85	856	810	-46	810	813	3
Camellia	895	896	1	898	894	-4	894	900	6	900	898	-2	898	888	-10
Capitol Collegiate Academy															
Caroline Wenzel	C	786	C	783	806	23	804	792	-12	792	790	-2	789	795	6
Cesar Chavez Intermediate	709	759	50	738	730	-8	725	774	49	774	809	35	809	808	-1
Clayton B. Wire	684	713	29	715	720	5	718	750	32	750	716	-34	716	727	11
Collis P. Huntington	656	667	11	660	695	35	694	683	-11	683	703	20	703	700	-3
Crocker/Riverside	928	926	-2	920	934	14	934	943	9	943	931	-12	931	937	6
David Lubin	771	810	39	804	836	32	826	844	18	844	850	6	850	874	24
Earl Warren	741	785	44	782	801	19	799	806	7	806	824	18	824	811	-13
Edward Kemble	687	702	15	709	705	-4	705	735	30	735	793	58	793	838	45
Elder Creek	756	790	34	796	790	-6	787	797	10	797	821	24	821	812	-9
Ethel I. Baker	701	704	3	704	704	0	702	708	6	708	711	3	708	691	-17
Ethel Phillips	703	713	10	705	763	58	763	781	18	781	770	-11	770	766	-4
Father Keith B. Kenny	650	686	36	688	631	-57	630	714	84	714	747	33	747	769	22
Freeport	631	651	20	646	701	55	701	656	-45	656	664	8	666	689	23
Fruit Ridge	676	676	0	665	676	11	676	689	13	689	698	9	700	701	1
Genevieve Didion	924	926	2	926	928	2	926	938	12	938	915	-23	915	907	-8
Golden Empire	855	871	16	870	862	-8	862	866	4	866	859	-7	858	849	-9
H. W. Harkness	686	644	-42	640	699	59	688	773	85	773	796	23	796	786	-10
Hollywood Park	733	756	23	751	773	22	773	815	42	815	789	-26	789	795	6
Hubert H. Bancroft	853	862	9	859	841	-18	C	834	C	834	795	-39	795	790	-5
Isador Cohen	805	811	6	814	841	27	841	843	2	843	836	-7	840	801	-39
James Marshall	790	793	3	793	783	-10	777	795	18	795	812	17	812	813	1
Jedediah Smith	653	680	27	687	661	-26	660	665	5	665	693	28	697	668	-29
John Bidwell	763	790	27	784	796	12	787	802	15	802	822	20	822	815	-7
John Cabrillo	753	763	10	752	724	-28	721	698	-24	698	711	13	710	724	14
John D. Sloat	716	738	22	740	760	20	761	765	4	765	761	-4	761	682	-79
John H. Still	C	656	C	663	688	25	681	692	11	692	699	7	699	723	24
Joseph Bonnheim	680	680	0	672	736	64	730	736	6	736	733	-3	734	758	24
Leonardo Da Vinci	834	822	-12	827	827	0	816	842	26	842	832	-10	832	823	-9
Maple	737	736	-1	739	739	0	737	739	2	739	709	-30	709	718	9
Mark Hopkins	679	692	13	699	726	27	718	740	22	740	717	-23	718	673	-45
Mark Twain	717	751	34	746	753	7	752	773	21	773	759	-14	759	710	-49
Martin Luther King, Jr.	792	797	5	787	798	11	798	758	-40	758	753	-5	754	748	-6
Matsuyama	873	872	-1	873	890	17	C	875	C	875	880	5	880	872	-8
Nicholas	725	760	35	763	765	2	763	738	-25	738	743	5	743	724	-19
O. W. Erlwine	824	824	0	818	833	15	833	832	-1	832	864	32	864	835	-29
Oak Ridge	647	674	27	660	649	-11	644	658	14	658	740	82	740	741	1
Pacific	653	665	12	670	728	58	725	744	19	744	744	0	744	700	-44
Parkway	726	772	46	771	780	9	777	756	-21	756	769	13	769	765	-4
Peter Burnett	728	748	20	747	753	6	747	778	31	778	748	-30	747	744	-3
Phoebe A. Hearst	925	937	12	934	934	0	934	940	6	940	941	1	941	933	-8
Pony Express	868	868	0	867	867	0	867	882	15	882	866	-16	866	872	6
Sequoia	819	831	12	827	844	17	843	857	14	857	816	-41	816	822	6
Sol Aureus College Preparatory	616	696*	80	694*	720*	26	719*	771*	52	771*	836*	65	834*	864	30
St. HOPE Public School 7 (PS7)	749	802	53	804	873	69	873	913	40	913	911	-2	911	891	-20
Susan B. Anthony	688	727	39	730	718	-12	718	750	32	750	774	24	774	742	-32
Sutterville	849	849	0	846	853	7	847	864	17	864	865	1	865	851	-14
Tahoe	717	765	48	762	755	-7	755	777	22	777	751	-26	751	754	3
The Language Academy of Sacramento	684	685	1	695	714	19	715	748	33	748	771	23	771	792	21
Theodore Judah	775	853	78	834	863	29	858	852	-6	852	855	3	854	890	36
Washington	732	759	27	757	745	-12	745	737	-8	737	771	34	771	745	-26
William Land	782	808	26	805	791	-14	791	800	9	800	748	-52	748	805	57
Woodbine	678	692	14	685	733	48	731	731	0	731	701	-30	701	714	13
Yav Pem Suab Academy										B	752	B	753	806	53

Data Source:  
California Department of Education, DataQuest:  
<http://dq.cde.ca.gov/dataquest/>

**Sacramento City Unified District**  
**Academic Performance Index (API) Base and Growth by District and Schoolwide Five-Year Comparison**

LEA/School	Academic Performance Index														
	2007 Base	2008 Growth	2007-08 Growth	2008 Base	2009 Growth	2008-09 Growth	2009 Base	2010 Growth	2009-10 Growth	2010 Base	2011 Growth	2010-11 Growth	2011 Base	2012 Growth	2011-12 Growth
Middle Schools															
Albert Einstein	714	753	39	779	784	5	777	794	17	794	777	-17	777	801	24
California	688	729	41	742	772	30	761	751	-10	752	793	41	793	805	12
Fern Bacon	644	637	-7	649	638	-11	633	647	16	647	691	44	692	747	55
Kit Carson	644	650	6	644	679	35	669	671	2	671	641	-30	641	660	19
Rosa Parks	566	620	54	634	666	32	657	624	-33	624	614	-10	616	668	52
Sam Brannan	754	752	-2	748	798	50	792	765	-27	765	753	-12	752	772	20
Sutter	869	868	-1	871	884	13	880	892	12	892	884	-8	884	865	-19
Will C. Wood	684	710	26	726	709	-17	699	705	6	705	704	-1	705	741	36
High Schools															
Arthur A. Benjamin Health Professions	683	644	-39	644	654	10	655	679	24	680	652	-28	651	712	61
C. K. McClatchy	716	746	30	746	758	12	760	757	-3	758	762	4	762	772	10
George Washington Carver	544*	578*	34	578*	639	61	641	755	114	750	748	-2	748	785	37
Hiram W. Johnson	603	611	8	611	617	6	619	611	-8	612	671	59	669	703	34
John F. Kennedy	729	755	26	755	761	6	763	782	19	785	762	-23	761	762	1
Luther Burbank	619	626	7	626	633	7	634	650	16	651	677	26	677	668	-9
New Technology	672	655	-17	655	688	33	688	681	-7	681	699	18	699	720	21
Rosemont	668	705	37	705	708	3	711	721	10	723	734	11	732	741	9
Sacramento Charter	636	719	83	719	731	12	731	778	47	778	786	8	792	788	-4
School of Engineering & Sciences	B	779	B	779	818	39	813	779	-34	777	800	23	800	781	-19
The MET	614*	669*	55	669*	656	-13	C	668	C	668	715	47	714	693	-21
West Campus	880	887	7	887	914	27	914	903	-11	903	896	-7	897	913	16
Small Schools															
John Morse Therapeutic Center	468*	478*	10	615*	508*	-107	495*	543*	48	543*	535*	-8	535*	509*	-26
ASAM Schools															
American Legion High (Continuation)	469*	501*	32	501*	513*	12	512*	534*	22	531*	519*	-12	515*	550*	35
Capital City Independent Study	602	599	-3	597	554	-43	554	530	-24	529	559	30	546	576	30
Success Academy															

**Sacramento City Unified District  
Academic Performance Index (API) Base and Growth by District and Schoolwide Five-Year Comparison**

**Some schools changed names and school types during this five-year period. The school name and school type in this report reflect the name and type that each school was in the 2011-12 school year.**

In order to meet federal requirements of No Child Left Behind, a 2012 Growth API is posted even if a school or LEA had no 2011 Base API or if a school had significant population changes from 2011 to 2012. However, the presentation of growth targets and actual growth would not be appropriate and, therefore, are omitted.

"N/A" means a number is not applicable or not available due to missing data.

" \* " means this API is calculated for a small school or LEA, defined as having between 11 and 99 valid Standardized Testing and Reporting (STAR) Program test scores included in the API. The API is asterisked if the school or LEA was small in either 2011 or 2012. APIs based on small numbers of students are less reliable and therefore should be carefully interpreted.

"A" means the school scored at or above the statewide performance target of 800 in 2012.

"B" means the school did not have a valid 2011 Base API and will not have any growth or target information.

"C" means the school had significant demographic changes and will not have any growth or target information.

"D" means this is either an LEA, an Alternative Schools Accountability Model (ASAM) school, or a special education school. Target information is not applicable to LEAs, ASAM schools, or special education schools.

"E" indicates this was an ASAM school in the 2011 Base API Report and has no target information even though the school is no longer an ASAM school.

## 2011 -12 Accountability Progress Reporting (APR)



## Local Educational Agency (LEA) List of Schools

### 2012 Growth Academic Performance Index Report

California Department of Education  
Analysis, Measurement, &  
Accountability Reporting Division  
10/11/2012

LEA: Sacramento City Unified  
LEA Type: Unified  
County: Sacramento  
CD Code: 34-67439

APR LEA Summary
API LEA Report
API County List of Schools
AYP LEA List of Schools
AYP County List of Schools

(An LEA is a school district or county office of education.)  
(AYP = Adequate Yearly Progress)

**LEA API Summary**

	<u>All Schools</u>		<u>Deciles 1 and 2</u>	
	Number	Percent	Number	Percent
Targets Met*	28	37	10	38
API Grew, Targets Not Met**	18	24	8	31
API Remained Same or Declined, Targets Not Met	29	39	8	31

Only schools with a valid 2011 Base API and a valid 2012 Growth API are included in these LEA and state summaries.

**State API Summary**

	<u>All Schools</u>		<u>Deciles 1 and 2</u>	
	Number	Percent	Number	Percent
Targets Met*	4,594	56	875	51
API Grew, Targets Not Met**	1,513	18	374	22
API Remained Same or Declined, Targets Not Met	2,164	26	474	28

\* Includes schools with 2012 Growth APIs of 800 or more.

\*\* Includes schools that met schoolwide 2011-12 Growth API targets but did not meet one or more subgroup targets.

	<u>API</u>				<u>Met Growth Target</u>		
	2012 Growth	2011 Base	2011-12 Growth Target	2011-12 Growth	School-wide	All Student Groups	Both Schoolwide and Student Groups
<b><u>SACRAMENTO CITY UNIFIED</u></b>	768	760	D	8			
<b><u>Elementary Schools</u></b>							
<u>A. M. Winn Elementary</u>	767	762	5	5	Yes	No	No
<u>Abraham Lincoln Elementary</u>	750	771	5	-21	No	No	No
<u>Alice Birney Waldorf-Inspired K-8</u>	756	750	5	6	Yes	Yes	Yes

2012 Growth API LEA List of Schools Report (CA Department of Education)

<u>Aspire Capitol Heights Academy</u>	870	835	A	35	Yes	Yes	Yes
<u>Bowling Green Elementary</u>	774	767	5	7	Yes	Yes	Yes
<u>Bret Harte Elementary</u>	762	752	5	10	Yes	No	No
<u>Caleb Greenwood</u>	815	816	A	-1	Yes	No	No
<u>California Montessori Project - Capitol</u>	813	810	A	3	Yes	Yes	Yes
<u>Camellia Elementary</u>	888	898	A	-10	Yes	Yes	Yes
<u>Capitol Collegiate Academy</u>							
<u>Caroline Wenzel Elementary</u>	795	789	5	6	Yes	No	No
<u>Cesar Chavez Intermediate</u>	808	809	A	-1	Yes	Yes	Yes
<u>Clayton B. Wire Elementary</u>	727	716	5	11	Yes	No	No
<u>Collis P. Huntington Elementary</u>	700	703	5	-3	No	No	No
<u>Crocker/Riverside Elementary</u>	937	931	A	6	Yes	Yes	Yes
<u>David Lubin Elementary</u>	874	850	A	24	Yes	Yes	Yes
<u>Earl Warren Elementary</u>	811	824	A	-13	Yes	Yes	Yes
<u>Edward Kemble Elementary</u>	838	793	5	45	Yes	Yes	Yes
<u>Elder Creek Elementary</u>	812	821	A	-9	Yes	No	No
<u>Ethel I. Baker Elementary</u>	691	708	5	-17	No	No	No
<u>Ethel Phillips Elementary</u>	766	770	5	-4	No	No	No
<u>Father Keith B. Kenny Elementary</u>	769	747	5	22	Yes	Yes	Yes
<u>Freeport Elementary</u>	689	666	7	23	Yes	No	No
<u>Fruit Ridge Elementary</u>	701	700	5	1	No	No	No
<u>Genevieve Didion</u>	907	915	A	-8	Yes	Yes	Yes
<u>Golden Empire Elementary</u>	849	858	A	-9	Yes	No	No
<u>H. W. Harkness Elementary</u>	786	796	4	-10	No	No	No
<u>Hollywood Park Elementary</u>	795	789	5	6	Yes	No	No
<u>Hubert H. Bancroft Elementary</u>	790	795	5	-5	No	No	No
<u>Isador Cohen Elementary</u>	801	840	A	-39	Yes	No	No
<u>James Marshall Elementary</u>	813	812	A	1	Yes	No	No
<u>Jedediah Smith Elementary</u>	668	697	5	-29	No	No	No
<u>John Bidwell Elementary</u>	815	822	A	-7	Yes	No	No
<u>John Cabrillo Elementary</u>	724	710	5	14	Yes	Yes	Yes
<u>John D. Sloat Elementary</u>	682	761	5	-79	No	No	No
<u>John H. Still</u>	723	699	5	24	Yes	Yes	Yes
<u>Joseph Bonnheim Elementary</u>	758	734	5	24	Yes	Yes	Yes
<u>Leonardo Da Vinci</u>	823	832	A	-9	Yes	No	No
<u>Maple Elementary</u>	718	709	5	9	Yes	Yes	Yes
<u>Mark Hopkins Elementary</u>	673	718	5	-45	No	No	No
<u>Mark Twain Elementary</u>	710	759	5	-49	No	No	No
<u>Martin Luther King, Jr.</u>	748	754	5	-6	No	No	No
<u>Matsuyama Elementary</u>	872	880	A	-8	Yes	Yes	Yes
<u>Nicholas Elementary</u>	724	743	5	-19	No	No	No



2012 Growth API LEA List of Schools Report (CA Department of Education)

<u>O. W. Erlewine Elementary</u>	835	864	A	-29	Yes	No	No
<u>Oak Ridge Elementary</u>	741	740	5	1	No	No	No
<u>Pacific Elementary</u>	700	744	5	-44	No	No	No
<u>Parkway Elementary</u>	765	769	5	-4	No	No	No
<u>Peter Burnett Elementary</u>	744	747	5	-3	No	No	No
<u>Phoebe A. Hearst Elementary</u>	933	941	A	-8	Yes	Yes	Yes
<u>Pony Express Elementary</u>	872	866	A	6	Yes	Yes	Yes
<u>Sequoia Elementary</u>	822	816	A	6	Yes	No	No
<u>Sol Aureus College Preparatory</u>	864	834*	A	30	Yes	Yes	Yes
<u>St. HOPE Public School 7 (PS7)</u>	891	911	A	-20	Yes	Yes	Yes
<u>Susan B. Anthony Elementary</u>	742	774	5	-32	No	No	No
<u>Sutterville Elementary</u>	851	865	A	-14	Yes	No	No
<u>Tahoe Elementary</u>	754	751	5	3	No	No	No
<u>The Language Academy of Sacramento</u>	792	771	5	21	Yes	Yes	Yes
<u>Theodore Judah Elementary</u>	890	854	A	36	Yes	Yes	Yes
<u>Washington Elementary</u>	745	771	5	-26	No	No	No
<u>William Land Elementary</u>	805	748	5	57	Yes	Yes	Yes
<u>Woodbine Elementary</u>	714	701	5	13	Yes	No	No
<u>Yav Pem Suab Academy - Preparing for the</u>	806	753	5	53	Yes	Yes	Yes
<b>Middle Schools</b>							
<u>Albert Einstein Middle</u>	801	777	5	24	Yes	No	No
<u>California Middle</u>	805	793	5	12	Yes	Yes	Yes
<u>Fern Bacon Middle</u>	747	692	5	55	Yes	Yes	Yes
<u>Kit Carson Middle</u>	660	641	8	19	Yes	No	No
<u>Rosa Parks Middle</u>	668	616	9	52	Yes	No	No
<u>Sam Brannan Middle</u>	772	752	5	20	Yes	Yes	Yes
<u>Sutter Middle</u>	865	884	A	-19	Yes	No	No
<u>Will C. Wood Middle</u>	741	705	5	36	Yes	Yes	Yes
<b>High Schools</b>							
<u>Arthur A. Benjamin Health Professions Hi</u>	712	651	7	61	Yes	No	No
<u>C. K. McClatchy High</u>	772	762	5	10	Yes	Yes	Yes
<u>George Washington Carver School of Arts</u>	785	748	5	37	Yes	Yes	Yes
<u>Hiram W. Johnson High</u>	703	669	7	34	Yes	Yes	Yes
<u>John F. Kennedy High</u>	762	761	5	1	No	No	No
<u>Luther Burbank High</u>	668	677	6	-9	No	No	No
<u>New Technology High</u>	720	699	5	21	Yes	Yes	Yes
<u>Rosemont High</u>	741	732	5	9	Yes	No	No
<u>Sacramento Charter High</u>	788	792	5	-4	No	No	No
<u>School of Engineering &amp; Sciences</u>	781	800	A	-19	No	No	No
<u>The MET</u>	693	714	5	-21	No	No	No
<u>West Campus</u>	913	897	A	16	Yes	Yes	Yes
<b>Small Schools</b>							
<u>John Morse Therapeutic Center</u>	509*	535*	D	-26			N/A

**ASAM Schools**

<u>American Legion High (Continuation)</u>	550*	515*	14	35	Yes	Yes	Yes
<u>Capital City Independent Study</u>	576	546	13	30	Yes	Yes	Yes
<u>Success Academy</u>							

Click on column header to view notes.

In order to meet federal requirements of No Child Left Behind, a 2012 Growth API is posted even if a school or LEA had no 2011 Base API or if a school had significant population changes from 2011 to 2012. However, the presentation of growth targets and actual growth would not be appropriate and, therefore, are omitted.

"N/A" means a number is not applicable or not available due to missing data.

" \* " means this API is calculated for a small school or LEA, defined as having between 11 and 99 valid Standardized Testing and Reporting (STAR) Program test scores included in the API. The API is asterisked if the school or LEA was small in either 2011 or 2012. APIs based on small numbers of students are less reliable and therefore should be carefully interpreted.

"A" means the school scored at or above the statewide performance target of 800 in 2012.

"B" means the school did not have a valid 2011 Base API and will not have any growth or target information.

"C" means the school had significant demographic changes and will not have any growth or target information.

"D" means this is either an LEA or a special education school. Target information is not applicable to LEAs or special education schools.

**Targets Met** - In the "Met Growth Target" columns, the growth targets reflect state accountability requirements and do not match the federal Adequate Yearly Progress (AYP) requirements. The AYP requirement for the API is a 2012 Growth API of 740, or a one-point increase from the 2011 Base API to 2012 Growth API for a school or LEA.

Sacramento City Unified School District  
**Standardized Testing and Reporting (STAR) - California Standards Test (CST) and California Modified Assessment (CMA)**  
**District Summary**  
**Percent Proficient by Student Groups by Content**

Student Groups	CST&CMA ELA (Grades 2-11)				
	2008	2009	2010	2011	2012
<b>ALL STUDENTS</b>	43	46	48	48	50
African American	32	35	34	35	40
American Indian	39	48	37	38	39
Asian	48	51	52	52	55
Filipino	60	62	66	65	67
Hispanic or Latino	33	37	41	40	42
Pacific Islander	33	38	37	36	41
White	61	64	66	66	68
Two or More Races			58	59	61
Socioeconomically Disadvantaged	34	37	40	40	43
Students with Disabilities	14	21	23	25	27
English Learners	16	18	19	21	23

Student Groups	CST&CMA Math: Grades 2-7 and End-of-Course				
	2008	2009	2010	2011	2012
<b>ALL STUDENTS</b>	42	45	46	48	48
African American	28	32	33	35	37
American Indian	35	41	35	37	39
Asian	52	55	56	59	59
Filipino	53	61	58	64	62
Hispanic or Latino	35	38	40	42	41
Pacific Islander	33	35	39	39	39
White	53	57	58	59	59
Two or More Races			47	51	53
Socioeconomically Disadvantaged	38	40	41	44	44
Students with Disabilities	19	26	27	30	29
English Learners	29	31	32	37	38

Student Groups	CST&CMA Science: Grades 5, 8, & 10 and End-of-Course				
	2008	2009	2010	2011	2012
<b>ALL STUDENTS</b>	35	37	40	43	47
African American	23	23	24	28	35
American Indian	35	39	39	39	31
Asian	42	45	45	49	54
Filipino	45	47	53	53	65
Hispanic or Latino	24	27	33	35	39
Pacific Islander	20	23	21	27	32
White	51	54	59	60	65
Two or More Races			47	51	58
Socioeconomically Disadvantaged	27	28	33	36	41
Students with Disabilities	10	15	18	23	25
English Learners	9	8	11	14	16

Student Groups	CST History/Social Science: Grades 8 & 11 and End-of-Course World History				
	2008	2009	2010	2011	2012
<b>ALL STUDENTS</b>	33	38	40	43	44
African American	19	23	23	26	33
American Indian	31	46	32	33	25
Asian	39	47	48	51	51
Filipino	38	44	49	52	58
Hispanic or Latino	21	27	30	34	35
Pacific Islander	22	32	24	31	32
White	52	56	58	59	62
Two or More Races			46	51	54
Socioeconomically Disadvantaged	23	28	31	35	37
Students with Disabilities	7	8	7	8	9
English Learners	7	9	9	11	12

Sacramento City Unified School District  
2011 and 2012 Standardized Testing and Reporting Program  
California Standards Test/California Modified Assessment  
Percent Proficient by Content by School by Segment

School Name	2011 ELA PP_SW	2011 ELA_HL	2011 ELA PP_AA	2011 ELA PP_AI	2011 ELA PP_AS	2011 ELA PP_FI	2011 ELA PP_NHPI	2011 ELA PP_WH	2011 ELA PP_2MORE	2011 ELA PP_EL	2011 ELA PP_SWD	2011 ELA PP_SED
American Legion High	0%	0%	0%	0%	0%		0%	0%	0%	0%	0%	0%
Arthur A. Benjamin Health Professions High	31%	29%	21%	50%	35%		40%	52%	29%	10%	29%	31%
C. K. McClatchy High	53%	37%	25%	31%	61%	56%	42%	76%	66%	8%	12%	39%
Capital City School	17%	14%	8%	29%	14%	0%	13%	31%	39%	6%	0%	14%
George Washington Carver	56%	58%	50%	0%	58%		0%	59%	47%	23%	30%	51%
Hiram W. Johnson High	29%	28%	21%	22%	30%	30%	29%	39%	25%	6%	5%	28%
John F. Kennedy High	54%	51%	32%	40%	62%	54%	34%	64%	61%	14%	16%	46%
Luther Burbank High	26%	28%	24%	60%	25%	42%	16%	38%	29%	6%	9%	26%
New Technology High	44%	37%	46%	0%	40%		67%	61%	50%	12%	27%	42%
Rosemont High	47%	42%	34%	13%	58%	50%	31%	51%	63%	14%	7%	40%
School of Engineering and Sciences	59%	56%	55%	40%	59%	75%	50%	68%	64%	15%	21%	54%
The Met High School	53%	22%	41%	67%	100%		40%	75%	59%	6%	50%	39%
West Campus High	87%	84%	79%	100%	87%	100%	100%	92%	86%	62%	50%	83%
<b>District High Schools Total</b>	<b>45%</b>	<b>37%</b>	<b>30%</b>	<b>34%</b>	<b>47%</b>	<b>56%</b>	<b>29%</b>	<b>62%</b>	<b>55%</b>	<b>9%</b>	<b>13%</b>	<b>36%</b>

School Name	2012 ELA PP_SW	2012 ELA_HL	2012 ELA PP_AA	2012 ELA PP_AI	2012 ELA PP_AS	2012 ELA PP_FI	2012 ELA PP_NHPI	2012 ELA PP_WH	2012 ELA PP_2MORE	2012 ELA PP_EL	2012 ELA PP_SWD	2012 ELA PP_SED
American Legion High	5%	5%	3%	0%	6%	0%	17%	14%	0%	0%	0%	5%
Arthur A. Benjamin Health Professions High	39%	38%	33%	100%	41%	100%	50%	48%	24%	11%	18%	39%
C. K. McClatchy High	54%	36%	31%	26%	66%	69%	40%	76%	60%	8%	8%	39%
Capital City School	15%	13%	7%	0%	15%	50%	9%	33%	17%	4%	9%	14%
George Washington Carver High	63%	71%	42%	67%	55%	100%	100%	63%	55%	18%	39%	55%
Hiram W. Johnson High	30%	25%	20%	29%	35%	25%	37%	43%	34%	7%	10%	30%
John F. Kennedy High	52%	45%	35%	33%	62%	64%	37%	61%	63%	9%	9%	43%
Luther Burbank High	27%	28%	20%	43%	27%	50%	16%	41%	31%	4%	6%	27%
New Technology High	50%	41%	52%	0%	64%	100%	33%	66%	58%	24%	41%	49%
Rosemont High	49%	43%	33%	33%	55%	55%	52%	59%	61%	16%	14%	45%
School of Engineering and Sciences High	53%	45%	39%	75%	57%	86%	67%	70%	62%	4%	19%	42%
The Met High School	47%	33%	20%	100%	75%	0%	50%	55%	71%	0%	29%	30%
West Campus High	90%	91%	83%	100%	89%	93%	100%	93%	88%	60%	100%	87%
Sacramento Charter High (IC)	47%	48%	45%	50%	45%	100%	33%	57%	48%	27%	7%	45%
<b>District High Schools Total</b>	<b>45%</b>	<b>38%</b>	<b>33%</b>	<b>35%</b>	<b>50%</b>	<b>65%</b>	<b>33%</b>	<b>64%</b>	<b>55%</b>	<b>8%</b>	<b>13%</b>	<b>38%</b>

**Acronyms:**

ELA=English Language Arts  
PP=Percent Proficient  
SW=Schoolwide  
HL=Hispanic/Latino  
AA=African American  
AI=American Indian  
AS=Asian  
FI=Filipino  
NHPI=Native Hawaiian/Pacific Islander  
WH=White  
2MORE=Two or More Races  
EL=English Learners  
SWD=Students with Disabilities  
SED=Socio-Economically Disadvantaged

Sacramento City Unified School District  
2011 and 2012 Standardized Testing and Reporting Program  
California Standards Test/California Modified Assessment  
Percent Proficient by Content by School by Segment

School Name	2011 Math PP_SW	2011 Math_HL	2011 Math PP_AA	2011 Math PP_AI	2011 Math PP_AS	2011 Math PP_FI	2011 Math PP_NHPI	2011 Math PP_WH	2011 Math PP_2MORE	2011 Math PP_EL	2011 Math PP_SWD	2011 Math PP_SED
American Legion High	0%	0%	0%	0%	0%	0%	0%	0%	0%	0%		0%
Arthur A. Benjamin Health Professions High	9%	10%	12%	8%	42%	33%	18%	38%	28%	8%	1%	17%
C. K. McClatchy High	26%	8%	8%	0%	4%		0%	17%	11%	2%	0%	9%
Capital City School	19%	16%	0%	0%	25%		0%	21%	20%	18%	5%	17%
George Washington Carver	9%	8%	5%	0%	29%		20%	13%	8%	5%	0%	9%
Hiram W. Johnson High	14%	11%	6%	22%	21%	0%	13%	19%	5%	6%	3%	15%
John F. Kennedy High	27%	19%	12%	36%	43%	32%	17%	28%	24%	9%	10%	22%
Luther Burbank High	15%	12%	12%	20%	19%	42%	9%	24%	16%	10%	3%	16%
New Technology High	7%	3%	9%	0%	7%		0%	12%	43%	2%	7%	6%
Rosemont High	27%	21%	19%		50%	30%	15%	29%	37%	10%	3%	23%
School of Engineering and Sciences	33%	29%	18%	20%	56%	42%	19%	40%	45%	15%	16%	29%
The Met High School	6%	7%	6%					7%	3%	6%	8%	2%
West Campus High	46%	37%	26%		60%	64%	100%	47%	46%	27%	50%	43%
<b>District High Schools Total</b>	<b>23%</b>	<b>15%</b>	<b>12%</b>	<b>13%</b>	<b>34%</b>	<b>35%</b>	<b>13%</b>	<b>30%</b>	<b>25%</b>	<b>9%</b>	<b>5%</b>	<b>19%</b>

School Name	2012 Math PP_SW	2012 Math_HL	2012 Math PP_AA	2012 Math PP_AI	2012 Math PP_AS	2012 Math PP_FI	2012 Math PP_NHPI	2012 Math PP_WH	2012 Math PP_2MORE	2012 Math PP_EL	2012 Math PP_SWD	2012 Math PP_SED
American Legion High	0%	0%		0%	0%	0%	0%	0%	0%	0%	0%	0%
Arthur A. Benjamin Health Professions High	10%	8%	10%	0%	14%	100%	50%	8%	6%	8%	0%	9%
C. K. McClatchy High	25%	12%	12%	6%	41%	42%	0%	34%	29%	6%	1%	16%
Capital City School	7%	3%	8%	0%	15%	0%	0%	11%	17%	7%	0%	7%
George Washington Carver High	22%	22%	11%	33%	36%	0%	0%	22%	22%	6%	8%	18%
Hiram W. Johnson High	15%	11%	3%	14%	25%	0%	24%	21%	7%	11%	6%	16%
John F. Kennedy High	25%	16%	8%	13%	40%	32%	10%	29%	28%	10%	7%	19%
Luther Burbank High	16%	13%	9%	0%	19%	57%	16%	35%	15%	9%	6%	16%
New Technology High	15%	15%	8%	0%	9%	0%	0%	24%	33%	14%	0%	15%
Rosemont High	28%	21%	17%	67%	42%	38%	14%	35%	35%	10%	7%	26%
School of Engineering and Sciences High	31%	27%	15%	25%	51%	71%	33%	41%	23%	13%	9%	23%
The Met High School	6%	6%	5%	50%	0%	0%	0%	5%	8%	0%	0%	2%
West Campus High	50%	36%	46%	0%	66%	53%	50%	52%	49%	47%	67%	50%
Sacramento Charter High	32%	35%	29%	50%	36%	100%	0%	38%	37%	30%	0%	33%
<b>District High Schools Total</b>	<b>23%</b>	<b>16%</b>	<b>15%</b>	<b>15%</b>	<b>34%</b>	<b>41%</b>	<b>15%</b>	<b>30%</b>	<b>28%</b>	<b>9%</b>	<b>5%</b>	<b>20%</b>

**Acronyms:**

PP=Percent Proficient

SW=Schoolwide

HL=Hispanic/Latino

AA=African American

AI=American Indian

AS=Asian

FI=Filipino

NHPI=Native Hawaiian/Pacific Islander

WH=White

2MORE=Two or More Races

EL=English Learners

SWD=Students with Disabilities

SED=Socio-Economically Disadvantaged

Sacramento City Unified School District  
2011 and 2012 Standardized Testing and Reporting Program  
California Standards Test/California Modified Assessment  
Percent Proficient by Content by School by Segment

School Name	2011 Science PP_SW	2011 Science_HL	2011 Science PP_AA	2011 Science PP_AI	2011 Science PP_AS	2011 Science PP_FI	2011 Science PP_NHPI	2011 Science PP_WH	2011 Science PP_2MORE	2011 Science PP_EL	2011 Science PP_SWD	2011 Science PP_SED
American Legion High	8%	0%	0%		0%		100%	0%	0%	5%	0%	9%
Arthur A. Benjamin Health Professions High	16%	26%	26%	0%	67%		0%	50%	50%	0%	5%	17%
C. K. McClatchy High	50%	31%	20%	100%	65%	75%	0%	69%	62%	10%	11%	37%
Capital City School	9%	10%	2%	100%	0%	0%	0%	17%	9%	1%	0%	6%
George Washington Carver	38%	44%	25%		67%			41%	67%	14%	17%	32%
Hiram W. Johnson High	31%	30%	25%	33%	41%	33%	50%	58%	25%	13%	9%	31%
John F. Kennedy High	42%	44%	34%	100%	55%	43%	25%	59%	56%	8%	14%	35%
Luther Burbank High	21%	21%	14%		34%	25%	28%	22%	25%	5%	4%	21%
New Technology High	25%	29%	62%		57%		0%	59%	33%	11%	13%	20%
Rosemont High	36%	33%	19%	20%	57%	75%	29%	47%	48%	14%	7%	30%
School of Engineering and Sciences	52%	65%	42%	100%	76%	80%	40%	80%	33%	21%	50%	41%
The Met High School	39%	41%	25%	50%			0%	59%	25%	8%	25%	30%
West Campus High	70%	78%	75%	100%	77%	67%		93%	81%	39%	0%	64%
<b>District High Schools Total</b>	<b>38%</b>	<b>30%</b>	<b>22%</b>	<b>35%</b>	<b>44%</b>	<b>46%</b>	<b>22%</b>	<b>55%</b>	<b>47%</b>	<b>10%</b>	<b>10%</b>	<b>31%</b>

School Name	2012 Science PP_SW	2012 Science_HL	2012 Science PP_AA	2012 Science PP_AI	2012 Science PP_AS	2012 Science PP_FI	2012 Science PP_NHPI	2012 Science PP_WH	2012 Science PP_2MORE	2012 Science PP_EL	2012 Science PP_SWD	2012 Science PP_SED
American Legion High	18%	19%	9%	0%	17%		67%	40%	14%	0%	0%	19%
Arthur A. Benjamin Health Professions High	45%	40%	32%	50%	65%		67%	58%	42%	21%	35%	43%
C. K. McClatchy High	53%	36%	33%	15%	62%	67%	36%	73%	69%	13%	11%	40%
Capital City School	14%	17%	9%	0%	10%	0%	0%	21%	15%	2%	0%	13%
George Washington Carver High	49%	53%	11%	100%	63%	0%	0%	52%	31%	5%	26%	42%
Hiram W. Johnson High	35%	31%	25%	18%	40%	40%	36%	52%	34%	16%	11%	35%
John F. Kennedy High	48%	42%	25%	18%	57%	47%	24%	66%	55%	15%	19%	40%
Luther Burbank High	26%	25%	20%	0%	28%	47%	9%	41%	29%	5%	2%	26%
New Technology High	32%	22%	24%	25%	18%		67%	59%	44%	21%	23%	29%
Rosemont High	40%	35%	27%	50%	52%	50%	40%	46%	54%	17%	14%	37%
School of Engineering and Sciences High	54%	38%	45%	100%	67%	88%	55%	70%	70%	17%	29%	45%
The Met High School	42%	26%	23%	100%	67%	0%	75%	48%	68%	0%	16%	29%
West Campus High	80%	71%	70%	50%	88%	91%	100%	86%	84%	48%	100%	76%
Sacramento Charter High	52%	52%	49%	33%	55%	100%		70%	60%	43%	5%	52%
<b>District High Schools Total</b>	<b>45%</b>	<b>45%</b>	<b>32%</b>	<b>26%</b>	<b>51%</b>	<b>58%</b>	<b>30%</b>	<b>61%</b>	<b>57%</b>	<b>14%</b>	<b>13%</b>	<b>38%</b>

**Acronyms:**

PP=Percent Proficient

SW=Schoolwide

HL=Hispanic/Latino

AA=African American

AI=American Indian

AS=Asian

FI=Filipino

NHPI=Native Hawaiian/Pacific Islander

WH=White

2MORE=Two or More Races

EL=English Learners

SWD=Students with Disabilities

SED=Socio-Economically Disadvantaged

Sacramento City Unified School District  
2011 and 2012 Standardized Testing and Reporting Program  
California Standards Test/California Modified Assessment  
Percent Proficient by Content by School by Segment

School Name	2011 HSS PP_SW	2011 HSS_HL	2011 HSS PP_AA	2011 HSS PP_AI	2011 HSS PP_AS	2011 HSS PP_FI	2011 HSS PP_NHPI	2011 HSS PP_WH	2011 HSS PP_2MORE	2011 HSS PP_EL	2011 HSS PP_SWD	2011 HSS PP_SED
American Legion High	3%	2%	0%	0%	0%		25%	17%	0%	0%	0%	4%
Arthur A. Benjamin Health Professions High	29%	29%	18%	33%	60%		0%	52%	0%	0%	18%	30%
C. K. McClatchy High	53%	31%	24%	0%	58%	33%	29%	74%	69%	9%	6%	36%
Capital City School	13%	12%	0%	25%	12%		0%	23%	35%	8%	0%	8%
George Washington Carver	59%	57%	43%		67%		100%	63%	50%	25%	29%	56%
Hiram W. Johnson High	31%	30%	17%	0%	38%	25%	38%	36%	26%	17%	5%	32%
John F. Kennedy High	51%	42%	31%	60%	61%	42%	47%	62%	54%	8%	12%	41%
Luther Burbank High	28%	25%	25%	0%	33%	17%	17%	43%	17%	11%	9%	28%
New Technology High	30%	21%	30%		21%		50%	54%	33%	7%	0%	24%
Rosemont High	42%	33%	26%	20%	70%	71%	11%	49%	49%	18%	5%	37%
School of Engineering and Sciences	58%	56%	52%	75%	60%	78%	50%	63%	33%	30%	30%	52%
The Met High School	37%	21%	22%	33%	100%		0%	44%	58%	0%	38%	27%
West Campus High	71%	65%	58%	100%	74%	80%	100%	78%	72%	18%	0%	67%
<b>District High Schools Total</b>	<b>42%</b>	<b>32%</b>	<b>24%</b>	<b>32%</b>	<b>49%</b>	<b>51%</b>	<b>29%</b>	<b>59%</b>	<b>49%</b>	<b>12%</b>	<b>9%</b>	<b>34%</b>

School Name	2012 HSS PP_SW	2012 HSS_HL	2012 HSS PP_AA	2012 HSS PP_AI	2012 HSS PP_AS	2012 HSS PP_FI	2012 HSS PP_NHPI	2012 HSS PP_WH	2012 HSS PP_2MORE	2012 HSS PP_EL	2012 HSS PP_SWD	2012 HSS PP_SED
American Legion High	3%	3%	3%	0%	0%	0%	0%	0%	17%	0%	0%	4%
Arthur A. Benjamin Health Professions High	40%	39%	18%	100%	64%		50%	57%	29%	15%	8%	42%
C. K. McClatchy High	51%	31%	27%	9%	59%	67%	20%	70%	66%	10%	7%	37%
Capital City School	10%	11%	7%	0%	10%	0%	0%	19%	7%	6%	0%	10%
George Washington Carver High	65%	71%	38%	0%	86%	100%	0%	66%	40%	56%	43%	54%
Hiram W. Johnson High	34%	31%	28%	33%	38%	0%	18%	57%	30%	12%	9%	34%
John F. Kennedy High	46%	38%	24%	29%	58%	47%	35%	57%	56%	16%	17%	39%
Luther Burbank High	23%	20%	18%	33%	27%	13%	22%	28%	33%	6%	1%	23%
New Technology High	28%	24%	20%	50%	38%	0%	0%	45%	17%	13%	20%	24%
Rosemont High	42%	33%	29%	0%	53%	71%	46%	51%	52%	20%	7%	37%
School of Engineering and Sciences High	63%	56%	58%	100%	60%	75%	71%	72%	75%	9%	0%	50%
The Met High School	32%	21%	8%	100%	100%	0%	100%	39%	38%	0%	27%	17%
West Campus High	81%	71%	85%	100%	86%	78%	100%	88%	81%	38%	100%	78%
Sacramento Charter High	67%	66%	66%	0%	78%	100%	67%	92%	58%	46%	17%	65%
<b>District High Schools Total</b>	<b>43%</b>	<b>34%</b>	<b>35%</b>	<b>28%</b>	<b>49%</b>	<b>53%</b>	<b>30%</b>	<b>60%</b>	<b>52%</b>	<b>12%</b>	<b>10%</b>	<b>36%</b>

**Acronyms:**

HSS=History-Social Science

PP=Percent Proficient

SW=Schoolwide

HL=Hispanic/Latino

AA=African American

AI=American Indian

AS=Asian

FI=Filipino

NHPI=Native Hawaiian/Pacific Islander

WH=White

2MORE=Two or More Races

EL=English Learners

SWD=Students with Disabilities

SED=Socio-Economically Disadvantaged

Sacramento City Unified School District  
California High School Exit Examination (CAHSEE) Grade 10 Summary

CAHSEE English Language Arts Grade 10						
School/District/County/State	2010-2011			2011-2012		
	Number Tested	Percent Passed	% Proficient & Above**	Number Tested	Percent Passed	% Proficient & Above**
American Legion High	32	31%	3%	23	48%	9%
Arthur Benjamin Health Professions	105	73%	46%	110	87%	47%
Burbank (Luther) High	456	72%	38%	428	68%	30%
Capital City	144	56%	20%	128	64%	27%
George Washington Carver	64	89%	73%	83	92%	65%
Johnson (Hiram W.) High	434	67%	37%	363	71%	36%
Kennedy (John F.) High	485	84%	61%	472	84%	60%
McClatchy (C.K.) High	545	82%	64%	569	82%	60%
New Technology High	94	78%	55%	70	86%	41%
NPS Students	13	54%	15%	8	*	*
Rosemont High School	396	80%	55%	344	81%	51%
School of Engineering and Sciences	63	98%	79%	55	100%	76%
The Met Sacramento	65	86%	65%	78	88%	56%
West Campus	230	100%	98%	231	99%	93%
<b>Sacramento City Unified School District</b>	<b>3,126</b>	<b>78%</b>	<b>54%</b>	<b>2,964</b>	<b>80%</b>	<b>52%</b>
<b>Sacramento County</b>	<b>17,988</b>	<b>81%</b>	<b>57%</b>	<b>17,408</b>	<b>83%</b>	<b>55%</b>
<b>California</b>	<b>475,801</b>	<b>82%</b>	<b>59%</b>	<b>467,654</b>	<b>83%</b>	<b>56%</b>

CAHSEE Mathematics Grade 10						
School/District/County/State	2010-2011			2011-2012		
	Number Tested	Percent Passed	% Proficient & Above**	Number Tested	Percent Passed	% Proficient & Above**
American Legion High	27	37%	15%	21	38%	5%
Arthur Benjamin Health Professions	106	75%	44%	107	85%	50%
Burbank (Luther) High	456	81%	53%	427	76%	44%
Capital City	141	47%	13%	126	56%	24%
George Washington Carver	64	81%	59%	83	90%	76%
Johnson (Hiram W.) High	440	67%	34%	363	78%	45%
Kennedy (John F.) High	486	85%	59%	473	86%	64%
McClatchy (C.K.) High	545	81%	58%	572	83%	60%
New Technology High	94	77%	41%	70	77%	29%
NPS Students	16	38%	0%	9	*	*
Rosemont High School	396	81%	56%	343	84%	58%
School of Engineering and Sciences	62	98%	73%	55	95%	65%
The Met Sacramento	64	81%	50%	78	69%	44%
West Campus	230	99%	90%	231	100%	91%
<b>Sacramento City Unified School District</b>	<b>3,127</b>	<b>79%</b>	<b>53%</b>	<b>2,960</b>	<b>82%</b>	<b>56%</b>
<b>Sacramento County</b>	<b>17,945</b>	<b>82%</b>	<b>55%</b>	<b>17,344</b>	<b>83%</b>	<b>56%</b>
<b>California</b>	<b>473,428</b>	<b>83%</b>	<b>56%</b>	<b>465,414</b>	<b>84%</b>	<b>58%</b>

\* less than 10 students

\*\*Calculated for 10th graders for federal Adequate Yearly Progress accountability purposes only.

Data Source: <http://dq.cde.ca.gov/dataquest/>



Sacramento City Unified School District  
2011 and 2012 Standardized Testing and Reporting Program  
California Standards Test/California Modified Assessment  
Percent Proficient by Content by School by Segment

School Name	2011 ELA PP_SW	2011 ELA_HL	2011 ELA PP_AA	2011 ELA PP_AI	2011 ELA PP_AS	2011 ELA PP_FI	2011 ELA PP_NHPI	2011 ELA PP_WH	2011 ELA PP_2MORE	2011 ELA PP_EL	2011 ELA PP_SWD	2011 ELA PP_SED
Albert Einstein Middle	52%	46%	40%	60%	57%	67%	54%	62%	53%	19%	36%	46%
California Middle	54%	44%	39%	0%	70%	100%	38%	74%	70%	17%	44%	45%
Fern Bacon Middle	34%	32%	36%	40%	39%	60%	17%	33%	17%	12%	17%	34%
Kit Carson Middle	27%	28%	12%	0%	36%		22%	45%	17%	7%	17%	27%
Rosa Parks Middle	25%	26%	18%		28%	60%	13%	28%	43%	7%	16%	25%
Sam Brannan Middle	51%	45%	34%	31%	66%	67%	38%	80%	52%	13%	36%	44%
Sutter Middle	76%	63%	69%	33%	88%	85%	42%	82%	82%	24%	34%	65%
Will C. Wood Middle	36%	29%	21%	10%	51%	17%	43%	32%	19%	11%	16%	36%
<b>District Middle Schools Total</b>	<b>50%</b>	<b>41%</b>	<b>36%</b>	<b>28%</b>	<b>59%</b>	<b>65%</b>	<b>33%</b>	<b>70%</b>	<b>56%</b>	<b>12%</b>	<b>28%</b>	<b>41%</b>

School Name	2012 ELA PP_SW	2012 ELA_HL	2012 ELA PP_AA	2012 ELA PP_AI	2012 ELA PP_AS	2012 ELA PP_FI	2012 ELA PP_NHPI	2012 ELA PP_WH	2012 ELA PP_2MORE	2012 ELA PP_EL	2012 ELA PP_SWD	2012 ELA PP_SED
Albert Einstein Middle	57%	53%	36%	50%	74%	56%	85%	66%	67%	33%	48%	55%
California Middle	61%	53%	47%	40%	69%	100%	56%	82%	58%	13%	32%	54%
Fern Bacon Middle	50%	48%	54%	33%	48%	67%	22%	67%	58%	18%	48%	50%
Kit Carson Middle	35%	30%	22%	0%	61%	100%	0%	50%	61%	12%	15%	35%
Rosa Parks Middle	37%	33%	21%	0%	52%	60%	52%	43%	54%	18%	30%	37%
Sam Brannan Middle	56%	48%	41%	67%	71%	100%	64%	69%	74%	8%	41%	53%
Sutter Middle	72%	58%	62%	38%	84%	73%	54%	83%	80%	12%	34%	62%
Will C. Wood Middle	41%	35%	28%	17%	56%	40%	20%	25%	36%	13%	21%	41%
<b>District Middle Schools Total</b>	<b>55%</b>	<b>46%</b>	<b>42%</b>	<b>39%</b>	<b>65%</b>	<b>70%</b>	<b>51%</b>	<b>73%</b>	<b>67%</b>	<b>16%</b>	<b>34%</b>	<b>49%</b>

School Name	2011 Math PP_SW	2011 Math_HL	2011 Math PP_AA	2011 Math PP_AI	2011 Math PP_AS	2011 Math PP_FI	2011 Math PP_NHPI	2011 Math PP_WH	2011 Math PP_2MORE	2011 Math PP_EL	2011 Math PP_SWD	2011 Math PP_SED
Albert Einstein Middle	48%	40%	34%	60%	81%	75%	54%	57%	56%	33%	24%	45%
California Middle	63%	54%	46%	0%	83%	100%	38%	82%	65%	27%	28%	58%
Fern Bacon Middle	35%	33%	26%	0%	51%	40%	33%	47%	8%	25%	11%	35%
Kit Carson Middle	23%	26%	5%	0%	38%		22%	31%	22%	14%	13%	22%
Rosa Parks Middle	28%	25%	17%		43%	40%	13%	32%	14%	22%	21%	28%
Sam Brannan Middle	48%	42%	38%	31%	70%	67%	23%	61%	29%	16%	15%	45%
Sutter Middle	66%	53%	52%	38%	84%	77%	42%	71%	74%	25%	28%	57%
Will C. Wood Middle	40%	33%	23%	10%	57%	17%	43%	27%	25%	23%	16%	40%
<b>District Middle Schools Total</b>	<b>48%</b>	<b>40%</b>	<b>33%</b>	<b>24%</b>	<b>65%</b>	<b>62%</b>	<b>33%</b>	<b>63%</b>	<b>50%</b>	<b>23%</b>	<b>20%</b>	<b>42%</b>

School Name	2012 Math PP_SW	2012 Math_HL	2012 Math PP_AA	2012 Math PP_AI	2012 Math PP_AS	2012 Math PP_FI	2012 Math PP_NHPI	2012 Math PP_WH	2012 Math PP_2MORE	2012 Math PP_EL	2012 Math PP_SWD	2012 Math PP_SED
Albert Einstein Middle	51%	44%	33%	83%	66%	61%	69%	61%	52%	26%	25%	50%
California Middle	61%	51%	39%	40%	85%	100%	44%	81%	72%	27%	15%	55%
Fern Bacon Middle	47%	46%	39%	33%	61%	33%	22%	55%	26%	34%	35%	47%
Kit Carson Middle	34%	27%	26%	0%	67%	100%	0%	44%	72%	9%	13%	34%
Rosa Parks Middle	27%	25%	15%	0%	41%	20%	24%	33%	46%	17%	17%	27%
Sam Brannan Middle	49%	40%	33%	50%	75%	86%	57%	54%	66%	23%	30%	45%
Sutter Middle	57%	38%	38%	38%	86%	67%	54%	63%	67%	27%	26%	48%
Will C. Wood Middle	49%	39%	26%	50%	70%	40%	10%	38%	36%	24%	24%	49%
<b>District Middle Schools Total</b>	<b>50%</b>	<b>40%</b>	<b>33%</b>	<b>46%</b>	<b>71%</b>	<b>61%</b>	<b>39%</b>	<b>62%</b>	<b>59%</b>	<b>24%</b>	<b>23%</b>	<b>45%</b>

**Acronyms:**

ELA=English Language Arts  
PP=Percent Proficient  
SW=Schoolwide  
HL=Hispanic/Latino  
AA=African American  
AI=American Indian  
AS=Asian  
FI=Filipino  
NHPI=Native Hawaiian/Pacific Islander  
WH=White  
2MORE=Two or More Races  
EL=English Learners  
SWD=Students with Disabilities  
SED=Socio-Economically Disadvantaged

Sacramento City Unified School District  
2011 and 2012 Standardized Testing and Reporting Program  
California Standards Test/California Modified Assessment  
Percent Proficient by Content by School by Segment

School Name	2011 Science PP_SW	2011 Science_HL	2011 Science PP_AA	2011 Science PP_AI	2011 Science PP_AS	2011 Science PP_FI	2011 Science PP_NHPI	2011 Science PP_WH	2011 Science PP_2MORE	2011 Science PP_EL	2011 Science PP_SWD	2011 Science PP_SED
Albert Einstein Middle	56%	53%	41%	100%	79%	100%	80%	64%	50%	28%	35%	54%
California Middle	63%	55%	43%	50%	81%		43%	82%	75%	26%	52%	57%
Fern Bacon Middle	41%	39%	35%	67%	52%	50%	0%	38%	50%	22%	6%	40%
Kit Carson Middle	27%	25%	14%		20%		80%	38%	44%	5%	13%	25%
Rosa Parks Middle	26%	28%	12%		28%	100%	17%	44%	67%	9%	14%	25%
Sam Brannan Middle	54%	53%	40%	44%	70%	67%	80%	67%	35%	28%	36%	50%
Sutter Middle	80%	69%	67%	75%	89%	100%	67%	86%	94%	33%	63%	69%
Will C. Wood Middle	51%	44%	38%	33%	68%	50%	40%	42%	20%	29%	15%	51%
<b>District Middle Schools Total</b>	<b>55%</b>	<b>48%</b>	<b>37%</b>	<b>58%</b>	<b>65%</b>	<b>83%</b>	<b>49%</b>	<b>73%</b>	<b>62%</b>	<b>22%</b>	<b>31%</b>	<b>48%</b>

School Name	2012 Science PP_SW	2012 Science_HL	2012 Science PP_AA	2012 Science PP_AI	2012 Science PP_AS	2012 Science PP_FI	2012 Science PP_NHPI	2012 Science PP_WH	2012 Science PP_2MORE	2012 Science PP_EL	2012 Science PP_SWD	2012 Science PP_SED
Albert Einstein Middle	66%	53%	51%	33%	92%	82%	71%	76%	78%	47%	38%	62%
California Middle	58%	50%	39%	0%	81%	100%	50%	77%	55%	24%	40%	48%
Fern Bacon Middle	49%	46%	46%	100%	61%	67%	50%	50%	30%	23%	24%	49%
Kit Carson Middle	27%	27%	11%	0%	70%		0%	32%	17%	17%	19%	27%
Rosa Parks Middle	32%	31%	14%		46%	60%	18%	46%	67%	17%	17%	32%
Sam Brannan Middle	60%	55%	42%	40%	82%	80%	50%	70%	69%	23%	41%	57%
Sutter Middle	77%	62%	67%	40%	91%	100%	43%	84%	92%	25%	44%	67%
Will C. Wood Middle	52%	38%	30%	0%	73%	100%	33%	60%	50%	24%	21%	52%
<b>District Middle Schools Total</b>	<b>58%</b>	<b>47%</b>	<b>40%</b>	<b>30%</b>	<b>76%</b>	<b>82%</b>	<b>43%</b>	<b>75%</b>	<b>69%</b>	<b>24%</b>	<b>31%</b>	<b>51%</b>

School Name	2011 HSS PP_SW	2011 HSS_HL	2011 HSS PP_AA	2011 HSS PP_AI	2011 HSS PP_AS	2011 HSS PP_FI	2011 HSS PP_NHPI	2011 HSS PP_WH	2011 HSS PP_2MORE	2011 HSS PP_EL	2011 HSS PP_SWD	2011 HSS PP_SED
Albert Einstein Middle	44%	35%	28%	67%	71%	100%	60%	54%	44%	13%	4%	38%
California Middle	49%	34%	38%	0%	67%		43%	69%	75%	8%	21%	42%
Fern Bacon Middle	29%	26%	27%	33%	36%	50%	17%	25%	25%	7%	0%	27%
Kit Carson Middle	32%	35%	22%		33%		40%	31%	44%	15%	4%	31%
Rosa Parks Middle	15%	20%	11%		13%	50%	0%	22%	0%	1%	0%	15%
Sam Brannan Middle	40%	41%	25%	11%	49%	17%	40%	56%	38%	0%	11%	33%
Sutter Middle	71%	57%	59%	67%	86%	71%	50%	75%	91%	14%	19%	56%
Will C. Wood Middle	40%	34%	25%	33%	53%	0%	40%	37%	20%	13%	0%	40%
<b>District Middle Schools Total</b>	<b>45%</b>	<b>37%</b>	<b>30%</b>	<b>30%</b>	<b>54%</b>	<b>52%</b>	<b>36%</b>	<b>62%</b>	<b>57%</b>	<b>9%</b>	<b>8%</b>	<b>36%</b>

School Name	2012 HSS PP_SW	2012 HSS_HL	2012 HSS PP_AA	2012 HSS PP_AI	2012 HSS PP_AS	2012 HSS PP_FI	2012 HSS PP_NHPI	2012 HSS PP_WH	2012 HSS PP_2MORE	2012 HSS PP_EL	2012 HSS PP_SWD	2012 HSS PP_SED
Albert Einstein Middle	58%	48%	40%	33%	84%	64%	86%	70%	59%	24%	11%	53%
California Middle	49%	39%	34%	0%	64%	50%	33%	70%	60%	12%	17%	39%
Fern Bacon Middle	21%	19%	21%	0%	25%	33%	17%	38%	20%	5%	0%	21%
Kit Carson Middle	33%	37%	15%	0%	70%		0%	32%	17%	20%	6%	33%
Rosa Parks Middle	19%	16%	6%		30%	60%	18%	31%	25%	5%	0%	19%
Sam Brannan Middle	44%	37%	27%	40%	66%	80%	38%	60%	38%	11%	10%	37%
Sutter Middle	70%	53%	60%	20%	83%	100%	43%	78%	87%	6%	15%	58%
Will C. Wood Middle	39%	30%	22%	0%	53%	33%	67%	45%	30%	11%	0%	39%
<b>District Middle Schools Total</b>	<b>47%</b>	<b>36%</b>	<b>29%</b>	<b>20%</b>	<b>59%</b>	<b>65%</b>	<b>39%</b>	<b>68%</b>	<b>57%</b>	<b>10%</b>	<b>8%</b>	<b>38%</b>

**Acronyms:**

HSS=History-Social Science

PP=Percent Proficient

SW=Schoolwide

HL=Hispanic/Latino

AA=African American

AI=American Indian

AS=Asian

FI=Filipino

NHPI=Native Hawaiian/Pacific Islander

WH=White

2MORE=Two or More Races

EL=English Learners

SWD=Students with Disabilities

SED=Socio-Economically Disadvantaged

STAPLE HERE



## Human Resource Services

**Performance Evaluation of Classified Personnel****(Confidential)**

<b>NAME:</b>	<b>DATE OF REPORT (mm/dd/yy):</b>		
<b>ADDRESS:</b>	<b>SOCIAL SECURITY NUMBER:</b>		
<b>CLASSIFICATION:</b>	<b>TYPE OF EVALUATION: (SELECT ONE)</b>		
<b>DEPARTMENT:</b>	<input type="checkbox"/> Probationary, 1st Rating <input type="checkbox"/> Probationary, 2nd Rating <input type="checkbox"/> Permanent <input type="checkbox"/> Special <input type="checkbox"/> Attached Improvement Plan (PSL-F102A)		
<b>SCHOOL/OFFICE:</b>			

**Instructions and Guidelines**

1. This form is to be used as the official report of the performance evaluation for all classified personnel designated as non-management.
2. Reports on probationary or permanent personnel are to be made twice during the probationary period. Probationers need not be evaluated if elected less than three months. The second evaluation report will be required 60 calendar days prior to the completion of the probationary period. Reports on permanent personnel shall be made in accordance with the Union Agreement.
3. Additional reports on probationary or permanent personnel may be submitted by administrators responsible for evaluation at any time. They may also be required by the Associate Superintendent, Human Resource Services, and any administrator responsible for evaluation at such times as such additional reports are believed necessary or desirable for the improvement of performance (see Article XIV of the Union Agreement).
4. Reports shall be forwarded through and reviewed by higher level supervisors as described in current administrative bulletins and shall be received in Human Resource Services not later than 15 days after the date of preparation.
5. Whenever an item is marked "Does Not Meet Expectations," specific written factual statements describing the deficiency and recommending corrective actions shall be made in the Comments section or on an attached sheet. The overall evaluation on the back page of this report is to be completed for all employees, but should not be completed until all specific items have been considered. Employees whose overall evaluation "Does Not Meet Expectations" must be so informed orally and in writing. A letter giving detailed reasons for the evaluation must be attached to all copies of this report.
6. All employees are to sign the evaluation forms. If anyone is unwilling to do so, a witness shall certify that a copy was presented to the employee. Probationers do not have the right of appeal, but permanent personnel may appeal to the supervisor/administrator who completed the evaluation within 10 working days. The supervisor/administrator shall meet with the employee within 10 days in an attempt to resolve the appeal informally. If the employee is not satisfied with the result of the informal appeal, a written appeal may be filed to the Associate Superintendent, Human Resource Services, or designee; a final decision will be made 15 working days from the date the appeal was filed.
7. See Article XIV of the Union Agreement for regulations. Whenever there is a conflict between the above instructions and the Union Agreement, the latter shall prevail.
8. When this document is being used as a special evaluation, it must be noted as so, above in the section titled "Type of Evaluation." A special evaluation that requires an Improvement Plan must have the Improvement Plan attached on the authorized form (PSL-F102A). The fact that an Improvement Plan is attached must be noted above by marking the appropriate box under the section titled, "Types of Evaluation." Special evaluations can be used any time an employee's supervisor feels such reports will lead to improved performance (see Article 14.4.2). When a special evaluation is used in this way, an Improvement Plan must be attached.

## Standards for the Evaluation of the Performance of Classified Personnel

<b>Quality and Quantity of Work</b>	<b>Exceeds Expectations</b> (Explanation Needed)	<b>Meets Expectations</b>	<b>Does Not Meet Expectations</b> (Explanation Needed)
1. Work is accurate and complete.			
2. Takes pride in one's work.			
3. Meets time and work schedules.			
4. Performs assigned job tasks with precision and neatness.			
Comments:			

<b>Work Habits</b>	<b>Exceeds Expectations</b> (Explanation Needed)	<b>Meets Expectations</b>	<b>Does Not Meet Expectations</b> (Explanation Needed)
1. Observes rules, regulations, and prescribed procedures.			
2. Organizes work efficiently.			
3. Exercises proper care of materials and property.			
4. Gives proper attention to details.			
5. Is self-reliant and resourceful.			
6. Develops logical methods and techniques.			
7. Is industrious, alert, and decisive.			
8. Can be relied upon to carry out assignments as directed.			
9. Is rarely late or absent, and never without valid reason.			
10. Does not abuse break or lunch periods.			
Comments:			

<b>Attitudes</b>	<b>Exceeds Expectations</b> (Explanation Needed)	<b>Meets Expectations</b>	<b>Does Not Meet Expectations</b> (Explanation Needed)
1. Is flexible and willing to seek and try new ideas and methods.			
2. Seeks/accepts assistance when needed.			
3. Willingly accepts and accomplishes responsibilities of the job.			
4. Respects the confidential nature of information with which entrusted.			
5. Seeks opportunities to improve oneself in one's work.			
6. Works respectfully, effectively, and courteously with:			
• pupils			
• public			
• colleagues			
• supervisor			
Comments:			

<b>Personal Characteristics and Abilities</b>	<b>Exceeds Expectations</b> (Explanation Needed)	<b>Meets Expectations</b>	<b>Does Not Meet Expectations</b> (Explanation Needed)
1. Is well-groomed and appropriately dressed for one's work.			
2. Has the ability to perform the physical responsibilities of the job.			
Comments:			

**Note: Employees are to be evaluated on the following factors only when applicable.**

<b>Supervisory and Administrative Ability</b>	<b>Exceeds Expectations</b> (Explanation Needed)	<b>Meets Expectations</b>	<b>Does Not Meet Expectations</b> (Explanation Needed)
1. Recognizes that supervision is an essential aid to the improvement of performance.			
2. Helps those supervised to realize their potential.			
3. Is able to motivate those under one's supervision to work together harmoniously and effectively.			
4. Is aware of staff needs and takes steps to meet them.			
5. Evaluates the service of others honestly and accurately.			
6. Formulates objectives and plans, and organizes procedures effectively.			
7. Leads rather than directs, but directs when necessary.			
8. Enforces and executes, in a fair manner, board policies and administrative regulations in spirit, as well as in fact.			
9. Delegates appropriate responsibility with necessary authority and encouragement.			
10. Works for the good of the entire system, not just one's unit or department.			
Comments:			

<b>Analytical Ability</b>	<b>Exceeds Expectations</b> (Explanation Needed)	<b>Meets Expectations</b>	<b>Does Not Meet Expectations</b> (Explanation Needed)
1. Is accurate, thorough, and complete in analyzing data, facts, policies, laws, and rules.			
2. Presents one's analyses in well-organized, understandable form.			
Comments:			

**Recommendations and Commendatory Remarks:** (Required for any employee whose overall evaluation is marked with "Exceeds Expectations" or "Does Not Meet Expectations.")

**Special Abilities (Optional):**

**Overall Evaluation:** (A mark [X] in the appropriate box is required for all employees.)

Exceeds Expectations	Meets Expectations	Does Not Meet Expectations
<input type="checkbox"/>	<input type="checkbox"/>	<input type="checkbox"/>

**Recommendation:** I recommend this employee be:

Retained	Released (Probationary)	Dismissed (Permanent)
<input type="checkbox"/>	<input type="checkbox"/>	<input type="checkbox"/>

Signed: \_\_\_\_\_, Evaluator(s)

Print Name:

Print Title:

<b>Employee's Acknowledgment:</b> This report has been reviewed and discussed with me, and I have received a copy of it. My signature does not necessarily signify agreement.  _____ Employee's Signature  _____ Date	<b>Witness's Verification:</b> (To be used if employee is unwilling to sign.) I certify that a copy of this report was presented to the person named on the first page on:_____. Date  _____ Signature
--	--