



# 2019-20 Proposed Adopted Budget and Education Protection Account

Board Meeting  
June 20, 2019  
Agenda Item No. 9.4

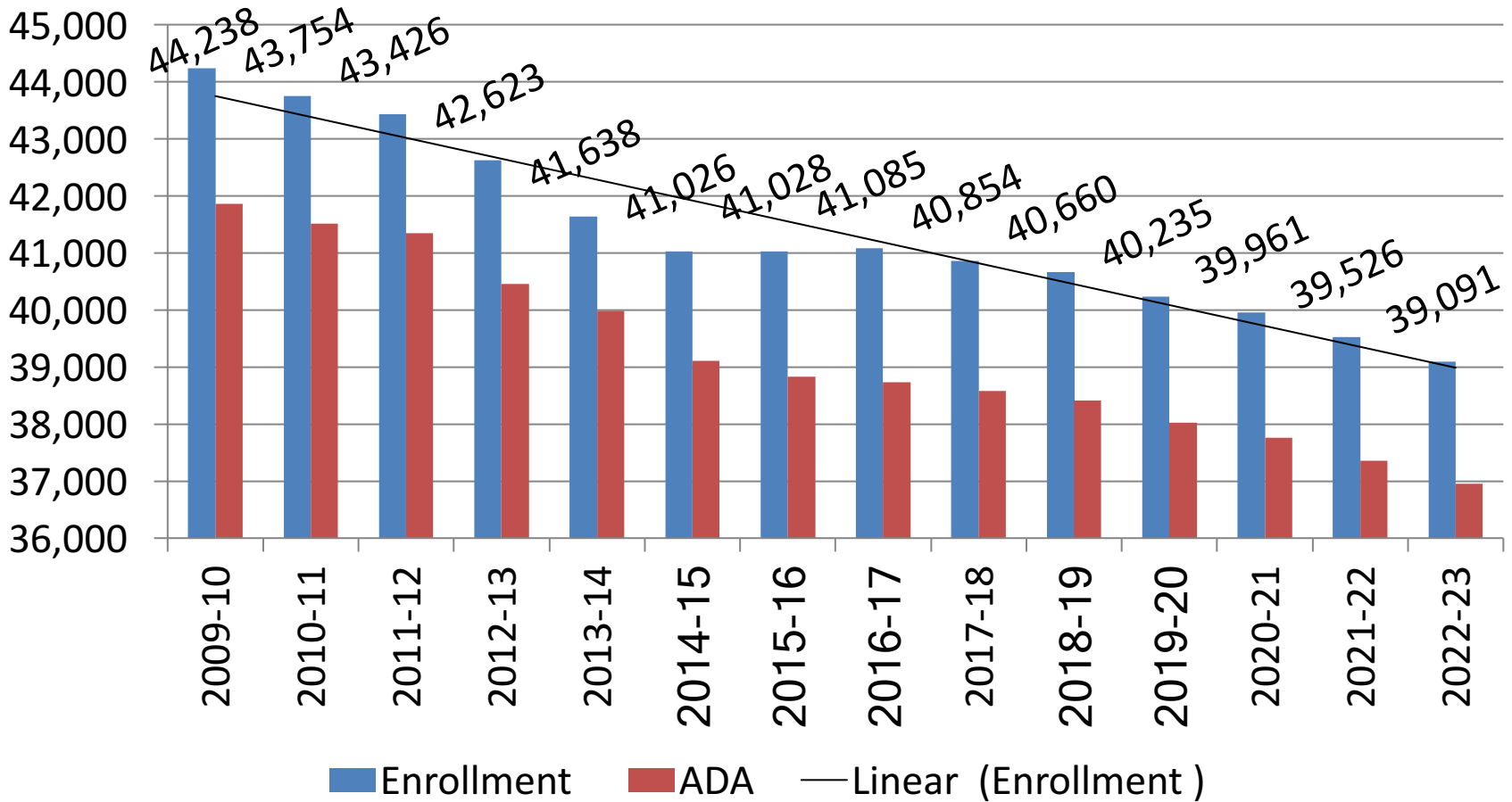
# Outline

- Proposed 2019-20 Budget
  - Education Protection Account
  - Enrollment Projections
  - Teacher Staffing Processes
  - Budget Highlights
- Multi-Year Summary
  - SACS Multi-Year Report – ***Official State Report***
  - Recommended Plan Multi-Year Report
- Major State Budget Education Items
- Recommend Adoption

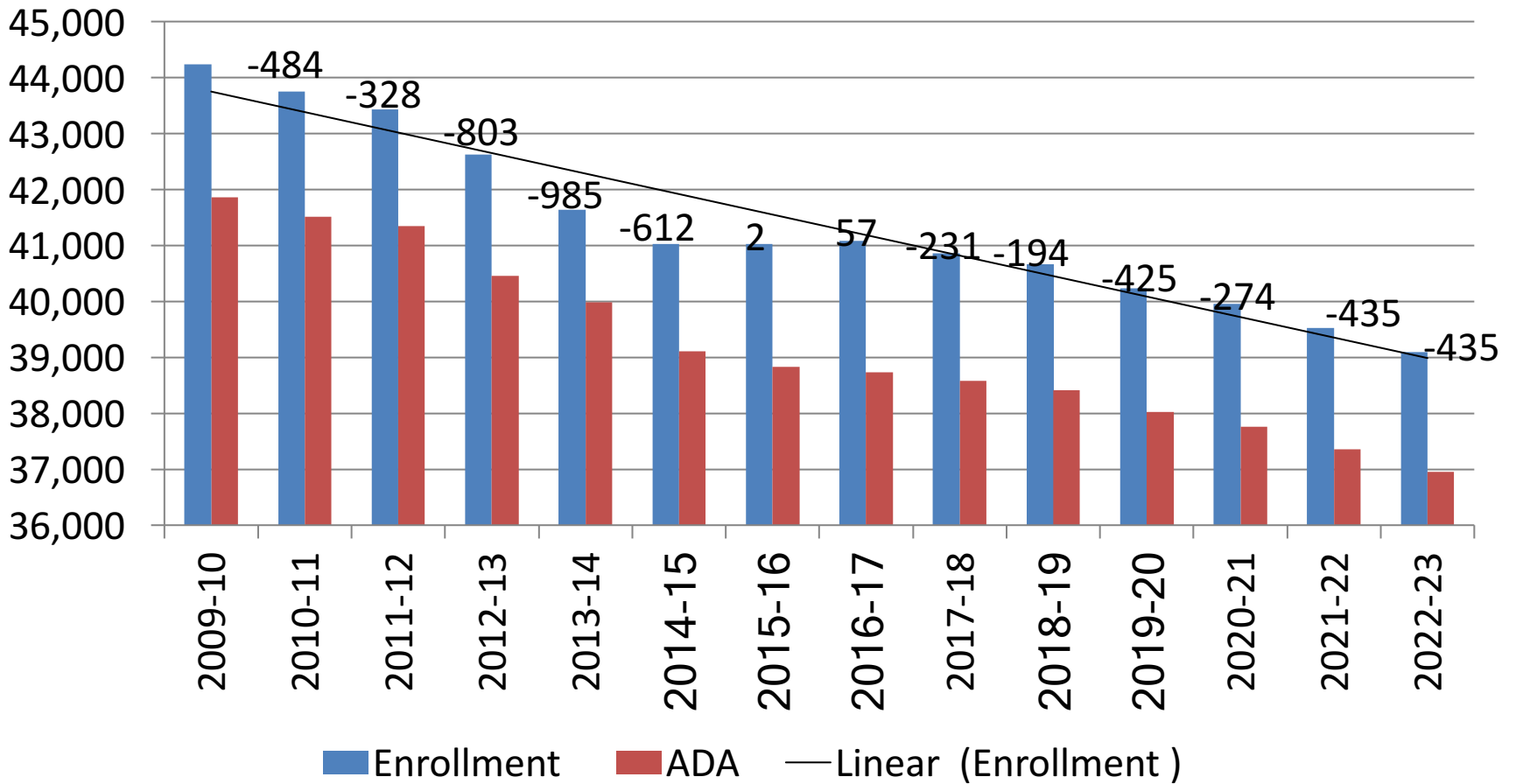
# Education Protection Account

- Proposition 30 temporary tax increase
  - Sales tax increase for 2013-2016
  - Personal income tax increase for 2012-2018
- Proposition 55 extends personal income tax through 2030
- Tax revenues received are placed into the Education Protection Account
- Proposition 30 and Proposition 55 include several accountability measures:
  - Governing board at a public hearing approves a spending plan
  - Funds cannot be used on administrative costs
  - Website publishing required
  - Annual financial audit
- Revenue – \$58,437,867
- Usage: All funds will be used for teacher salary/benefit costs

# Enrollment Trend

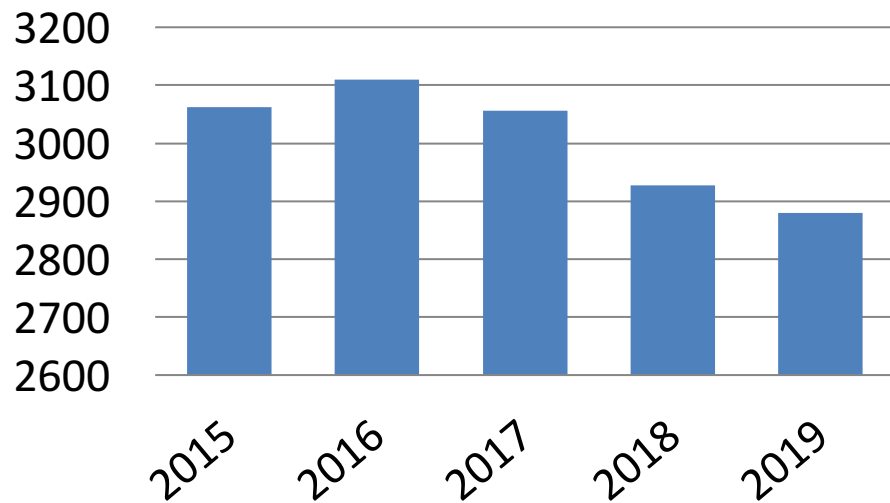


# Enrollment Trend



# Major Factors Impacting Enrollment Projections

## Kindergarten Enrollment



- Kindergarten Enrollment
  - Fall 2016 - 1.6% incr. +48
  - Fall 2017 - **1.7% loss** -54
  - Fall 2018 - **4.2% loss** -129
- Grade Cohort – **Avg. 2% loss**
  - Elementary/Middle **1% loss**
  - High School – **Avg. 5% loss**
    - 9<sup>th</sup> -**11% loss** with about half going to charter schools
- Residential Development

# Certificated Positions Approved Above Staffing Parameters at One-Stop

<b>Positions</b>	<b>Supp/Con LCAP #1.1</b>	<b>Restricted</b>	<b>Total</b>
Elementary Teachers	29.7		29.7
Middle School Teachers	18.2		18.2
High School Teachers	20	21	41.0
<b>Total Teacher Positions</b>	<b>67.9</b>	<b>21</b>	<b>88.9</b>

The above positions reduced the number of teachers impacted by layoffs

**Available on Sacramento City Unified website:**

1. School Staffing and Budget Allocation for 2019-20
2. Staffing Allocation for Teacher Positions by School Site

# Specific Schools

School	Enroll Chg	18-19 Teacher FTE	19-20 Teacher FTE	FTE Difference	19-20 FTE includes additional Teacher FTE
West Campus	-13	30.5	30.0	-0.5	4.0
Sutter Middle	-15	41.0	41.0	0.0	3.0
American Legion	-55	12.0	12.0	0.0	6.0
Crocker/Riverside	-14	25.0	25.0	0.0	1.0



# Teacher Staffing Process

- **One-Stop Staffing Process**
  - Determine staffing levels for new year based on enrollment/program
- **Layoff Process**
  - Teachers noticed through reduction in force process
- **Surplus Process**
  - Teachers guaranteed employment move to open position at another school
- **Opening of Schools Process**
  - Continual Review of Enrollment/Staffing Adjustment Process
- **Leveling Process**
  - Based on actual enrollment during first three weeks of school, teacher positions are adjusted

# Maintain Positions

LCAP	Position	Fee	Base	Supp/Con	Restricted
	Charter School Director	1.00			
	Gate Coordinator		0.50		0.50
	Induction Coordinator		0.85		0.15
1.7	Linked Learning Coordinator			0.50	0.50
1.6	Master Scheduler			1.00	
1.11	Research Data Coordinator II			1.00	
	Science Coordinator		0.50		0.50
2.5	SEL Director			1.00	
2.16	VAPA Coordinator			0.75	0.25
	<b>Total Maintain Positions</b>	<b>1.00</b>	<b>1.85</b>	<b>4.25</b>	<b>1.90</b>

**Available on Sacramento City Unified website:**

Program Impact and Justification Statements for Reinstating Positions

# Student Support Initiatives

LCAP Action Item	Student Initiative	Base	Sup/Con	Title I	Total
2.4	<b>Academic Stipends for Department Chairs</b>		\$ 0.21		\$ 0.21
1.11	<b>Offering PSAT, SAT to students</b>		\$ 0.19		\$ 0.19
1.11	<b>AP Tests</b>		\$ 0.50		\$ 0.50
2.15	<b>College/Career Visits</b>		\$ 0.25		\$ 0.25
1.18	Grade Level Readiness Programs		\$ 0.60	\$ 0.90	\$ 1.50
3.1	African American Achievement Task Force		\$ 0.15		\$ 0.15
2.15	Needs-based Scholarships for Experiential Learning		\$ 0.10		\$ 0.10
2.15	Student Clubs/Organizations		\$ 0.05		\$ 0.05
3.1	<b>Fingerprinting Support for Parents</b>		\$ 0.03		\$ 0.03
2.15	Music Instruction Technology		\$ 0.50		\$ 0.50
	<b>Sub-Total of Student Initiatives In <del>Supp/Con</del> Title I</b>		<b>\$ 2.58</b>	<b>\$ 0.90</b>	<b>\$ 3.48</b>
2.15	<b>Athletics</b>	\$ 1.64	\$ 0.36		\$ 2.00

Amounts in millions

**Bold Items are continuing initiatives**

# Multi-Year Summary

OFFICIAL SACS Multi-Year Report (in millions)	Estimated 2018-19	Projected 2019-20	Projected 2020-21	Projected 2021-22
Ongoing Net Change in Fund Balance	(\$13.26)	(\$12.35)	(\$21.05)	(\$25.56)
Net Unrestricted General Fund Balance	\$47.57	\$35.22	\$14.17	(\$14.85)
Reserve Level	8.54%	6.44%	2.48%	(2.63%)

Recommend Plan Multi-Year Report (in millions)	Estimated 2018-19	Projected 2019-20	Projected 2020-21	Projected 2021-22
Ongoing Net Change in Fund Balance	(\$13.26)	(\$12.35)	(\$5.05)	\$0.44
Net Unrestricted General Fund Balance	\$47.57	\$35.22	\$30.17	\$27.15
Required Ongoing Reductions			\$16.0	\$10.0
Reserve Level	8.54%	6.44%	5.43%	4.63%

# Major State Budget Education Items

Proposed State Budget Education Item	Estimated Difference from 2019-20 Proposed Budget
COLAs	No Change
LCFF	No Change
Employer Pension Rates (STRS, PERS)	Net Change of zero
Special Education Rates	\$2.3 million increase
Special Education 3-4 Year Olds with Disabilities	\$4.3 million increase
After School Program Rates	\$600,000 increase

**After State Budget is finalized, any new funds will be included in a future budget revision.**

Recommend Approval:

2019-20 Adopted Budget and  
Education Protection Account

End of Presentation

# Multi-Year Projection Assumptions

## **Revenues – LCFF May Revise COLA**

- 20-21 - 3.0% - \$8.4 million - Third Interim Change Increase - \$0.6 million
- 21-22 - 2.8% - \$8.6 million - Third Interim Change Decrease - \$0.5 million

## **Expense Changes Over 2020-21 and 2021-22**

- Increase contribution for STRS and PERS per statute - \$3.9 million
- Increase in Health 4% est. for future years - \$3.6 million
- Increase charter school contribution - \$0.7 million
- Increase utilities estimates per various authorities - \$1.1 million
- Increases in Special Education - \$14.6 million (\$7.3 million each year )
- Decrease teaching positions due to declining enrollment - \$1.5 million



# SACS Unrestricted General Fund – OFFICIAL REPORT

## Multi-Year Projections

	Projected 2018/19	Proposed 2019/20	Projected 2020/21	Projected 2021/22
<b>Ongoing Funds</b>				
Revenues	\$415.75	\$427.99	\$436.28	\$445.01
-Contributions	\$82.30	\$98.14	\$105.46	\$112.77
- Expenses, Sources/Uses	\$346.71	\$342.20	\$349.81	\$356.21
- Supplemental/Concentration Expanded Progr	\$0.00		\$2.06	\$1.59
Ongoing Net Change in Fund Balance	<b>(\$13.26)</b>	<b>(\$12.35)</b>	<b>(\$21.05)</b>	<b>(\$25.56)</b>
<b>One-Time Funds</b>				
Revenues	\$7.10	\$0.00	\$0.00	\$0.00
- One-Time Expenses	\$0.00	\$0.00	\$6.00	\$4.00
One Time Net Change in Fund Balance	<b>\$7.10</b>	<b>\$0.00</b>	<b>-\$6.00</b>	<b>-\$4.00</b>
<b>Total Unrestricted General Fund:</b>				
Beginning Balance	\$60.28	\$54.11	\$41.76	\$14.71
Ending Balance	\$54.11	\$41.76	\$14.71	-\$14.85
Component of the Ending Balance				
Cash, Inventory, Prepaid Assets	\$0.55	\$0.55	\$0.55	\$0.55
Designated Funds	\$6.00	\$6.00	\$0.00	\$0.00
Reserve for One-Time Expenses and Carryover	\$0.00	\$0.00	\$0.00	\$0.00
Net Unrestricted General Fund Balance	\$47.57	\$35.22	\$14.17	-\$15.40
<b>Required Ongoing Reductions</b>				
<b>Change in Reserve</b>	<b>(\$12.36)</b>	<b>(\$12.35)</b>	<b>(\$21.05)</b>	<b>(\$29.56)</b>
Reserve level	8.54%	6.44%	2.48%	-2.63%

# Recommended Plan for Unrestricted General Fund Multi-Year Projections

	Projected 2018/19	Proposed 2019/20	Projected 2020/21	Projected 2021/22
<b>Ongoing Funds</b>				
Revenues	\$415.75	\$427.99	\$436.28	\$445.01
-Contributions	\$82.30	\$98.14	\$105.46	\$112.77
- Expenses, Sources/Uses	\$346.71	\$342.20	\$333.81	\$330.21
- Supplemental/Concentration Expanded Programs			\$2.06	\$1.59
Ongoing Net Change in Fund Balance	<b>(\$13.26)</b>	<b>(\$12.35)</b>	<b>(\$5.05)</b>	<b>\$0.44</b>
<b>One-Time Funds</b>				
Revenues	\$7.10	\$0.00	\$0.00	\$0.00
- One-Time Expenses	\$0.00	\$0.00	\$6.00	\$4.00
One Time Net Change in Fund Balance	<b>\$7.10</b>	<b>\$0.00</b>	<b>-\$6.00</b>	<b>-\$4.00</b>
<b>Total Unrestricted General Fund:</b>				
Beginning Balance	\$60.28	\$54.11	\$41.76	\$30.71
Ending Balance	\$54.11	\$41.76	\$30.71	\$27.15
Component of the Ending Balance				
Cash, Inventory, Prepaid Assets	\$0.55	\$0.55	\$0.55	\$0.55
Designated Funds	\$6.00	\$6.00	\$0.00	\$0.00
Reserve for One-Time Expenses and Carryover	\$0.00	\$0.00	\$0.00	\$0.00
Net Unrestricted General Fund Balance	\$47.57	\$35.22	\$30.17	\$26.60
<b>Required Ongoing Reductions</b>			<b>\$16.00</b>	<b>\$10.00</b>
<b>Change in Reserve</b>	<b>(\$12.36)</b>	<b>(\$12.35)</b>	<b>(\$5.05)</b>	<b>(\$3.56)</b>
Reserve level	8.54%	6.44%	5.43%	4.63%