

**2016–17**  
**California English Language Development Test**

**School / Group Lists**

**for**

**Sacramento City Unified**

# SCHOOL/GROUP LIST

## 2016–17 California English Language Development Test

District Name: **Sacramento City Unified**

CDS: **34-67439-3430071**

School Name: **A.McClaskey (Warren) Adult**

Contact Name: _____
Phone Number: _____



**To complete the School/Group List (SGL):**

1. Write in the name and phone number for the school’s site coordinator. Do not attach labels with this information in this section.
2. Write in the **exact** number of students tested in the appropriate grade row. This number must match the number of students tested as indicated on the corresponding GIS.
  - Do **not** add your own grade rows. If you have multiple groups per grade, consolidate them into one group with one GIS.
  - Do **not** write in a “0” or write a slash through the Number Tested field for grades with no Answer Books submitted for this school.
  - Do **not** write outside of the Contact box and the Number Tested and Comment columns. All other marks will make this document unscannable.
3. Keep a photocopy of the completed document for your records.

Refer to Figure 10 and the instructions that follow it in the *2016–17 Edition District and Test Site Coordinator’s Manual* for additional instructions.

This is a scannable form. Do not alter it or create your own version. If photocopying this document to use as a master for monthly shipments, only photocopy onto white paper.

Contractor Use			Grade	Number Tested	Comments
Code	Did Not Receive	Received			
			K		
			1		
			2		
			3		
			4		
			5		
			6		
			7		
			8		
			9		
			10		
			11		
			12		
					Contractor Use



# SCHOOL/GROUP LIST

## 2016–17 California English Language Development Test

District Name: **Sacramento City Unified**

CDS: **34-67439-6034078**

School Name: **Alice Birney Inspired**

Contact Name: _____
Phone Number: _____



**To complete the School/Group List (SGL):**

1. Write in the name and phone number for the school’s site coordinator. Do not attach labels with this information in this section.
2. Write in the **exact** number of students tested in the appropriate grade row. This number must match the number of students tested as indicated on the corresponding GIS.
  - Do **not** add your own grade rows. If you have multiple groups per grade, consolidate them into one group with one GIS.
  - Do **not** write in a “0” or write a slash through the Number Tested field for grades with no Answer Books submitted for this school.
  - Do **not** write outside of the Contact box and the Number Tested and Comment columns. All other marks will make this document unscannable.
3. Keep a photocopy of the completed document for your records.

Refer to Figure 10 and the instructions that follow it in the *2016–17 Edition District and Test Site Coordinator’s Manual* for additional instructions.

This is a scannable form. Do not alter it or create your own version. If photocopying this document to use as a master for monthly shipments, only photocopy onto white paper.

Contractor Use			Grade	Number Tested	Comments
Code	Did Not Receive	Received			
			K		
			1		
			2		
			3		
			4		
			5		
			6		
			7		
			8		
			9		
			10		
			11		
			12		
					Contractor Use



# SCHOOL/GROUP LIST


## 2016–17 California English Language Development Test

District Name: **Sacramento City Unified**

CDS: **34-67439-3430154**

School Name: **American Legion High Cont.**

Contact Name: _____
Phone Number: _____



**To complete the School/Group List (SGL):**

1. Write in the name and phone number for the school’s site coordinator. Do not attach labels with this information in this section.
2. Write in the **exact** number of students tested in the appropriate grade row. This number must match the number of students tested as indicated on the corresponding GIS.
  - Do **not** add your own grade rows. If you have multiple groups per grade, consolidate them into one group with one GIS.
  - Do **not** write in a “0” or write a slash through the Number Tested field for grades with no Answer Books submitted for this school.
  - Do **not** write outside of the Contact box and the Number Tested and Comment columns. All other marks will make this document unscannable.
3. Keep a photocopy of the completed document for your records.

Refer to Figure 10 and the instructions that follow it in the *2016–17 Edition District and Test Site Coordinator’s Manual* for additional instructions.

This is a scannable form. Do not alter it or create your own version. If photocopying this document to use as a master for monthly shipments, only photocopy onto white paper.

Contractor Use			Grade	Number Tested	Comments
Code	Did Not Receive	Received			
			K		
			1		
			2		
			3		
			4		
			5		
			6		
			7		
			8		
			9		
			10		
			11		
			12		
					Contractor Use



## SCHOOL/GROUP LIST


### 2016–17 California English Language Development Test

District Name: **Sacramento City Unified**

CDS: **34-67439-0108951**

School Name: **Arthur A. Benjamin Health**

Contact Name: _____
Phone Number: _____



**To complete the School/Group List (SGL):**

1. Write in the name and phone number for the school’s site coordinator. Do not attach labels with this information in this section.
2. Write in the **exact** number of students tested in the appropriate grade row. This number must match the number of students tested as indicated on the corresponding GIS.
  - Do **not** add your own grade rows. If you have multiple groups per grade, consolidate them into one group with one GIS.
  - Do **not** write in a “0” or write a slash through the Number Tested field for grades with no Answer Books submitted for this school.
  - Do **not** write outside of the Contact box and the Number Tested and Comment columns. All other marks will make this document unscannable.
3. Keep a photocopy of the completed document for your records.

Refer to Figure 10 and the instructions that follow it in the *2016–17 Edition District and Test Site Coordinator’s Manual* for additional instructions.

This is a scannable form. Do not alter it or create your own version. If photocopying this document to use as a master for monthly shipments, only photocopy onto white paper.

Contractor Use			Grade	Number Tested	Comments
Code	Did Not Receive	Received			
			K		
			1		
			2		
			3		
			4		
			5		
			6		
			7		
			8		
			9		
			10		
			11		
			12		
					Contractor Use



# SCHOOL/GROUP LIST


## 2016–17 California English Language Development Test

District Name: **Sacramento City Unified**

CDS: **34-67439-6059307**

School Name: **Bacon (Fern) Middle**

Contact Name: _____
Phone Number: _____



**To complete the School/Group List (SGL):**

1. Write in the name and phone number for the school’s site coordinator. Do not attach labels with this information in this section.
2. Write in the **exact** number of students tested in the appropriate grade row. This number must match the number of students tested as indicated on the corresponding GIS.
  - Do **not** add your own grade rows. If you have multiple groups per grade, consolidate them into one group with one GIS.
  - Do **not** write in a “0” or write a slash through the Number Tested field for grades with no Answer Books submitted for this school.
  - Do **not** write outside of the Contact box and the Number Tested and Comment columns. All other marks will make this document unscannable.
3. Keep a photocopy of the completed document for your records.

Refer to Figure 10 and the instructions that follow it in the *2016–17 Edition District and Test Site Coordinator’s Manual* for additional instructions.

This is a scannable form. Do not alter it or create your own version. If photocopying this document to use as a master for monthly shipments, only photocopy onto white paper.

Contractor Use			Grade	Number Tested	Comments
Code	Did Not Receive	Received			
			K		
			1		
			2		
			3		
			4		
			5		
			6		
			7		
			8		
			9		
			10		
			11		
			12		
					Contractor Use



## SCHOOL/GROUP LIST


### 2016–17 California English Language Development Test

District Name: **Sacramento City Unified**

CDS: **34-67439-6033948**

School Name: **Baker (Ethel I.) Elementa**

Contact Name: _____
Phone Number: _____



**To complete the School/Group List (SGL):**

1. Write in the name and phone number for the school’s site coordinator. Do not attach labels with this information in this section.
2. Write in the **exact** number of students tested in the appropriate grade row. This number must match the number of students tested as indicated on the corresponding GIS.
  - Do **not** add your own grade rows. If you have multiple groups per grade, consolidate them into one group with one GIS.
  - Do **not** write in a “0” or write a slash through the Number Tested field for grades with no Answer Books submitted for this school.
  - Do **not** write outside of the Contact box and the Number Tested and Comment columns. All other marks will make this document unscannable.
3. Keep a photocopy of the completed document for your records.

Refer to Figure 10 and the instructions that follow it in the *2016–17 Edition District and Test Site Coordinator’s Manual* for additional instructions.

This is a scannable form. Do not alter it or create your own version. If photocopying this document to use as a master for monthly shipments, only photocopy onto white paper.

Contractor Use			Grade	Number Tested	Comments
Code	Did Not Receive	Received			
			K		
			1		
			2		
			3		
			4		
			5		
			6		
			7		
			8		
			9		
			10		
			11		
			12		
					Contractor Use



# SCHOOL/GROUP LIST

## 2016–17 California English Language Development Test

District Name: **Sacramento City Unified**

CDS: **34-67439-6034011**

School Name: **Bancroft (Hubert H.) Elem**

Contact Name: _____
Phone Number: _____



**To complete the School/Group List (SGL):**

1. Write in the name and phone number for the school’s site coordinator. Do not attach labels with this information in this section.
2. Write in the **exact** number of students tested in the appropriate grade row. This number must match the number of students tested as indicated on the corresponding GIS.
  - Do **not** add your own grade rows. If you have multiple groups per grade, consolidate them into one group with one GIS.
  - Do **not** write in a “0” or write a slash through the Number Tested field for grades with no Answer Books submitted for this school.
  - Do **not** write outside of the Contact box and the Number Tested and Comment columns. All other marks will make this document unscannable.
3. Keep a photocopy of the completed document for your records.

Refer to Figure 10 and the instructions that follow it in the *2016–17 Edition District and Test Site Coordinator’s Manual* for additional instructions.

This is a scannable form. Do not alter it or create your own version. If photocopying this document to use as a master for monthly shipments, only photocopy onto white paper.

Contractor Use			Grade	Number Tested	Comments
Code	Did Not Receive	Received			
			K		
			1		
			2		
			3		
			4		
			5		
			6		
			7		
			8		
			9		
			10		
			11		
			12		
					Contractor Use





# SCHOOL/GROUP LIST


## 2016–17 California English Language Development Test

District Name: **Sacramento City Unified**

CDS: **34-67439-6034045**

School Name: **Bidwell (John) Elementary**

Contact Name: _____
Phone Number: _____



**To complete the School/Group List (SGL):**

1. Write in the name and phone number for the school’s site coordinator. Do not attach labels with this information in this section.
2. Write in the **exact** number of students tested in the appropriate grade row. This number must match the number of students tested as indicated on the corresponding GIS.
  - Do **not** add your own grade rows. If you have multiple groups per grade, consolidate them into one group with one GIS.
  - Do **not** write in a “0” or write a slash through the Number Tested field for grades with no Answer Books submitted for this school.
  - Do **not** write outside of the Contact box and the Number Tested and Comment columns. All other marks will make this document unscannable.
3. Keep a photocopy of the completed document for your records.

Refer to Figure 10 and the instructions that follow it in the *2016–17 Edition District and Test Site Coordinator’s Manual* for additional instructions.

This is a scannable form. Do not alter it or create your own version. If photocopying this document to use as a master for monthly shipments, only photocopy onto white paper.

Contractor Use			Grade	Number Tested	Comments
Code	Did Not Receive	Received			
			K		
			1		
			2		
			3		
			4		
			5		
			6		
			7		
			8		
			9		
			10		
			11		
			12		
					Contractor Use



# SCHOOL/GROUP LIST


## 2016–17 California English Language Development Test

District Name: **Sacramento City Unified**

CDS: **34-67439-0131136**

School Name: **Bonnheim Community Charter**

Contact Name: _____
Phone Number: _____



**To complete the School/Group List (SGL):**

1. Write in the name and phone number for the school’s site coordinator. Do not attach labels with this information in this section.
2. Write in the **exact** number of students tested in the appropriate grade row. This number must match the number of students tested as indicated on the corresponding GIS.
  - Do **not** add your own grade rows. If you have multiple groups per grade, consolidate them into one group with one GIS.
  - Do **not** write in a “0” or write a slash through the Number Tested field for grades with no Answer Books submitted for this school.
  - Do **not** write outside of the Contact box and the Number Tested and Comment columns. All other marks will make this document unscannable.
3. Keep a photocopy of the completed document for your records.

Refer to Figure 10 and the instructions that follow it in the *2016–17 Edition District and Test Site Coordinator’s Manual* for additional instructions.

This is a scannable form. Do not alter it or create your own version. If photocopying this document to use as a master for monthly shipments, only photocopy onto white paper.

Contractor Use			Grade	Number Tested	Comments
Code	Did Not Receive	Received			
			K		
			1		
			2		
			3		
			4		
			5		
			6		
			7		
			8		
			9		
			10		
			11		
			12		
					Contractor Use



# SCHOOL/GROUP LIST


## 2016–17 California English Language Development Test

District Name: **Sacramento City Unified**

CDS: **34-67439-6034094**

School Name: **Bonnheim Elementary**

Contact Name: _____
Phone Number: _____



**To complete the School/Group List (SGL):**

1. Write in the name and phone number for the school’s site coordinator. Do not attach labels with this information in this section.
2. Write in the **exact** number of students tested in the appropriate grade row. This number must match the number of students tested as indicated on the corresponding GIS.
  - Do **not** add your own grade rows. If you have multiple groups per grade, consolidate them into one group with one GIS.
  - Do **not** write in a “0” or write a slash through the Number Tested field for grades with no Answer Books submitted for this school.
  - Do **not** write outside of the Contact box and the Number Tested and Comment columns. All other marks will make this document unscannable.
3. Keep a photocopy of the completed document for your records.

Refer to Figure 10 and the instructions that follow it in the *2016–17 Edition District and Test Site Coordinator’s Manual* for additional instructions.

This is a scannable form. Do not alter it or create your own version. If photocopying this document to use as a master for monthly shipments, only photocopy onto white paper.

Contractor Use			Grade	Number Tested	Comments
Code	Did Not Receive	Received			
			K		
			1		
			2		
			3		
			4		
			5		
			6		
			7		
			8		
			9		
			10		
			11		
			12		
					Contractor Use



# SCHOOL/GROUP LIST


## 2016–17 California English Language Development Test

District Name: **Sacramento City Unified**

CDS: **34-67439-6033799**

School Name: **Bowling Green Elementary**

Contact Name: _____
Phone Number: _____



**To complete the School/Group List (SGL):**

1. Write in the name and phone number for the school’s site coordinator. Do not attach labels with this information in this section.
2. Write in the **exact** number of students tested in the appropriate grade row. This number must match the number of students tested as indicated on the corresponding GIS.
  - Do **not** add your own grade rows. If you have multiple groups per grade, consolidate them into one group with one GIS.
  - Do **not** write in a “0” or write a slash through the Number Tested field for grades with no Answer Books submitted for this school.
  - Do **not** write outside of the Contact box and the Number Tested and Comment columns. All other marks will make this document unscannable.
3. Keep a photocopy of the completed document for your records.

Refer to Figure 10 and the instructions that follow it in the *2016–17 Edition District and Test Site Coordinator’s Manual* for additional instructions.

This is a scannable form. Do not alter it or create your own version. If photocopying this document to use as a master for monthly shipments, only photocopy onto white paper.

Contractor Use			Grade	Number Tested	Comments
Code	Did Not Receive	Received			
			K		
			1		
			2		
			3		
			4		
			5		
			6		
			7		
			8		
			9		
			10		
			11		
			12		
					Contractor Use



## SCHOOL/GROUP LIST


### 2016–17 California English Language Development Test

District Name: **Sacramento City Unified**

CDS: **34-67439-6059356**

School Name: **Brannan (Sam) Middle**

Contact Name: _____
Phone Number: _____



**To complete the School/Group List (SGL):**

1. Write in the name and phone number for the school’s site coordinator. Do not attach labels with this information in this section.
2. Write in the **exact** number of students tested in the appropriate grade row. This number must match the number of students tested as indicated on the corresponding GIS.
  - Do **not** add your own grade rows. If you have multiple groups per grade, consolidate them into one group with one GIS.
  - Do **not** write in a “0” or write a slash through the Number Tested field for grades with no Answer Books submitted for this school.
  - Do **not** write outside of the Contact box and the Number Tested and Comment columns. All other marks will make this document unscannable.
3. Keep a photocopy of the completed document for your records.

Refer to Figure 10 and the instructions that follow it in the *2016–17 Edition District and Test Site Coordinator’s Manual* for additional instructions.

This is a scannable form. Do not alter it or create your own version. If photocopying this document to use as a master for monthly shipments, only photocopy onto white paper.

Contractor Use			Grade	Number Tested	Comments
Code	Did Not Receive	Received			
			K		
			1		
			2		
			3		
			4		
			5		
			6		
			7		
			8		
			9		
			10		
			11		
			12		
					Contractor Use



# SCHOOL/GROUP LIST


## 2016–17 California English Language Development Test

District Name: **Sacramento City Unified**

CDS: **34-67439-6033807**

School Name: **Bret Harte Elementary**

Contact Name: _____
Phone Number: _____



**To complete the School/Group List (SGL):**

1. Write in the name and phone number for the school’s site coordinator. Do not attach labels with this information in this section.
2. Write in the **exact** number of students tested in the appropriate grade row. This number must match the number of students tested as indicated on the corresponding GIS.
  - Do **not** add your own grade rows. If you have multiple groups per grade, consolidate them into one group with one GIS.
  - Do **not** write in a “0” or write a slash through the Number Tested field for grades with no Answer Books submitted for this school.
  - Do **not** write outside of the Contact box and the Number Tested and Comment columns. All other marks will make this document unscannable.
3. Keep a photocopy of the completed document for your records.

Refer to Figure 10 and the instructions that follow it in the *2016–17 Edition District and Test Site Coordinator’s Manual* for additional instructions.

This is a scannable form. Do not alter it or create your own version. If photocopying this document to use as a master for monthly shipments, only photocopy onto white paper.

Contractor Use			Grade	Number Tested	Comments
Code	Did Not Receive	Received			
			K		
			1		
			2		
			3		
			4		
			5		
			6		
			7		
			8		
			9		
			10		
			11		
			12		
					Contractor Use



## SCHOOL/GROUP LIST


### 2016–17 California English Language Development Test

District Name: **Sacramento City Unified**

CDS: **34-67439-3431012**

School Name: **Burbank (Luther) High**

Contact Name: _____
Phone Number: _____



**To complete the School/Group List (SGL):**

1. Write in the name and phone number for the school’s site coordinator. Do not attach labels with this information in this section.
2. Write in the **exact** number of students tested in the appropriate grade row. This number must match the number of students tested as indicated on the corresponding GIS.
  - Do **not** add your own grade rows. If you have multiple groups per grade, consolidate them into one group with one GIS.
  - Do **not** write in a “0” or write a slash through the Number Tested field for grades with no Answer Books submitted for this school.
  - Do **not** write outside of the Contact box and the Number Tested and Comment columns. All other marks will make this document unscannable.
3. Keep a photocopy of the completed document for your records.

Refer to Figure 10 and the instructions that follow it in the *2016–17 Edition District and Test Site Coordinator’s Manual* for additional instructions.

This is a scannable form. Do not alter it or create your own version. If photocopying this document to use as a master for monthly shipments, only photocopy onto white paper.

Contractor Use			Grade	Number Tested	Comments
Code	Did Not Receive	Received			
			K		
			1		
			2		
			3		
			4		
			5		
			6		
			7		
			8		
			9		
			10		
			11		
			12		
					Contractor Use



# SCHOOL/GROUP LIST


## 2016–17 California English Language Development Test

District Name: **Sacramento City Unified**

CDS: **34-67439-6034052**

School Name: **Cabrillo (John) Elem.**

Contact Name: _____
Phone Number: _____



**To complete the School/Group List (SGL):**

1. Write in the name and phone number for the school’s site coordinator. Do not attach labels with this information in this section.
2. Write in the **exact** number of students tested in the appropriate grade row. This number must match the number of students tested as indicated on the corresponding GIS.
  - Do **not** add your own grade rows. If you have multiple groups per grade, consolidate them into one group with one GIS.
  - Do **not** write in a “0” or write a slash through the Number Tested field for grades with no Answer Books submitted for this school.
  - Do **not** write outside of the Contact box and the Number Tested and Comment columns. All other marks will make this document unscannable.
3. Keep a photocopy of the completed document for your records.

Refer to Figure 10 and the instructions that follow it in the *2016–17 Edition District and Test Site Coordinator’s Manual* for additional instructions.

This is a scannable form. Do not alter it or create your own version. If photocopying this document to use as a master for monthly shipments, only photocopy onto white paper.

Contractor Use			Grade	Number Tested	Comments
Code	Did Not Receive	Received			
			K		
			1		
			2		
			3		
			4		
			5		
			6		
			7		
			8		
			9		
			10		
			11		
			12		
					Contractor Use





# SCHOOL/GROUP LIST


## 2016–17 California English Language Development Test

District Name: **Sacramento City Unified**

CDS: **34-67439-6059281**

School Name: **California Middle**

Contact Name: _____
Phone Number: _____



**To complete the School/Group List (SGL):**

1. Write in the name and phone number for the school’s site coordinator. Do not attach labels with this information in this section.
2. Write in the **exact** number of students tested in the appropriate grade row. This number must match the number of students tested as indicated on the corresponding GIS.
  - Do **not** add your own grade rows. If you have multiple groups per grade, consolidate them into one group with one GIS.
  - Do **not** write in a “0” or write a slash through the Number Tested field for grades with no Answer Books submitted for this school.
  - Do **not** write outside of the Contact box and the Number Tested and Comment columns. All other marks will make this document unscannable.
3. Keep a photocopy of the completed document for your records.

Refer to Figure 10 and the instructions that follow it in the *2016–17 Edition District and Test Site Coordinator’s Manual* for additional instructions.

This is a scannable form. Do not alter it or create your own version. If photocopying this document to use as a master for monthly shipments, only photocopy onto white paper.

Contractor Use			Grade	Number Tested	Comments
Code	Did Not Receive	Received			
			K		
			1		
			2		
			3		
			4		
			5		
			6		
			7		
			8		
			9		
			10		
			11		
			12		
					Contractor Use



# SCHOOL/GROUP LIST


## 2016–17 California English Language Development Test

District Name: **Sacramento City Unified**

CDS: **34-67439-6033823**

School Name: **Camellia Elementary**

Contact Name: _____
Phone Number: _____



**To complete the School/Group List (SGL):**

1. Write in the name and phone number for the school’s site coordinator. Do not attach labels with this information in this section.
2. Write in the **exact** number of students tested in the appropriate grade row. This number must match the number of students tested as indicated on the corresponding GIS.
  - Do **not** add your own grade rows. If you have multiple groups per grade, consolidate them into one group with one GIS.
  - Do **not** write in a “0” or write a slash through the Number Tested field for grades with no Answer Books submitted for this school.
  - Do **not** write outside of the Contact box and the Number Tested and Comment columns. All other marks will make this document unscannable.
3. Keep a photocopy of the completed document for your records.

Refer to Figure 10 and the instructions that follow it in the *2016–17 Edition District and Test Site Coordinator’s Manual* for additional instructions.

This is a scannable form. Do not alter it or create your own version. If photocopying this document to use as a master for monthly shipments, only photocopy onto white paper.

Contractor Use			Grade	Number Tested	Comments
Code	Did Not Receive	Received			
			K		
			1		
			2		
			3		
			4		
			5		
			6		
			7		
			8		
			9		
			10		
			11		
			12		
					Contractor Use



# SCHOOL/GROUP LIST


## 2016–17 California English Language Development Test

District Name: **Sacramento City Unified**

CDS: **34-67439-3430519**

School Name: **Capital City**

Contact Name: _____
Phone Number: _____



**To complete the School/Group List (SGL):**

1. Write in the name and phone number for the school’s site coordinator. Do not attach labels with this information in this section.
2. Write in the **exact** number of students tested in the appropriate grade row. This number must match the number of students tested as indicated on the corresponding GIS.
  - Do **not** add your own grade rows. If you have multiple groups per grade, consolidate them into one group with one GIS.
  - Do **not** write in a “0” or write a slash through the Number Tested field for grades with no Answer Books submitted for this school.
  - Do **not** write outside of the Contact box and the Number Tested and Comment columns. All other marks will make this document unscannable.
3. Keep a photocopy of the completed document for your records.

Refer to Figure 10 and the instructions that follow it in the *2016–17 Edition District and Test Site Coordinator’s Manual* for additional instructions.

This is a scannable form. Do not alter it or create your own version. If photocopying this document to use as a master for monthly shipments, only photocopy onto white paper.

Contractor Use			Grade	Number Tested	Comments
Code	Did Not Receive	Received			
			K		
			1		
			2		
			3		
			4		
			5		
			6		
			7		
			8		
			9		
			10		
			11		
			12		
					Contractor Use



# SCHOOL/GROUP LIST


## 2016–17 California English Language Development Test

District Name: **Sacramento City Unified**

CDS: **34-67439-6061832**

School Name: **Carson (Kit) Middle**

Contact Name: _____
Phone Number: _____



**To complete the School/Group List (SGL):**

1. Write in the name and phone number for the school’s site coordinator. Do not attach labels with this information in this section.
2. Write in the **exact** number of students tested in the appropriate grade row. This number must match the number of students tested as indicated on the corresponding GIS.
  - Do **not** add your own grade rows. If you have multiple groups per grade, consolidate them into one group with one GIS.
  - Do **not** write in a “0” or write a slash through the Number Tested field for grades with no Answer Books submitted for this school.
  - Do **not** write outside of the Contact box and the Number Tested and Comment columns. All other marks will make this document unscannable.
3. Keep a photocopy of the completed document for your records.

Refer to Figure 10 and the instructions that follow it in the *2016–17 Edition District and Test Site Coordinator’s Manual* for additional instructions.

This is a scannable form. Do not alter it or create your own version. If photocopying this document to use as a master for monthly shipments, only photocopy onto white paper.

Contractor Use			Grade	Number Tested	Comments
Code	Did Not Receive	Received			
			K		
			1		
			2		
			3		
			4		
			5		
			6		
			7		
			8		
			9		
			10		
			11		
			12		
					Contractor Use



# SCHOOL/GROUP LIST


## 2016–17 California English Language Development Test

District Name: **Sacramento City Unified**

CDS: **34-67439-6119440**

School Name: **Cesar Chavez Intermediate**

Contact Name: _____
Phone Number: _____



**To complete the School/Group List (SGL):**

1. Write in the name and phone number for the school’s site coordinator. Do not attach labels with this information in this section.
2. Write in the **exact** number of students tested in the appropriate grade row. This number must match the number of students tested as indicated on the corresponding GIS.
  - Do **not** add your own grade rows. If you have multiple groups per grade, consolidate them into one group with one GIS.
  - Do **not** write in a “0” or write a slash through the Number Tested field for grades with no Answer Books submitted for this school.
  - Do **not** write outside of the Contact box and the Number Tested and Comment columns. All other marks will make this document unscannable.
3. Keep a photocopy of the completed document for your records.

Refer to Figure 10 and the instructions that follow it in the *2016–17 Edition District and Test Site Coordinator’s Manual* for additional instructions.

This is a scannable form. Do not alter it or create your own version. If photocopying this document to use as a master for monthly shipments, only photocopy onto white paper.

Contractor Use			Grade	Number Tested	Comments
Code	Did Not Receive	Received			
			K		
			1		
			2		
			3		
			4		
			5		
			6		
			7		
			8		
			9		
			10		
			11		
			12		
					Contractor Use



# SCHOOL/GROUP LIST


## 2016–17 California English Language Development Test

District Name: **Sacramento City Unified**

CDS: **34-67439-3430030**

School Name: **Charles A. Jones Education**

Contact Name: _____
Phone Number: _____



**To complete the School/Group List (SGL):**

1. Write in the name and phone number for the school’s site coordinator. Do not attach labels with this information in this section.
2. Write in the **exact** number of students tested in the appropriate grade row. This number must match the number of students tested as indicated on the corresponding GIS.
  - Do **not** add your own grade rows. If you have multiple groups per grade, consolidate them into one group with one GIS.
  - Do **not** write in a “0” or write a slash through the Number Tested field for grades with no Answer Books submitted for this school.
  - Do **not** write outside of the Contact box and the Number Tested and Comment columns. All other marks will make this document unscannable.
3. Keep a photocopy of the completed document for your records.

Refer to Figure 10 and the instructions that follow it in the *2016–17 Edition District and Test Site Coordinator’s Manual* for additional instructions.

This is a scannable form. Do not alter it or create your own version. If photocopying this document to use as a master for monthly shipments, only photocopy onto white paper.

Contractor Use			Grade	Number Tested	Comments
Code	Did Not Receive	Received			
			K		
			1		
			2		
			3		
			4		
			5		
			6		
			7		
			8		
			9		
			10		
			11		
			12		
					Contractor Use



# SCHOOL/GROUP LIST


## 2016–17 California English Language Development Test

District Name: **Sacramento City Unified**

CDS: **34-67439-6034029**

School Name: **Cohen (Isador) Elementary**

Contact Name: _____
Phone Number: _____



**To complete the School/Group List (SGL):**

1. Write in the name and phone number for the school’s site coordinator. Do not attach labels with this information in this section.
2. Write in the **exact** number of students tested in the appropriate grade row. This number must match the number of students tested as indicated on the corresponding GIS.
  - Do **not** add your own grade rows. If you have multiple groups per grade, consolidate them into one group with one GIS.
  - Do **not** write in a “0” or write a slash through the Number Tested field for grades with no Answer Books submitted for this school.
  - Do **not** write outside of the Contact box and the Number Tested and Comment columns. All other marks will make this document unscannable.
3. Keep a photocopy of the completed document for your records.

Refer to Figure 10 and the instructions that follow it in the *2016–17 Edition District and Test Site Coordinator’s Manual* for additional instructions.

This is a scannable form. Do not alter it or create your own version. If photocopying this document to use as a master for monthly shipments, only photocopy onto white paper.

Contractor Use			Grade	Number Tested	Comments
Code	Did Not Receive	Received			
			K		
			1		
			2		
			3		
			4		
			5		
			6		
			7		
			8		
			9		
			10		
			11		
			12		
					Contractor Use



# SCHOOL/GROUP LIST


## 2016–17 California English Language Development Test

District Name: **Sacramento City Unified**

CDS: **34-67439-6034243**

School Name: **Crocker/Riverside Elementa**

Contact Name: _____
Phone Number: _____



**To complete the School/Group List (SGL):**

1. Write in the name and phone number for the school’s site coordinator. Do not attach labels with this information in this section.
2. Write in the **exact** number of students tested in the appropriate grade row. This number must match the number of students tested as indicated on the corresponding GIS.
  - Do **not** add your own grade rows. If you have multiple groups per grade, consolidate them into one group with one GIS.
  - Do **not** write in a “0” or write a slash through the Number Tested field for grades with no Answer Books submitted for this school.
  - Do **not** write outside of the Contact box and the Number Tested and Comment columns. All other marks will make this document unscannable.
3. Keep a photocopy of the completed document for your records.

Refer to Figure 10 and the instructions that follow it in the *2016–17 Edition District and Test Site Coordinator’s Manual* for additional instructions.

This is a scannable form. Do not alter it or create your own version. If photocopying this document to use as a master for monthly shipments, only photocopy onto white paper.

Contractor Use			Grade	Number Tested	Comments
Code	Did Not Receive	Received			
			K		
			1		
			2		
			3		
			4		
			5		
			6		
			7		
			8		
			9		
			10		
			11		
			12		
					Contractor Use





## SCHOOL/GROUP LIST


### 2016–17 California English Language Development Test

District Name: **Sacramento City Unified**

CDS: **34-67439-6059315**

School Name: **Da Vinci (Leonardo)**

Contact Name: _____
Phone Number: _____



**To complete the School/Group List (SGL):**

1. Write in the name and phone number for the school’s site coordinator. Do not attach labels with this information in this section.
2. Write in the **exact** number of students tested in the appropriate grade row. This number must match the number of students tested as indicated on the corresponding GIS.
  - Do **not** add your own grade rows. If you have multiple groups per grade, consolidate them into one group with one GIS.
  - Do **not** write in a “0” or write a slash through the Number Tested field for grades with no Answer Books submitted for this school.
  - Do **not** write outside of the Contact box and the Number Tested and Comment columns. All other marks will make this document unscannable.
3. Keep a photocopy of the completed document for your records.

Refer to Figure 10 and the instructions that follow it in the *2016–17 Edition District and Test Site Coordinator’s Manual* for additional instructions.

This is a scannable form. Do not alter it or create your own version. If photocopying this document to use as a master for monthly shipments, only photocopy onto white paper.

Contractor Use			Grade	Number Tested	Comments
Code	Did Not Receive	Received			
			K		
			1		
			2		
			3		
			4		
			5		
			6		
			7		
			8		
			9		
			10		
			11		
			12		
					Contractor Use



# SCHOOL/GROUP LIST


## 2016–17 California English Language Development Test

District Name: **Sacramento City Unified**

CDS: **34-67439-6096168**

School Name: **Didion (Genevieve)**

Contact Name: _____
Phone Number: _____



**To complete the School/Group List (SGL):**

1. Write in the name and phone number for the school’s site coordinator. Do not attach labels with this information in this section.
2. Write in the **exact** number of students tested in the appropriate grade row. This number must match the number of students tested as indicated on the corresponding GIS.
  - Do **not** add your own grade rows. If you have multiple groups per grade, consolidate them into one group with one GIS.
  - Do **not** write in a “0” or write a slash through the Number Tested field for grades with no Answer Books submitted for this school.
  - Do **not** write outside of the Contact box and the Number Tested and Comment columns. All other marks will make this document unscannable.
3. Keep a photocopy of the completed document for your records.

Refer to Figure 10 and the instructions that follow it in the *2016–17 Edition District and Test Site Coordinator’s Manual* for additional instructions.

This is a scannable form. Do not alter it or create your own version. If photocopying this document to use as a master for monthly shipments, only photocopy onto white paper.

Contractor Use			Grade	Number Tested	Comments
Code	Did Not Receive	Received			
			K		
			1		
			2		
			3		
			4		
			5		
			6		
			7		
			8		
			9		
			10		
			11		
			12		
					Contractor Use



# SCHOOL/GROUP LIST


## 2016–17 California English Language Development Test

District Name: **Sacramento City Unified**

CDS: **34-67439-9999999**

School Name: **District Assessment Center**

Contact Name: _____
Phone Number: _____



**To complete the School/Group List (SGL):**

1. Write in the name and phone number for the school’s site coordinator. Do not attach labels with this information in this section.
2. Write in the **exact** number of students tested in the appropriate grade row. This number must match the number of students tested as indicated on the corresponding GIS.
  - Do **not** add your own grade rows. If you have multiple groups per grade, consolidate them into one group with one GIS.
  - Do **not** write in a “0” or write a slash through the Number Tested field for grades with no Answer Books submitted for this school.
  - Do **not** write outside of the Contact box and the Number Tested and Comment columns. All other marks will make this document unscannable.
3. Keep a photocopy of the completed document for your records.

Refer to Figure 10 and the instructions that follow it in the *2016–17 Edition District and Test Site Coordinator’s Manual* for additional instructions.

This is a scannable form. Do not alter it or create your own version. If photocopying this document to use as a master for monthly shipments, only photocopy onto white paper.

Contractor Use			Grade	Number Tested	Comments
Code	Did Not Receive	Received			
			K		
			1		
			2		
			3		
			4		
			5		
			6		
			7		
			8		
			9		
			10		
			11		
			12		
					Contractor Use



# SCHOOL/GROUP LIST


## 2016–17 California English Language Development Test

District Name: **Sacramento City Unified**

CDS: **34-67439-0000001**

School Name: **District Students in NPS**

Contact Name: _____
Phone Number: _____



**To complete the School/Group List (SGL):**

1. Write in the name and phone number for the school’s site coordinator. Do not attach labels with this information in this section.
2. Write in the **exact** number of students tested in the appropriate grade row. This number must match the number of students tested as indicated on the corresponding GIS.
  - Do **not** add your own grade rows. If you have multiple groups per grade, consolidate them into one group with one GIS.
  - Do **not** write in a “0” or write a slash through the Number Tested field for grades with no Answer Books submitted for this school.
  - Do **not** write outside of the Contact box and the Number Tested and Comment columns. All other marks will make this document unscannable.
3. Keep a photocopy of the completed document for your records.

Refer to Figure 10 and the instructions that follow it in the *2016–17 Edition District and Test Site Coordinator’s Manual* for additional instructions.

This is a scannable form. Do not alter it or create your own version. If photocopying this document to use as a master for monthly shipments, only photocopy onto white paper.

Contractor Use			Grade	Number Tested	Comments
Code	Did Not Receive	Received			
			K		
			1		
			2		
			3		
			4		
			5		
			6		
			7		
			8		
			9		
			10		
			11		
			12		
					Contractor Use



# SCHOOL/GROUP LIST


## 2016–17 California English Language Development Test

District Name: **Sacramento City Unified**

CDS: **34-67439-6033914**

School Name: **Edward Kemble Elementary**

Contact Name: _____
Phone Number: _____



**To complete the School/Group List (SGL):**

1. Write in the name and phone number for the school’s site coordinator. Do not attach labels with this information in this section.
2. Write in the **exact** number of students tested in the appropriate grade row. This number must match the number of students tested as indicated on the corresponding GIS.
  - Do **not** add your own grade rows. If you have multiple groups per grade, consolidate them into one group with one GIS.
  - Do **not** write in a “0” or write a slash through the Number Tested field for grades with no Answer Books submitted for this school.
  - Do **not** write outside of the Contact box and the Number Tested and Comment columns. All other marks will make this document unscannable.
3. Keep a photocopy of the completed document for your records.

Refer to Figure 10 and the instructions that follow it in the *2016–17 Edition District and Test Site Coordinator’s Manual* for additional instructions.

This is a scannable form. Do not alter it or create your own version. If photocopying this document to use as a master for monthly shipments, only photocopy onto white paper.

Contractor Use			Grade	Number Tested	Comments
Code	Did Not Receive	Received			
			K		
			1		
			2		
			3		
			4		
			5		
			6		
			7		
			8		
			9		
			10		
			11		
			12		
					Contractor Use



# SCHOOL/GROUP LIST


## 2016–17 California English Language Development Test

District Name: **Sacramento City Unified**

CDS: **34-67439-6059273**

School Name: **Einstein (Albert) Middle**

Contact Name: _____
Phone Number: _____



**To complete the School/Group List (SGL):**

1. Write in the name and phone number for the school’s site coordinator. Do not attach labels with this information in this section.
2. Write in the **exact** number of students tested in the appropriate grade row. This number must match the number of students tested as indicated on the corresponding GIS.
  - Do **not** add your own grade rows. If you have multiple groups per grade, consolidate them into one group with one GIS.
  - Do **not** write in a “0” or write a slash through the Number Tested field for grades with no Answer Books submitted for this school.
  - Do **not** write outside of the Contact box and the Number Tested and Comment columns. All other marks will make this document unscannable.
3. Keep a photocopy of the completed document for your records.

Refer to Figure 10 and the instructions that follow it in the *2016–17 Edition District and Test Site Coordinator’s Manual* for additional instructions.

This is a scannable form. Do not alter it or create your own version. If photocopying this document to use as a master for monthly shipments, only photocopy onto white paper.

Contractor Use			Grade	Number Tested	Comments
Code	Did Not Receive	Received			
			K		
			1		
			2		
			3		
			4		
			5		
			6		
			7		
			8		
			9		
			10		
			11		
			12		
					Contractor Use



# SCHOOL/GROUP LIST


## 2016–17 California English Language Development Test

District Name: **Sacramento City Unified**

CDS: **34-67439-6033930**

School Name: **Elder Creek Elementary**

Contact Name: _____
Phone Number: _____



**To complete the School/Group List (SGL):**

1. Write in the name and phone number for the school’s site coordinator. Do not attach labels with this information in this section.
2. Write in the **exact** number of students tested in the appropriate grade row. This number must match the number of students tested as indicated on the corresponding GIS.
  - Do **not** add your own grade rows. If you have multiple groups per grade, consolidate them into one group with one GIS.
  - Do **not** write in a “0” or write a slash through the Number Tested field for grades with no Answer Books submitted for this school.
  - Do **not** write outside of the Contact box and the Number Tested and Comment columns. All other marks will make this document unscannable.
3. Keep a photocopy of the completed document for your records.

Refer to Figure 10 and the instructions that follow it in the *2016–17 Edition District and Test Site Coordinator’s Manual* for additional instructions.

This is a scannable form. Do not alter it or create your own version. If photocopying this document to use as a master for monthly shipments, only photocopy onto white paper.

Contractor Use			Grade	Number Tested	Comments
Code	Did Not Receive	Received			
			K		
			1		
			2		
			3		
			4		
			5		
			6		
			7		
			8		
			9		
			10		
			11		
			12		
					Contractor Use



## SCHOOL/GROUP LIST


### 2016–17 California English Language Development Test

District Name: **Sacramento City Unified**

CDS: **34-67439-6034177**

School Name: **Erlewine (O. W.) Elementar**

Contact Name: _____
Phone Number: _____



**To complete the School/Group List (SGL):**

1. Write in the name and phone number for the school’s site coordinator. Do not attach labels with this information in this section.
2. Write in the **exact** number of students tested in the appropriate grade row. This number must match the number of students tested as indicated on the corresponding GIS.
  - Do **not** add your own grade rows. If you have multiple groups per grade, consolidate them into one group with one GIS.
  - Do **not** write in a “0” or write a slash through the Number Tested field for grades with no Answer Books submitted for this school.
  - Do **not** write outside of the Contact box and the Number Tested and Comment columns. All other marks will make this document unscannable.
3. Keep a photocopy of the completed document for your records.

Refer to Figure 10 and the instructions that follow it in the *2016–17 Edition District and Test Site Coordinator’s Manual* for additional instructions.

This is a scannable form. Do not alter it or create your own version. If photocopying this document to use as a master for monthly shipments, only photocopy onto white paper.

Contractor Use			Grade	Number Tested	Comments
Code	Did Not Receive	Received			
			K		
			1		
			2		
			3		
			4		
			5		
			6		
			7		
			8		
			9		
			10		
			11		
			12		
					Contractor Use





# SCHOOL/GROUP LIST


## 2016–17 California English Language Development Test

District Name: **Sacramento City Unified**

CDS: **34-67439-6110662**

School Name: **Father Keith B. Kenny Elem**

Contact Name: _____
Phone Number: _____



**To complete the School/Group List (SGL):**

1. Write in the name and phone number for the school’s site coordinator. Do not attach labels with this information in this section.
2. Write in the **exact** number of students tested in the appropriate grade row. This number must match the number of students tested as indicated on the corresponding GIS.
  - Do **not** add your own grade rows. If you have multiple groups per grade, consolidate them into one group with one GIS.
  - Do **not** write in a “0” or write a slash through the Number Tested field for grades with no Answer Books submitted for this school.
  - Do **not** write outside of the Contact box and the Number Tested and Comment columns. All other marks will make this document unscannable.
3. Keep a photocopy of the completed document for your records.

Refer to Figure 10 and the instructions that follow it in the *2016–17 Edition District and Test Site Coordinator’s Manual* for additional instructions.

This is a scannable form. Do not alter it or create your own version. If photocopying this document to use as a master for monthly shipments, only photocopy onto white paper.

Contractor Use			Grade	Number Tested	Comments
Code	Did Not Receive	Received			
			K		
			1		
			2		
			3		
			4		
			5		
			6		
			7		
			8		
			9		
			10		
			11		
			12		
					Contractor Use



# SCHOOL/GROUP LIST


## 2016–17 California English Language Development Test

District Name: **Sacramento City Unified**

CDS: **34-67439-6033963**

School Name: **Freeport Elementary**

Contact Name: _____
Phone Number: _____



**To complete the School/Group List (SGL):**

1. Write in the name and phone number for the school’s site coordinator. Do not attach labels with this information in this section.
2. Write in the **exact** number of students tested in the appropriate grade row. This number must match the number of students tested as indicated on the corresponding GIS.
  - Do **not** add your own grade rows. If you have multiple groups per grade, consolidate them into one group with one GIS.
  - Do **not** write in a “0” or write a slash through the Number Tested field for grades with no Answer Books submitted for this school.
  - Do **not** write outside of the Contact box and the Number Tested and Comment columns. All other marks will make this document unscannable.
3. Keep a photocopy of the completed document for your records.

Refer to Figure 10 and the instructions that follow it in the *2016–17 Edition District and Test Site Coordinator’s Manual* for additional instructions.

This is a scannable form. Do not alter it or create your own version. If photocopying this document to use as a master for monthly shipments, only photocopy onto white paper.

Contractor Use			Grade	Number Tested	Comments
Code	Did Not Receive	Received			
			K		
			1		
			2		
			3		
			4		
			5		
			6		
			7		
			8		
			9		
			10		
			11		
			12		
					Contractor Use



# SCHOOL/GROUP LIST


## 2016–17 California English Language Development Test

District Name: **Sacramento City Unified**

CDS: **34-67439-3433323**

School Name: **Fremont Adult Education**

Contact Name: _____
Phone Number: _____



**To complete the School/Group List (SGL):**

1. Write in the name and phone number for the school’s site coordinator. Do not attach labels with this information in this section.
2. Write in the **exact** number of students tested in the appropriate grade row. This number must match the number of students tested as indicated on the corresponding GIS.
  - Do **not** add your own grade rows. If you have multiple groups per grade, consolidate them into one group with one GIS.
  - Do **not** write in a “0” or write a slash through the Number Tested field for grades with no Answer Books submitted for this school.
  - Do **not** write outside of the Contact box and the Number Tested and Comment columns. All other marks will make this document unscannable.
3. Keep a photocopy of the completed document for your records.

Refer to Figure 10 and the instructions that follow it in the *2016–17 Edition District and Test Site Coordinator’s Manual* for additional instructions.

This is a scannable form. Do not alter it or create your own version. If photocopying this document to use as a master for monthly shipments, only photocopy onto white paper.

Contractor Use			Grade	Number Tested	Comments
Code	Did Not Receive	Received			
			K		
			1		
			2		
			3		
			4		
			5		
			6		
			7		
			8		
			9		
			10		
			11		
			12		
					Contractor Use



# SCHOOL/GROUP LIST


## 2016–17 California English Language Development Test

District Name: **Sacramento City Unified**

CDS: **34-67439-6033989**

School Name: **Fruit Ridge Elementary**

Contact Name: _____
Phone Number: _____



**To complete the School/Group List (SGL):**

1. Write in the name and phone number for the school’s site coordinator. Do not attach labels with this information in this section.
2. Write in the **exact** number of students tested in the appropriate grade row. This number must match the number of students tested as indicated on the corresponding GIS.
  - Do **not** add your own grade rows. If you have multiple groups per grade, consolidate them into one group with one GIS.
  - Do **not** write in a “0” or write a slash through the Number Tested field for grades with no Answer Books submitted for this school.
  - Do **not** write outside of the Contact box and the Number Tested and Comment columns. All other marks will make this document unscannable.
3. Keep a photocopy of the completed document for your records.

Refer to Figure 10 and the instructions that follow it in the *2016–17 Edition District and Test Site Coordinator’s Manual* for additional instructions.

This is a scannable form. Do not alter it or create your own version. If photocopying this document to use as a master for monthly shipments, only photocopy onto white paper.

Contractor Use			Grade	Number Tested	Comments
Code	Did Not Receive	Received			
			K		
			1		
			2		
			3		
			4		
			5		
			6		
			7		
			8		
			9		
			10		
			11		
			12		
					Contractor Use



# SCHOOL/GROUP LIST


## 2016–17 California English Language Development Test

District Name: **Sacramento City Unified**

CDS: **34-67439-0101899**

School Name: **George Washington Carver S**

Contact Name: _____
Phone Number: _____



**To complete the School/Group List (SGL):**

1. Write in the name and phone number for the school’s site coordinator. Do not attach labels with this information in this section.
2. Write in the **exact** number of students tested in the appropriate grade row. This number must match the number of students tested as indicated on the corresponding GIS.
  - Do **not** add your own grade rows. If you have multiple groups per grade, consolidate them into one group with one GIS.
  - Do **not** write in a “0” or write a slash through the Number Tested field for grades with no Answer Books submitted for this school.
  - Do **not** write outside of the Contact box and the Number Tested and Comment columns. All other marks will make this document unscannable.
3. Keep a photocopy of the completed document for your records.

Refer to Figure 10 and the instructions that follow it in the *2016–17 Edition District and Test Site Coordinator’s Manual* for additional instructions.

This is a scannable form. Do not alter it or create your own version. If photocopying this document to use as a master for monthly shipments, only photocopy onto white paper.

Contractor Use			Grade	Number Tested	Comments
Code	Did Not Receive	Received			
			K		
			1		
			2		
			3		
			4		
			5		
			6		
			7		
			8		
			9		
			10		
			11		
			12		
					Contractor Use



# SCHOOL/GROUP LIST


## 2016–17 California English Language Development Test

District Name: **Sacramento City Unified**

CDS: **34-67439-6097083**

School Name: **Golden Empire Elementary**

Contact Name: _____
Phone Number: _____



**To complete the School/Group List (SGL):**

1. Write in the name and phone number for the school’s site coordinator. Do not attach labels with this information in this section.
2. Write in the **exact** number of students tested in the appropriate grade row. This number must match the number of students tested as indicated on the corresponding GIS.
  - Do **not** add your own grade rows. If you have multiple groups per grade, consolidate them into one group with one GIS.
  - Do **not** write in a “0” or write a slash through the Number Tested field for grades with no Answer Books submitted for this school.
  - Do **not** write outside of the Contact box and the Number Tested and Comment columns. All other marks will make this document unscannable.
3. Keep a photocopy of the completed document for your records.

Refer to Figure 10 and the instructions that follow it in the *2016–17 Edition District and Test Site Coordinator’s Manual* for additional instructions.

This is a scannable form. Do not alter it or create your own version. If photocopying this document to use as a master for monthly shipments, only photocopy onto white paper.

Contractor Use			Grade	Number Tested	Comments
Code	Did Not Receive	Received			
			K		
			1		
			2		
			3		
			4		
			5		
			6		
			7		
			8		
			9		
			10		
			11		
			12		

Contractor Use



# SCHOOL/GROUP LIST


## 2016–17 California English Language Development Test

District Name: **Sacramento City Unified**

CDS: **34-67439-6033815**

School Name: **Greenwood**

Contact Name: _____
Phone Number: _____



**To complete the School/Group List (SGL):**

1. Write in the name and phone number for the school’s site coordinator. Do not attach labels with this information in this section.
2. Write in the **exact** number of students tested in the appropriate grade row. This number must match the number of students tested as indicated on the corresponding GIS.
  - Do **not** add your own grade rows. If you have multiple groups per grade, consolidate them into one group with one GIS.
  - Do **not** write in a “0” or write a slash through the Number Tested field for grades with no Answer Books submitted for this school.
  - Do **not** write outside of the Contact box and the Number Tested and Comment columns. All other marks will make this document unscannable.
3. Keep a photocopy of the completed document for your records.

Refer to Figure 10 and the instructions that follow it in the *2016–17 Edition District and Test Site Coordinator’s Manual* for additional instructions.

This is a scannable form. Do not alter it or create your own version. If photocopying this document to use as a master for monthly shipments, only photocopy onto white paper.

Contractor Use			Grade	Number Tested	Comments
Code	Did Not Receive	Received			
			K		
			1		
			2		
			3		
			4		
			5		
			6		
			7		
			8		
			9		
			10		
			11		
			12		
					Contractor Use



# SCHOOL/GROUP LIST


## 2016–17 California English Language Development Test

District Name: **Sacramento City Unified**

CDS: **34-67439-6033997**

School Name: **Harkness (H. W.) Elem.**

Contact Name: _____
Phone Number: _____



**To complete the School/Group List (SGL):**

1. Write in the name and phone number for the school’s site coordinator. Do not attach labels with this information in this section.
2. Write in the **exact** number of students tested in the appropriate grade row. This number must match the number of students tested as indicated on the corresponding GIS.
  - Do **not** add your own grade rows. If you have multiple groups per grade, consolidate them into one group with one GIS.
  - Do **not** write in a “0” or write a slash through the Number Tested field for grades with no Answer Books submitted for this school.
  - Do **not** write outside of the Contact box and the Number Tested and Comment columns. All other marks will make this document unscannable.
3. Keep a photocopy of the completed document for your records.

Refer to Figure 10 and the instructions that follow it in the *2016–17 Edition District and Test Site Coordinator’s Manual* for additional instructions.

This is a scannable form. Do not alter it or create your own version. If photocopying this document to use as a master for monthly shipments, only photocopy onto white paper.

Contractor Use			Grade	Number Tested	Comments
Code	Did Not Receive	Received			
			K		
			1		
			2		
			3		
			4		
			5		
			6		
			7		
			8		
			9		
			10		
			11		
			12		
					Contractor Use





# SCHOOL/GROUP LIST


## 2016–17 California English Language Development Test

District Name: **Sacramento City Unified**

CDS: **34-67439-6034227**

School Name: **Hearst Elementary**

Contact Name: _____
Phone Number: _____



**To complete the School/Group List (SGL):**

1. Write in the name and phone number for the school’s site coordinator. Do not attach labels with this information in this section.
2. Write in the **exact** number of students tested in the appropriate grade row. This number must match the number of students tested as indicated on the corresponding GIS.
  - Do **not** add your own grade rows. If you have multiple groups per grade, consolidate them into one group with one GIS.
  - Do **not** write in a “0” or write a slash through the Number Tested field for grades with no Answer Books submitted for this school.
  - Do **not** write outside of the Contact box and the Number Tested and Comment columns. All other marks will make this document unscannable.
3. Keep a photocopy of the completed document for your records.

Refer to Figure 10 and the instructions that follow it in the *2016–17 Edition District and Test Site Coordinator’s Manual* for additional instructions.

This is a scannable form. Do not alter it or create your own version. If photocopying this document to use as a master for monthly shipments, only photocopy onto white paper.

Contractor Use			Grade	Number Tested	Comments
Code	Did Not Receive	Received			
			K		
			1		
			2		
			3		
			4		
			5		
			6		
			7		
			8		
			9		
			10		
			11		
			12		
					Contractor Use



# SCHOOL/GROUP LIST


## 2016–17 California English Language Development Test

District Name: **Sacramento City Unified**

CDS: **34-67439-6034003**

School Name: **Hollywood Park Elementary**

Contact Name: _____
Phone Number: _____



**To complete the School/Group List (SGL):**

1. Write in the name and phone number for the school’s site coordinator. Do not attach labels with this information in this section.
2. Write in the **exact** number of students tested in the appropriate grade row. This number must match the number of students tested as indicated on the corresponding GIS.
  - Do **not** add your own grade rows. If you have multiple groups per grade, consolidate them into one group with one GIS.
  - Do **not** write in a “0” or write a slash through the Number Tested field for grades with no Answer Books submitted for this school.
  - Do **not** write outside of the Contact box and the Number Tested and Comment columns. All other marks will make this document unscannable.
3. Keep a photocopy of the completed document for your records.

Refer to Figure 10 and the instructions that follow it in the *2016–17 Edition District and Test Site Coordinator’s Manual* for additional instructions.

This is a scannable form. Do not alter it or create your own version. If photocopying this document to use as a master for monthly shipments, only photocopy onto white paper.

Contractor Use			Grade	Number Tested	Comments
Code	Did Not Receive	Received			
			K		
			1		
			2		
			3		
			4		
			5		
			6		
			7		
			8		
			9		
			10		
			11		
			12		
					Contractor Use



# SCHOOL/GROUP LIST


## 2016–17 California English Language Development Test

District Name: **Sacramento City Unified**

CDS: **34-67439-3467439**

School Name: **Home/hospital and independ**

Contact Name: _____
Phone Number: _____



**To complete the School/Group List (SGL):**

1. Write in the name and phone number for the school’s site coordinator. Do not attach labels with this information in this section.
2. Write in the **exact** number of students tested in the appropriate grade row. This number must match the number of students tested as indicated on the corresponding GIS.
  - Do **not** add your own grade rows. If you have multiple groups per grade, consolidate them into one group with one GIS.
  - Do **not** write in a “0” or write a slash through the Number Tested field for grades with no Answer Books submitted for this school.
  - Do **not** write outside of the Contact box and the Number Tested and Comment columns. All other marks will make this document unscannable.
3. Keep a photocopy of the completed document for your records.

Refer to Figure 10 and the instructions that follow it in the *2016–17 Edition District and Test Site Coordinator’s Manual* for additional instructions.

This is a scannable form. Do not alter it or create your own version. If photocopying this document to use as a master for monthly shipments, only photocopy onto white paper.

Contractor Use			Grade	Number Tested	Comments
Code	Did Not Receive	Received			
			K		
			1		
			2		
			3		
			4		
			5		
			6		
			7		
			8		
			9		
			10		
			11		
			12		
					Contractor Use



# SCHOOL/GROUP LIST


## 2016–17 California English Language Development Test

District Name: **Sacramento City Unified**

CDS: **34-67439-6033856**

School Name: **Huntington (Collis) Elem.**

Contact Name: _____
Phone Number: _____



**To complete the School/Group List (SGL):**

1. Write in the name and phone number for the school’s site coordinator. Do not attach labels with this information in this section.
2. Write in the **exact** number of students tested in the appropriate grade row. This number must match the number of students tested as indicated on the corresponding GIS.
  - Do **not** add your own grade rows. If you have multiple groups per grade, consolidate them into one group with one GIS.
  - Do **not** write in a “0” or write a slash through the Number Tested field for grades with no Answer Books submitted for this school.
  - Do **not** write outside of the Contact box and the Number Tested and Comment columns. All other marks will make this document unscannable.
3. Keep a photocopy of the completed document for your records.

Refer to Figure 10 and the instructions that follow it in the *2016–17 Edition District and Test Site Coordinator’s Manual* for additional instructions.

This is a scannable form. Do not alter it or create your own version. If photocopying this document to use as a master for monthly shipments, only photocopy onto white paper.

Contractor Use			Grade	Number Tested	Comments
Code	Did Not Receive	Received			
			K		
			1		
			2		
			3		
			4		
			5		
			6		
			7		
			8		
			9		
			10		
			11		
			12		
					Contractor Use



# SCHOOL/GROUP LIST


## 2016–17 California English Language Development Test

District Name: **Sacramento City Unified**

CDS: **34-67439-0113209**

School Name: **John Morse - Therapeutic C**

Contact Name: _____
Phone Number: _____



**To complete the School/Group List (SGL):**

1. Write in the name and phone number for the school’s site coordinator. Do not attach labels with this information in this section.
2. Write in the **exact** number of students tested in the appropriate grade row. This number must match the number of students tested as indicated on the corresponding GIS.
  - Do **not** add your own grade rows. If you have multiple groups per grade, consolidate them into one group with one GIS.
  - Do **not** write in a “0” or write a slash through the Number Tested field for grades with no Answer Books submitted for this school.
  - Do **not** write outside of the Contact box and the Number Tested and Comment columns. All other marks will make this document unscannable.
3. Keep a photocopy of the completed document for your records.

Refer to Figure 10 and the instructions that follow it in the *2016–17 Edition District and Test Site Coordinator’s Manual* for additional instructions.

This is a scannable form. Do not alter it or create your own version. If photocopying this document to use as a master for monthly shipments, only photocopy onto white paper.

Contractor Use			Grade	Number Tested	Comments
Code	Did Not Receive	Received			
			K		
			1		
			2		
			3		
			4		
			5		
			6		
			7		
			8		
			9		
			10		
			11		
			12		
					Contractor Use



## SCHOOL/GROUP LIST


### 2016–17 California English Language Development Test

District Name: **Sacramento City Unified**

CDS: **34-67439-3434636**

School Name: **Johnson (Hiram W.) High**

Contact Name: _____
Phone Number: _____



**To complete the School/Group List (SGL):**

1. Write in the name and phone number for the school’s site coordinator. Do not attach labels with this information in this section.
2. Write in the **exact** number of students tested in the appropriate grade row. This number must match the number of students tested as indicated on the corresponding GIS.
  - Do **not** add your own grade rows. If you have multiple groups per grade, consolidate them into one group with one GIS.
  - Do **not** write in a “0” or write a slash through the Number Tested field for grades with no Answer Books submitted for this school.
  - Do **not** write outside of the Contact box and the Number Tested and Comment columns. All other marks will make this document unscannable.
3. Keep a photocopy of the completed document for your records.

Refer to Figure 10 and the instructions that follow it in the *2016–17 Edition District and Test Site Coordinator’s Manual* for additional instructions.

This is a scannable form. Do not alter it or create your own version. If photocopying this document to use as a master for monthly shipments, only photocopy onto white paper.

Contractor Use			Grade	Number Tested	Comments
Code	Did Not Receive	Received			
			K		
			1		
			2		
			3		
			4		
			5		
			6		
			7		
			8		
			9		
			10		
			11		
			12		
					Contractor Use



# SCHOOL/GROUP LIST


## 2016–17 California English Language Development Test

District Name: **Sacramento City Unified**

CDS: **34-67439-6034292**

School Name: **Judah (Theodore) Elementar**

Contact Name: _____
Phone Number: _____



**To complete the School/Group List (SGL):**

1. Write in the name and phone number for the school’s site coordinator. Do not attach labels with this information in this section.
2. Write in the **exact** number of students tested in the appropriate grade row. This number must match the number of students tested as indicated on the corresponding GIS.
  - Do **not** add your own grade rows. If you have multiple groups per grade, consolidate them into one group with one GIS.
  - Do **not** write in a “0” or write a slash through the Number Tested field for grades with no Answer Books submitted for this school.
  - Do **not** write outside of the Contact box and the Number Tested and Comment columns. All other marks will make this document unscannable.
3. Keep a photocopy of the completed document for your records.

Refer to Figure 10 and the instructions that follow it in the *2016–17 Edition District and Test Site Coordinator’s Manual* for additional instructions.

This is a scannable form. Do not alter it or create your own version. If photocopying this document to use as a master for monthly shipments, only photocopy onto white paper.

Contractor Use			Grade	Number Tested	Comments
Code	Did Not Receive	Received			
			K		
			1		
			2		
			3		
			4		
			5		
			6		
			7		
			8		
			9		
			10		
			11		
			12		

Contractor Use
----------------



# SCHOOL/GROUP LIST


## 2016–17 California English Language Development Test

District Name: **Sacramento City Unified**

CDS: **34-67439-3434768**

School Name: **Kennedy (John F.) High**

Contact Name: _____
Phone Number: _____



**To complete the School/Group List (SGL):**

1. Write in the name and phone number for the school’s site coordinator. Do not attach labels with this information in this section.
2. Write in the **exact** number of students tested in the appropriate grade row. This number must match the number of students tested as indicated on the corresponding GIS.
  - Do **not** add your own grade rows. If you have multiple groups per grade, consolidate them into one group with one GIS.
  - Do **not** write in a “0” or write a slash through the Number Tested field for grades with no Answer Books submitted for this school.
  - Do **not** write outside of the Contact box and the Number Tested and Comment columns. All other marks will make this document unscannable.
3. Keep a photocopy of the completed document for your records.

Refer to Figure 10 and the instructions that follow it in the *2016–17 Edition District and Test Site Coordinator’s Manual* for additional instructions.

This is a scannable form. Do not alter it or create your own version. If photocopying this document to use as a master for monthly shipments, only photocopy onto white paper.

Contractor Use			Grade	Number Tested	Comments
Code	Did Not Receive	Received			
			K		
			1		
			2		
			3		
			4		
			5		
			6		
			7		
			8		
			9		
			10		
			11		
			12		
					Contractor Use





# SCHOOL/GROUP LIST


## 2016–17 California English Language Development Test

District Name: **Sacramento City Unified**

CDS: **34-67439-6034326**

School Name: **Land (William) Elementary**

Contact Name: _____
Phone Number: _____



**To complete the School/Group List (SGL):**

1. Write in the name and phone number for the school’s site coordinator. Do not attach labels with this information in this section.
2. Write in the **exact** number of students tested in the appropriate grade row. This number must match the number of students tested as indicated on the corresponding GIS.
  - Do **not** add your own grade rows. If you have multiple groups per grade, consolidate them into one group with one GIS.
  - Do **not** write in a “0” or write a slash through the Number Tested field for grades with no Answer Books submitted for this school.
  - Do **not** write outside of the Contact box and the Number Tested and Comment columns. All other marks will make this document unscannable.
3. Keep a photocopy of the completed document for your records.

Refer to Figure 10 and the instructions that follow it in the *2016–17 Edition District and Test Site Coordinator’s Manual* for additional instructions.

This is a scannable form. Do not alter it or create your own version. If photocopying this document to use as a master for monthly shipments, only photocopy onto white paper.

Contractor Use			Grade	Number Tested	Comments
Code	Did Not Receive	Received			
			K		
			1		
			2		
			3		
			4		
			5		
			6		
			7		
			8		
			9		
			10		
			11		
			12		
					Contractor Use



# SCHOOL/GROUP LIST


## 2016–17 California English Language Development Test

District Name: **Sacramento City Unified**

CDS: **34-67439-6034037**

School Name: **Leataata Floyd ELementary**

Contact Name: _____
Phone Number: _____



**To complete the School/Group List (SGL):**

1. Write in the name and phone number for the school’s site coordinator. Do not attach labels with this information in this section.
2. Write in the **exact** number of students tested in the appropriate grade row. This number must match the number of students tested as indicated on the corresponding GIS.
  - Do **not** add your own grade rows. If you have multiple groups per grade, consolidate them into one group with one GIS.
  - Do **not** write in a “0” or write a slash through the Number Tested field for grades with no Answer Books submitted for this school.
  - Do **not** write outside of the Contact box and the Number Tested and Comment columns. All other marks will make this document unscannable.
3. Keep a photocopy of the completed document for your records.

Refer to Figure 10 and the instructions that follow it in the *2016–17 Edition District and Test Site Coordinator’s Manual* for additional instructions.

This is a scannable form. Do not alter it or create your own version. If photocopying this document to use as a master for monthly shipments, only photocopy onto white paper.

Contractor Use			Grade	Number Tested	Comments
Code	Did Not Receive	Received			
			K		
			1		
			2		
			3		
			4		
			5		
			6		
			7		
			8		
			9		
			10		
			11		
			12		
					Contractor Use



# SCHOOL/GROUP LIST


## 2016–17 California English Language Development Test

District Name: **Sacramento City Unified**

CDS: **34-67439-6099808**

School Name: **Lincoln (Abraham) Elem.**

Contact Name: _____
Phone Number: _____



**To complete the School/Group List (SGL):**

1. Write in the name and phone number for the school’s site coordinator. Do not attach labels with this information in this section.
2. Write in the **exact** number of students tested in the appropriate grade row. This number must match the number of students tested as indicated on the corresponding GIS.
  - Do **not** add your own grade rows. If you have multiple groups per grade, consolidate them into one group with one GIS.
  - Do **not** write in a “0” or write a slash through the Number Tested field for grades with no Answer Books submitted for this school.
  - Do **not** write outside of the Contact box and the Number Tested and Comment columns. All other marks will make this document unscannable.
3. Keep a photocopy of the completed document for your records.

Refer to Figure 10 and the instructions that follow it in the *2016–17 Edition District and Test Site Coordinator’s Manual* for additional instructions.

This is a scannable form. Do not alter it or create your own version. If photocopying this document to use as a master for monthly shipments, only photocopy onto white paper.

Contractor Use			Grade	Number Tested	Comments
Code	Did Not Receive	Received			
			K		
			1		
			2		
			3		
			4		
			5		
			6		
			7		
			8		
			9		
			10		
			11		
			12		
					Contractor Use



# SCHOOL/GROUP LIST


## 2016–17 California English Language Development Test

District Name: **Sacramento City Unified**

CDS: **34-67439-6033880**

School Name: **Lubin (David) Elementary**

Contact Name: _____
Phone Number: _____



**To complete the School/Group List (SGL):**

1. Write in the name and phone number for the school’s site coordinator. Do not attach labels with this information in this section.
2. Write in the **exact** number of students tested in the appropriate grade row. This number must match the number of students tested as indicated on the corresponding GIS.
  - Do **not** add your own grade rows. If you have multiple groups per grade, consolidate them into one group with one GIS.
  - Do **not** write in a “0” or write a slash through the Number Tested field for grades with no Answer Books submitted for this school.
  - Do **not** write outside of the Contact box and the Number Tested and Comment columns. All other marks will make this document unscannable.
3. Keep a photocopy of the completed document for your records.

Refer to Figure 10 and the instructions that follow it in the *2016–17 Edition District and Test Site Coordinator’s Manual* for additional instructions.

This is a scannable form. Do not alter it or create your own version. If photocopying this document to use as a master for monthly shipments, only photocopy onto white paper.

Contractor Use			Grade	Number Tested	Comments
Code	Did Not Receive	Received			
			K		
			1		
			2		
			3		
			4		
			5		
			6		
			7		
			8		
			9		
			10		
			11		
			12		
					Contractor Use



# SCHOOL/GROUP LIST


## 2016–17 California English Language Development Test

District Name: **Sacramento City Unified**

CDS: **34-67439-6034110**

School Name: **Maple Elementary**

Contact Name: _____
Phone Number: _____



**To complete the School/Group List (SGL):**

1. Write in the name and phone number for the school’s site coordinator. Do not attach labels with this information in this section.
2. Write in the **exact** number of students tested in the appropriate grade row. This number must match the number of students tested as indicated on the corresponding GIS.
  - Do **not** add your own grade rows. If you have multiple groups per grade, consolidate them into one group with one GIS.
  - Do **not** write in a “0” or write a slash through the Number Tested field for grades with no Answer Books submitted for this school.
  - Do **not** write outside of the Contact box and the Number Tested and Comment columns. All other marks will make this document unscannable.
3. Keep a photocopy of the completed document for your records.

Refer to Figure 10 and the instructions that follow it in the *2016–17 Edition District and Test Site Coordinator’s Manual* for additional instructions.

This is a scannable form. Do not alter it or create your own version. If photocopying this document to use as a master for monthly shipments, only photocopy onto white paper.

Contractor Use			Grade	Number Tested	Comments
Code	Did Not Receive	Received			
			K		
			1		
			2		
			3		
			4		
			5		
			6		
			7		
			8		
			9		
			10		
			11		
			12		
					Contractor Use



## SCHOOL/GROUP LIST


### 2016–17 California English Language Development Test

District Name: **Sacramento City Unified**

CDS: **34-67439-6034128**

School Name: **Mark Hopkins Elementary**

Contact Name: _____
Phone Number: _____



**To complete the School/Group List (SGL):**

1. Write in the name and phone number for the school’s site coordinator. Do not attach labels with this information in this section.
2. Write in the **exact** number of students tested in the appropriate grade row. This number must match the number of students tested as indicated on the corresponding GIS.
  - Do **not** add your own grade rows. If you have multiple groups per grade, consolidate them into one group with one GIS.
  - Do **not** write in a “0” or write a slash through the Number Tested field for grades with no Answer Books submitted for this school.
  - Do **not** write outside of the Contact box and the Number Tested and Comment columns. All other marks will make this document unscannable.
3. Keep a photocopy of the completed document for your records.

Refer to Figure 10 and the instructions that follow it in the *2016–17 Edition District and Test Site Coordinator’s Manual* for additional instructions.

This is a scannable form. Do not alter it or create your own version. If photocopying this document to use as a master for monthly shipments, only photocopy onto white paper.

Contractor Use			Grade	Number Tested	Comments
Code	Did Not Receive	Received			
			K		
			1		
			2		
			3		
			4		
			5		
			6		
			7		
			8		
			9		
			10		
			11		
			12		
					Contractor Use



## SCHOOL/GROUP LIST


### 2016–17 California English Language Development Test

District Name: **Sacramento City Unified**

CDS: **34-67439-6096150**

School Name: **Marshall (James) Elem.**

Contact Name: _____
Phone Number: _____



**To complete the School/Group List (SGL):**

1. Write in the name and phone number for the school’s site coordinator. Do not attach labels with this information in this section.
2. Write in the **exact** number of students tested in the appropriate grade row. This number must match the number of students tested as indicated on the corresponding GIS.
  - Do **not** add your own grade rows. If you have multiple groups per grade, consolidate them into one group with one GIS.
  - Do **not** write in a “0” or write a slash through the Number Tested field for grades with no Answer Books submitted for this school.
  - Do **not** write outside of the Contact box and the Number Tested and Comment columns. All other marks will make this document unscannable.
3. Keep a photocopy of the completed document for your records.

Refer to Figure 10 and the instructions that follow it in the *2016–17 Edition District and Test Site Coordinator’s Manual* for additional instructions.

This is a scannable form. Do not alter it or create your own version. If photocopying this document to use as a master for monthly shipments, only photocopy onto white paper.

Contractor Use			Grade	Number Tested	Comments
Code	Did Not Receive	Received			
			K		
			1		
			2		
			3		
			4		
			5		
			6		
			7		
			8		
			9		
			10		
			11		
			12		

Contractor Use



# SCHOOL/GROUP LIST


## 2016–17 California English Language Development Test

District Name: **Sacramento City Unified**

CDS: **34-67439-6107239**

School Name: **Martin Luther King Jr.**

Contact Name: _____
Phone Number: _____



**To complete the School/Group List (SGL):**

1. Write in the name and phone number for the school’s site coordinator. Do not attach labels with this information in this section.
2. Write in the **exact** number of students tested in the appropriate grade row. This number must match the number of students tested as indicated on the corresponding GIS.
  - Do **not** add your own grade rows. If you have multiple groups per grade, consolidate them into one group with one GIS.
  - Do **not** write in a “0” or write a slash through the Number Tested field for grades with no Answer Books submitted for this school.
  - Do **not** write outside of the Contact box and the Number Tested and Comment columns. All other marks will make this document unscannable.
3. Keep a photocopy of the completed document for your records.

Refer to Figure 10 and the instructions that follow it in the *2016–17 Edition District and Test Site Coordinator’s Manual* for additional instructions.

This is a scannable form. Do not alter it or create your own version. If photocopying this document to use as a master for monthly shipments, only photocopy onto white paper.

Contractor Use			Grade	Number Tested	Comments
Code	Did Not Receive	Received			
			K		
			1		
			2		
			3		
			4		
			5		
			6		
			7		
			8		
			9		
			10		
			11		
			12		
					Contractor Use





# SCHOOL/GROUP LIST


## 2016–17 California English Language Development Test

District Name: **Sacramento City Unified**

CDS: **34-67439-6111389**

School Name: **Matsuyama Elementary**

Contact Name: _____
Phone Number: _____



**To complete the School/Group List (SGL):**

1. Write in the name and phone number for the school’s site coordinator. Do not attach labels with this information in this section.
2. Write in the **exact** number of students tested in the appropriate grade row. This number must match the number of students tested as indicated on the corresponding GIS.
  - Do **not** add your own grade rows. If you have multiple groups per grade, consolidate them into one group with one GIS.
  - Do **not** write in a “0” or write a slash through the Number Tested field for grades with no Answer Books submitted for this school.
  - Do **not** write outside of the Contact box and the Number Tested and Comment columns. All other marks will make this document unscannable.
3. Keep a photocopy of the completed document for your records.

Refer to Figure 10 and the instructions that follow it in the *2016–17 Edition District and Test Site Coordinator’s Manual* for additional instructions.

This is a scannable form. Do not alter it or create your own version. If photocopying this document to use as a master for monthly shipments, only photocopy onto white paper.

Contractor Use			Grade	Number Tested	Comments
Code	Did Not Receive	Received			
			K		
			1		
			2		
			3		
			4		
			5		
			6		
			7		
			8		
			9		
			10		
			11		
			12		
					Contractor Use



# SCHOOL/GROUP LIST


## 2016–17 California English Language Development Test

District Name: **Sacramento City Unified**

CDS: **34-67439-3435419**

School Name: **McClatchy (C. K.) High**

Contact Name: _____
Phone Number: _____



**To complete the School/Group List (SGL):**

1. Write in the name and phone number for the school’s site coordinator. Do not attach labels with this information in this section.
2. Write in the **exact** number of students tested in the appropriate grade row. This number must match the number of students tested as indicated on the corresponding GIS.
  - Do **not** add your own grade rows. If you have multiple groups per grade, consolidate them into one group with one GIS.
  - Do **not** write in a “0” or write a slash through the Number Tested field for grades with no Answer Books submitted for this school.
  - Do **not** write outside of the Contact box and the Number Tested and Comment columns. All other marks will make this document unscannable.
3. Keep a photocopy of the completed document for your records.

Refer to Figure 10 and the instructions that follow it in the *2016–17 Edition District and Test Site Coordinator’s Manual* for additional instructions.

This is a scannable form. Do not alter it or create your own version. If photocopying this document to use as a master for monthly shipments, only photocopy onto white paper.

Contractor Use			Grade	Number Tested	Comments
Code	Did Not Receive	Received			
			K		
			1		
			2		
			3		
			4		
			5		
			6		
			7		
			8		
			9		
			10		
			11		
			12		
					Contractor Use



# SCHOOL/GROUP LIST


## 2016–17 California English Language Development Test

District Name: **Sacramento City Unified**

CDS: **34-67439-0101881**

School Name: **New Technology High**

Contact Name: _____
Phone Number: _____



**To complete the School/Group List (SGL):**

1. Write in the name and phone number for the school’s site coordinator. Do not attach labels with this information in this section.
2. Write in the **exact** number of students tested in the appropriate grade row. This number must match the number of students tested as indicated on the corresponding GIS.
  - Do **not** add your own grade rows. If you have multiple groups per grade, consolidate them into one group with one GIS.
  - Do **not** write in a “0” or write a slash through the Number Tested field for grades with no Answer Books submitted for this school.
  - Do **not** write outside of the Contact box and the Number Tested and Comment columns. All other marks will make this document unscannable.
3. Keep a photocopy of the completed document for your records.

Refer to Figure 10 and the instructions that follow it in the *2016–17 Edition District and Test Site Coordinator’s Manual* for additional instructions.

This is a scannable form. Do not alter it or create your own version. If photocopying this document to use as a master for monthly shipments, only photocopy onto white paper.

Contractor Use			Grade	Number Tested	Comments
Code	Did Not Receive	Received			
			K		
			1		
			2		
			3		
			4		
			5		
			6		
			7		
			8		
			9		
			10		
			11		
			12		
					Contractor Use



# SCHOOL/GROUP LIST


## 2016–17 California English Language Development Test

District Name: **Sacramento City Unified**

CDS: **34-67439-6034169**

School Name: **Nicholas Elementary**

Contact Name: _____
Phone Number: _____



**To complete the School/Group List (SGL):**

1. Write in the name and phone number for the school’s site coordinator. Do not attach labels with this information in this section.
2. Write in the **exact** number of students tested in the appropriate grade row. This number must match the number of students tested as indicated on the corresponding GIS.
  - Do **not** add your own grade rows. If you have multiple groups per grade, consolidate them into one group with one GIS.
  - Do **not** write in a “0” or write a slash through the Number Tested field for grades with no Answer Books submitted for this school.
  - Do **not** write outside of the Contact box and the Number Tested and Comment columns. All other marks will make this document unscannable.
3. Keep a photocopy of the completed document for your records.

Refer to Figure 10 and the instructions that follow it in the *2016–17 Edition District and Test Site Coordinator’s Manual* for additional instructions.

This is a scannable form. Do not alter it or create your own version. If photocopying this document to use as a master for monthly shipments, only photocopy onto white paper.

Contractor Use			Grade	Number Tested	Comments
Code	Did Not Receive	Received			
			K		
			1		
			2		
			3		
			4		
			5		
			6		
			7		
			8		
			9		
			10		
			11		
			12		
					Contractor Use



# SCHOOL/GROUP LIST


## 2016–17 California English Language Development Test

District Name: **Sacramento City Unified**

CDS: **34-67439-6034185**

School Name: **Oak Ridge Elementary**

Contact Name: _____
Phone Number: _____



**To complete the School/Group List (SGL):**

1. Write in the name and phone number for the school’s site coordinator. Do not attach labels with this information in this section.
2. Write in the **exact** number of students tested in the appropriate grade row. This number must match the number of students tested as indicated on the corresponding GIS.
  - Do **not** add your own grade rows. If you have multiple groups per grade, consolidate them into one group with one GIS.
  - Do **not** write in a “0” or write a slash through the Number Tested field for grades with no Answer Books submitted for this school.
  - Do **not** write outside of the Contact box and the Number Tested and Comment columns. All other marks will make this document unscannable.
3. Keep a photocopy of the completed document for your records.

Refer to Figure 10 and the instructions that follow it in the *2016–17 Edition District and Test Site Coordinator’s Manual* for additional instructions.

This is a scannable form. Do not alter it or create your own version. If photocopying this document to use as a master for monthly shipments, only photocopy onto white paper.

Contractor Use			Grade	Number Tested	Comments
Code	Did Not Receive	Received			
			K		
			1		
			2		
			3		
			4		
			5		
			6		
			7		
			8		
			9		
			10		
			11		
			12		
					Contractor Use



# SCHOOL/GROUP LIST


## 2016–17 California English Language Development Test

District Name: **Sacramento City Unified**

CDS: **34-67439-6034193**

School Name: **Pacific Elementary**

Contact Name: _____
Phone Number: _____



**To complete the School/Group List (SGL):**

1. Write in the name and phone number for the school’s site coordinator. Do not attach labels with this information in this section.
2. Write in the **exact** number of students tested in the appropriate grade row. This number must match the number of students tested as indicated on the corresponding GIS.
  - Do **not** add your own grade rows. If you have multiple groups per grade, consolidate them into one group with one GIS.
  - Do **not** write in a “0” or write a slash through the Number Tested field for grades with no Answer Books submitted for this school.
  - Do **not** write outside of the Contact box and the Number Tested and Comment columns. All other marks will make this document unscannable.
3. Keep a photocopy of the completed document for your records.

Refer to Figure 10 and the instructions that follow it in the *2016–17 Edition District and Test Site Coordinator’s Manual* for additional instructions.

This is a scannable form. Do not alter it or create your own version. If photocopying this document to use as a master for monthly shipments, only photocopy onto white paper.

Contractor Use			Grade	Number Tested	Comments
Code	Did Not Receive	Received			
			K		
			1		
			2		
			3		
			4		
			5		
			6		
			7		
			8		
			9		
			10		
			11		
			12		
					Contractor Use



# SCHOOL/GROUP LIST


## 2016–17 California English Language Development Test

District Name: **Sacramento City Unified**

CDS: **34-67439-6034201**

School Name: **Parkway Elementary**

Contact Name: _____
Phone Number: _____



**To complete the School/Group List (SGL):**

1. Write in the name and phone number for the school’s site coordinator. Do not attach labels with this information in this section.
2. Write in the **exact** number of students tested in the appropriate grade row. This number must match the number of students tested as indicated on the corresponding GIS.
  - Do **not** add your own grade rows. If you have multiple groups per grade, consolidate them into one group with one GIS.
  - Do **not** write in a “0” or write a slash through the Number Tested field for grades with no Answer Books submitted for this school.
  - Do **not** write outside of the Contact box and the Number Tested and Comment columns. All other marks will make this document unscannable.
3. Keep a photocopy of the completed document for your records.

Refer to Figure 10 and the instructions that follow it in the *2016–17 Edition District and Test Site Coordinator’s Manual* for additional instructions.

This is a scannable form. Do not alter it or create your own version. If photocopying this document to use as a master for monthly shipments, only photocopy onto white paper.

Contractor Use			Grade	Number Tested	Comments
Code	Did Not Receive	Received			
			K		
			1		
			2		
			3		
			4		
			5		
			6		
			7		
			8		
			9		
			10		
			11		
			12		
					Contractor Use



# SCHOOL/GROUP LIST


## 2016–17 California English Language Development Test

District Name: **Sacramento City Unified**

CDS: **34-67439-6034219**

School Name: **Peter Burnett Elementary**

Contact Name: _____
Phone Number: _____



**To complete the School/Group List (SGL):**

1. Write in the name and phone number for the school’s site coordinator. Do not attach labels with this information in this section.
2. Write in the **exact** number of students tested in the appropriate grade row. This number must match the number of students tested as indicated on the corresponding GIS.
  - Do **not** add your own grade rows. If you have multiple groups per grade, consolidate them into one group with one GIS.
  - Do **not** write in a “0” or write a slash through the Number Tested field for grades with no Answer Books submitted for this school.
  - Do **not** write outside of the Contact box and the Number Tested and Comment columns. All other marks will make this document unscannable.
3. Keep a photocopy of the completed document for your records.

Refer to Figure 10 and the instructions that follow it in the *2016–17 Edition District and Test Site Coordinator’s Manual* for additional instructions.

This is a scannable form. Do not alter it or create your own version. If photocopying this document to use as a master for monthly shipments, only photocopy onto white paper.

Contractor Use			Grade	Number Tested	Comments
Code	Did Not Receive	Received			
			K		
			1		
			2		
			3		
			4		
			5		
			6		
			7		
			8		
			9		
			10		
			11		
			12		
					Contractor Use





# SCHOOL/GROUP LIST


## 2016–17 California English Language Development Test

District Name: **Sacramento City Unified**

CDS: **34-67439-6033955**

School Name: **Phillips (Ethel) Elem.**

Contact Name: _____
Phone Number: _____



**To complete the School/Group List (SGL):**

1. Write in the name and phone number for the school’s site coordinator. Do not attach labels with this information in this section.
2. Write in the **exact** number of students tested in the appropriate grade row. This number must match the number of students tested as indicated on the corresponding GIS.
  - Do **not** add your own grade rows. If you have multiple groups per grade, consolidate them into one group with one GIS.
  - Do **not** write in a “0” or write a slash through the Number Tested field for grades with no Answer Books submitted for this school.
  - Do **not** write outside of the Contact box and the Number Tested and Comment columns. All other marks will make this document unscannable.
3. Keep a photocopy of the completed document for your records.

Refer to Figure 10 and the instructions that follow it in the *2016–17 Edition District and Test Site Coordinator’s Manual* for additional instructions.

This is a scannable form. Do not alter it or create your own version. If photocopying this document to use as a master for monthly shipments, only photocopy onto white paper.

Contractor Use			Grade	Number Tested	Comments
Code	Did Not Receive	Received			
			K		
			1		
			2		
			3		
			4		
			5		
			6		
			7		
			8		
			9		
			10		
			11		
			12		
					Contractor Use



# SCHOOL/GROUP LIST


## 2016–17 California English Language Development Test

District Name: **Sacramento City Unified**

CDS: **34-67439-6034235**

School Name: **Pony Express Elementary**

Contact Name: _____
Phone Number: _____



**To complete the School/Group List (SGL):**

1. Write in the name and phone number for the school’s site coordinator. Do not attach labels with this information in this section.
2. Write in the **exact** number of students tested in the appropriate grade row. This number must match the number of students tested as indicated on the corresponding GIS.
  - Do **not** add your own grade rows. If you have multiple groups per grade, consolidate them into one group with one GIS.
  - Do **not** write in a “0” or write a slash through the Number Tested field for grades with no Answer Books submitted for this school.
  - Do **not** write outside of the Contact box and the Number Tested and Comment columns. All other marks will make this document unscannable.
3. Keep a photocopy of the completed document for your records.

Refer to Figure 10 and the instructions that follow it in the *2016–17 Edition District and Test Site Coordinator’s Manual* for additional instructions.

This is a scannable form. Do not alter it or create your own version. If photocopying this document to use as a master for monthly shipments, only photocopy onto white paper.

Contractor Use			Grade	Number Tested	Comments
Code	Did Not Receive	Received			
			K		
			1		
			2		
			3		
			4		
			5		
			6		
			7		
			8		
			9		
			10		
			11		
			12		
					Contractor Use



# SCHOOL/GROUP LIST


## 2016–17 California English Language Development Test

District Name: **Sacramento City Unified**

CDS: **34-67439-6059299**

School Name: **Rosa Parks Middle**

Contact Name: _____
Phone Number: _____



**To complete the School/Group List (SGL):**

1. Write in the name and phone number for the school’s site coordinator. Do not attach labels with this information in this section.
2. Write in the **exact** number of students tested in the appropriate grade row. This number must match the number of students tested as indicated on the corresponding GIS.
  - Do **not** add your own grade rows. If you have multiple groups per grade, consolidate them into one group with one GIS.
  - Do **not** write in a “0” or write a slash through the Number Tested field for grades with no Answer Books submitted for this school.
  - Do **not** write outside of the Contact box and the Number Tested and Comment columns. All other marks will make this document unscannable.
3. Keep a photocopy of the completed document for your records.

Refer to Figure 10 and the instructions that follow it in the *2016–17 Edition District and Test Site Coordinator’s Manual* for additional instructions.

This is a scannable form. Do not alter it or create your own version. If photocopying this document to use as a master for monthly shipments, only photocopy onto white paper.

Contractor Use			Grade	Number Tested	Comments
Code	Did Not Receive	Received			
			K		
			1		
			2		
			3		
			4		
			5		
			6		
			7		
			8		
			9		
			10		
			11		
			12		
					Contractor Use



# SCHOOL/GROUP LIST


## 2016–17 California English Language Development Test

District Name: **Sacramento City Unified**

CDS: **34-67439-0101972**

School Name: **Rosemont High**

Contact Name: _____
Phone Number: _____



**To complete the School/Group List (SGL):**

1. Write in the name and phone number for the school’s site coordinator. Do not attach labels with this information in this section.
2. Write in the **exact** number of students tested in the appropriate grade row. This number must match the number of students tested as indicated on the corresponding GIS.
  - Do **not** add your own grade rows. If you have multiple groups per grade, consolidate them into one group with one GIS.
  - Do **not** write in a “0” or write a slash through the Number Tested field for grades with no Answer Books submitted for this school.
  - Do **not** write outside of the Contact box and the Number Tested and Comment columns. All other marks will make this document unscannable.
3. Keep a photocopy of the completed document for your records.

Refer to Figure 10 and the instructions that follow it in the *2016–17 Edition District and Test Site Coordinator’s Manual* for additional instructions.

This is a scannable form. Do not alter it or create your own version. If photocopying this document to use as a master for monthly shipments, only photocopy onto white paper.

Contractor Use			Grade	Number Tested	Comments
Code	Did Not Receive	Received			
			K		
			1		
			2		
			3		
			4		
			5		
			6		
			7		
			8		
			9		
			10		
			11		
			12		
					Contractor Use



# SCHOOL/GROUP LIST


## 2016–17 California English Language Development Test

District Name: **Sacramento City Unified**

CDS: **34-67439-0114546**

School Name: **School of Engineering & Sc**

Contact Name: _____
Phone Number: _____



**To complete the School/Group List (SGL):**

1. Write in the name and phone number for the school’s site coordinator. Do not attach labels with this information in this section.
2. Write in the **exact** number of students tested in the appropriate grade row. This number must match the number of students tested as indicated on the corresponding GIS.
  - Do **not** add your own grade rows. If you have multiple groups per grade, consolidate them into one group with one GIS.
  - Do **not** write in a “0” or write a slash through the Number Tested field for grades with no Answer Books submitted for this school.
  - Do **not** write outside of the Contact box and the Number Tested and Comment columns. All other marks will make this document unscannable.
3. Keep a photocopy of the completed document for your records.

Refer to Figure 10 and the instructions that follow it in the *2016–17 Edition District and Test Site Coordinator’s Manual* for additional instructions.

This is a scannable form. Do not alter it or create your own version. If photocopying this document to use as a master for monthly shipments, only photocopy onto white paper.

Contractor Use			Grade	Number Tested	Comments
Code	Did Not Receive	Received			
			K		
			1		
			2		
			3		
			4		
			5		
			6		
			7		
			8		
			9		
			10		
			11		
			12		
					Contractor Use



# SCHOOL/GROUP LIST


## 2016–17 California English Language Development Test

District Name: **Sacramento City Unified**

CDS: **34-67439-6034250**

School Name: **Sequoia Elementary**

Contact Name: _____
Phone Number: _____



**To complete the School/Group List (SGL):**

1. Write in the name and phone number for the school’s site coordinator. Do not attach labels with this information in this section.
2. Write in the **exact** number of students tested in the appropriate grade row. This number must match the number of students tested as indicated on the corresponding GIS.
  - Do **not** add your own grade rows. If you have multiple groups per grade, consolidate them into one group with one GIS.
  - Do **not** write in a “0” or write a slash through the Number Tested field for grades with no Answer Books submitted for this school.
  - Do **not** write outside of the Contact box and the Number Tested and Comment columns. All other marks will make this document unscannable.
3. Keep a photocopy of the completed document for your records.

Refer to Figure 10 and the instructions that follow it in the *2016–17 Edition District and Test Site Coordinator’s Manual* for additional instructions.

This is a scannable form. Do not alter it or create your own version. If photocopying this document to use as a master for monthly shipments, only photocopy onto white paper.

Contractor Use			Grade	Number Tested	Comments
Code	Did Not Receive	Received			
			K		
			1		
			2		
			3		
			4		
			5		
			6		
			7		
			8		
			9		
			10		
			11		
			12		
					Contractor Use



# SCHOOL/GROUP LIST


## 2016–17 California English Language Development Test

District Name: **Sacramento City Unified**

CDS: **34-67439-6034060**

School Name: **Sloat (John D.) Elem.**

Contact Name: _____
Phone Number: _____



**To complete the School/Group List (SGL):**

1. Write in the name and phone number for the school’s site coordinator. Do not attach labels with this information in this section.
2. Write in the **exact** number of students tested in the appropriate grade row. This number must match the number of students tested as indicated on the corresponding GIS.
  - Do **not** add your own grade rows. If you have multiple groups per grade, consolidate them into one group with one GIS.
  - Do **not** write in a “0” or write a slash through the Number Tested field for grades with no Answer Books submitted for this school.
  - Do **not** write outside of the Contact box and the Number Tested and Comment columns. All other marks will make this document unscannable.
3. Keep a photocopy of the completed document for your records.

Refer to Figure 10 and the instructions that follow it in the *2016–17 Edition District and Test Site Coordinator’s Manual* for additional instructions.

This is a scannable form. Do not alter it or create your own version. If photocopying this document to use as a master for monthly shipments, only photocopy onto white paper.

Contractor Use			Grade	Number Tested	Comments
Code	Did Not Receive	Received			
			K		
			1		
			2		
			3		
			4		
			5		
			6		
			7		
			8		
			9		
			10		
			11		
			12		
					Contractor Use



# SCHOOL/GROUP LIST


## 2016–17 California English Language Development Test

District Name: **Sacramento City Unified**

CDS: **34-67439-6059323**

School Name: **Still (John H.)**

Contact Name: _____
Phone Number: _____



**To complete the School/Group List (SGL):**

1. Write in the name and phone number for the school’s site coordinator. Do not attach labels with this information in this section.
2. Write in the **exact** number of students tested in the appropriate grade row. This number must match the number of students tested as indicated on the corresponding GIS.
  - Do **not** add your own grade rows. If you have multiple groups per grade, consolidate them into one group with one GIS.
  - Do **not** write in a “0” or write a slash through the Number Tested field for grades with no Answer Books submitted for this school.
  - Do **not** write outside of the Contact box and the Number Tested and Comment columns. All other marks will make this document unscannable.
3. Keep a photocopy of the completed document for your records.

Refer to Figure 10 and the instructions that follow it in the *2016–17 Edition District and Test Site Coordinator’s Manual* for additional instructions.

This is a scannable form. Do not alter it or create your own version. If photocopying this document to use as a master for monthly shipments, only photocopy onto white paper.

Contractor Use			Grade	Number Tested	Comments
Code	Did Not Receive	Received			
			K		
			1		
			2		
			3		
			4		
			5		
			6		
			7		
			8		
			9		
			10		
			11		
			12		
					Contractor Use





# SCHOOL/GROUP LIST


## 2016–17 California English Language Development Test

District Name: **Sacramento City Unified**

CDS: **34-67439-6117097**

School Name: **Success Academy**

Contact Name: _____
Phone Number: _____



**To complete the School/Group List (SGL):**

1. Write in the name and phone number for the school’s site coordinator. Do not attach labels with this information in this section.
2. Write in the **exact** number of students tested in the appropriate grade row. This number must match the number of students tested as indicated on the corresponding GIS.
  - Do **not** add your own grade rows. If you have multiple groups per grade, consolidate them into one group with one GIS.
  - Do **not** write in a “0” or write a slash through the Number Tested field for grades with no Answer Books submitted for this school.
  - Do **not** write outside of the Contact box and the Number Tested and Comment columns. All other marks will make this document unscannable.
3. Keep a photocopy of the completed document for your records.

Refer to Figure 10 and the instructions that follow it in the *2016–17 Edition District and Test Site Coordinator’s Manual* for additional instructions.

This is a scannable form. Do not alter it or create your own version. If photocopying this document to use as a master for monthly shipments, only photocopy onto white paper.

Contractor Use			Grade	Number Tested	Comments
Code	Did Not Receive	Received			
			K		
			1		
			2		
			3		
			4		
			5		
			6		
			7		
			8		
			9		
			10		
			11		
			12		
					Contractor Use



# SCHOOL/GROUP LIST


## 2016–17 California English Language Development Test

District Name: **Sacramento City Unified**

CDS: **34-67439-6071336**

School Name: **Susan B. Anthony Elementar**

Contact Name: _____
Phone Number: _____



**To complete the School/Group List (SGL):**

1. Write in the name and phone number for the school’s site coordinator. Do not attach labels with this information in this section.
2. Write in the **exact** number of students tested in the appropriate grade row. This number must match the number of students tested as indicated on the corresponding GIS.
  - Do **not** add your own grade rows. If you have multiple groups per grade, consolidate them into one group with one GIS.
  - Do **not** write in a “0” or write a slash through the Number Tested field for grades with no Answer Books submitted for this school.
  - Do **not** write outside of the Contact box and the Number Tested and Comment columns. All other marks will make this document unscannable.
3. Keep a photocopy of the completed document for your records.

Refer to Figure 10 and the instructions that follow it in the *2016–17 Edition District and Test Site Coordinator’s Manual* for additional instructions.

This is a scannable form. Do not alter it or create your own version. If photocopying this document to use as a master for monthly shipments, only photocopy onto white paper.

Contractor Use			Grade	Number Tested	Comments
Code	Did Not Receive	Received			
			K		
			1		
			2		
			3		
			4		
			5		
			6		
			7		
			8		
			9		
			10		
			11		
			12		
					Contractor Use



# SCHOOL/GROUP LIST


## 2016–17 California English Language Development Test

District Name: **Sacramento City Unified**

CDS: **34-67439-6066690**

School Name: **Sutter Middle**

Contact Name: _____
Phone Number: _____



**To complete the School/Group List (SGL):**

1. Write in the name and phone number for the school’s site coordinator. Do not attach labels with this information in this section.
2. Write in the **exact** number of students tested in the appropriate grade row. This number must match the number of students tested as indicated on the corresponding GIS.
  - Do **not** add your own grade rows. If you have multiple groups per grade, consolidate them into one group with one GIS.
  - Do **not** write in a “0” or write a slash through the Number Tested field for grades with no Answer Books submitted for this school.
  - Do **not** write outside of the Contact box and the Number Tested and Comment columns. All other marks will make this document unscannable.
3. Keep a photocopy of the completed document for your records.

Refer to Figure 10 and the instructions that follow it in the *2016–17 Edition District and Test Site Coordinator’s Manual* for additional instructions.

This is a scannable form. Do not alter it or create your own version. If photocopying this document to use as a master for monthly shipments, only photocopy onto white paper.

Contractor Use			Grade	Number Tested	Comments
Code	Did Not Receive	Received			
			K		
			1		
			2		
			3		
			4		
			5		
			6		
			7		
			8		
			9		
			10		
			11		
			12		
					Contractor Use



# SCHOOL/GROUP LIST


## 2016–17 California English Language Development Test

District Name: **Sacramento City Unified**

CDS: **34-67439-6034276**

School Name: **Sutterville Elementary**

Contact Name: _____
Phone Number: _____



**To complete the School/Group List (SGL):**

1. Write in the name and phone number for the school’s site coordinator. Do not attach labels with this information in this section.
2. Write in the **exact** number of students tested in the appropriate grade row. This number must match the number of students tested as indicated on the corresponding GIS.
  - Do **not** add your own grade rows. If you have multiple groups per grade, consolidate them into one group with one GIS.
  - Do **not** write in a “0” or write a slash through the Number Tested field for grades with no Answer Books submitted for this school.
  - Do **not** write outside of the Contact box and the Number Tested and Comment columns. All other marks will make this document unscannable.
3. Keep a photocopy of the completed document for your records.

Refer to Figure 10 and the instructions that follow it in the *2016–17 Edition District and Test Site Coordinator’s Manual* for additional instructions.

This is a scannable form. Do not alter it or create your own version. If photocopying this document to use as a master for monthly shipments, only photocopy onto white paper.

Contractor Use			Grade	Number Tested	Comments
Code	Did Not Receive	Received			
			K		
			1		
			2		
			3		
			4		
			5		
			6		
			7		
			8		
			9		
			10		
			11		
			12		
					Contractor Use



# SCHOOL/GROUP LIST


## 2016–17 California English Language Development Test

District Name: **Sacramento City Unified**

CDS: **34-67439-6034284**

School Name: **Tahoe Elementary**

Contact Name: _____
Phone Number: _____



**To complete the School/Group List (SGL):**

1. Write in the name and phone number for the school’s site coordinator. Do not attach labels with this information in this section.
2. Write in the **exact** number of students tested in the appropriate grade row. This number must match the number of students tested as indicated on the corresponding GIS.
  - Do **not** add your own grade rows. If you have multiple groups per grade, consolidate them into one group with one GIS.
  - Do **not** write in a “0” or write a slash through the Number Tested field for grades with no Answer Books submitted for this school.
  - Do **not** write outside of the Contact box and the Number Tested and Comment columns. All other marks will make this document unscannable.
3. Keep a photocopy of the completed document for your records.

Refer to Figure 10 and the instructions that follow it in the *2016–17 Edition District and Test Site Coordinator’s Manual* for additional instructions.

This is a scannable form. Do not alter it or create your own version. If photocopying this document to use as a master for monthly shipments, only photocopy onto white paper.

Contractor Use			Grade	Number Tested	Comments
Code	Did Not Receive	Received			
			K		
			1		
			2		
			3		
			4		
			5		
			6		
			7		
			8		
			9		
			10		
			11		
			12		
					Contractor Use



## SCHOOL/GROUP LIST


### 2016–17 California English Language Development Test

District Name: **Sacramento City Unified**

CDS: **34-67439-0101907**

School Name: **The MET**

Contact Name: _____
Phone Number: _____



**To complete the School/Group List (SGL):**

1. Write in the name and phone number for the school’s site coordinator. Do not attach labels with this information in this section.
2. Write in the **exact** number of students tested in the appropriate grade row. This number must match the number of students tested as indicated on the corresponding GIS.
  - Do **not** add your own grade rows. If you have multiple groups per grade, consolidate them into one group with one GIS.
  - Do **not** write in a “0” or write a slash through the Number Tested field for grades with no Answer Books submitted for this school.
  - Do **not** write outside of the Contact box and the Number Tested and Comment columns. All other marks will make this document unscannable.
3. Keep a photocopy of the completed document for your records.

Refer to Figure 10 and the instructions that follow it in the *2016–17 Edition District and Test Site Coordinator’s Manual* for additional instructions.

This is a scannable form. Do not alter it or create your own version. If photocopying this document to use as a master for monthly shipments, only photocopy onto white paper.

Contractor Use			Grade	Number Tested	Comments
Code	Did Not Receive	Received			
			K		
			1		
			2		
			3		
			4		
			5		
			6		
			7		
			8		
			9		
			10		
			11		
			12		
					Contractor Use



# SCHOOL/GROUP LIST


## 2016–17 California English Language Development Test

District Name: **Sacramento City Unified**

CDS: **34-67439-6034136**

School Name: **Twain (Mark) Elementary**

Contact Name: _____
Phone Number: _____



**To complete the School/Group List (SGL):**

1. Write in the name and phone number for the school’s site coordinator. Do not attach labels with this information in this section.
2. Write in the **exact** number of students tested in the appropriate grade row. This number must match the number of students tested as indicated on the corresponding GIS.
  - Do **not** add your own grade rows. If you have multiple groups per grade, consolidate them into one group with one GIS.
  - Do **not** write in a “0” or write a slash through the Number Tested field for grades with no Answer Books submitted for this school.
  - Do **not** write outside of the Contact box and the Number Tested and Comment columns. All other marks will make this document unscannable.
3. Keep a photocopy of the completed document for your records.

Refer to Figure 10 and the instructions that follow it in the *2016–17 Edition District and Test Site Coordinator’s Manual* for additional instructions.

This is a scannable form. Do not alter it or create your own version. If photocopying this document to use as a master for monthly shipments, only photocopy onto white paper.

Contractor Use			Grade	Number Tested	Comments
Code	Did Not Receive	Received			
			K		
			1		
			2		
			3		
			4		
			5		
			6		
			7		
			8		
			9		
			10		
			11		
			12		
					Contractor Use



# SCHOOL/GROUP LIST


## 2016–17 California English Language Development Test

District Name: **Sacramento City Unified**

CDS: **34-67439-6033906**

School Name: **Warren (Earl) Elementary**

Contact Name: _____
Phone Number: _____



**To complete the School/Group List (SGL):**

1. Write in the name and phone number for the school’s site coordinator. Do not attach labels with this information in this section.
2. Write in the **exact** number of students tested in the appropriate grade row. This number must match the number of students tested as indicated on the corresponding GIS.
  - Do **not** add your own grade rows. If you have multiple groups per grade, consolidate them into one group with one GIS.
  - Do **not** write in a “0” or write a slash through the Number Tested field for grades with no Answer Books submitted for this school.
  - Do **not** write outside of the Contact box and the Number Tested and Comment columns. All other marks will make this document unscannable.
3. Keep a photocopy of the completed document for your records.

Refer to Figure 10 and the instructions that follow it in the *2016–17 Edition District and Test Site Coordinator’s Manual* for additional instructions.

This is a scannable form. Do not alter it or create your own version. If photocopying this document to use as a master for monthly shipments, only photocopy onto white paper.

Contractor Use			Grade	Number Tested	Comments
Code	Did Not Receive	Received			
			K		
			1		
			2		
			3		
			4		
			5		
			6		
			7		
			8		
			9		
			10		
			11		
			12		
					Contractor Use





# SCHOOL/GROUP LIST


## 2016–17 California English Language Development Test

District Name: **Sacramento City Unified**

CDS: **34-67439-6096655**

School Name: **Washington Elementary**

Contact Name: _____
Phone Number: _____



**To complete the School/Group List (SGL):**

1. Write in the name and phone number for the school’s site coordinator. Do not attach labels with this information in this section.
2. Write in the **exact** number of students tested in the appropriate grade row. This number must match the number of students tested as indicated on the corresponding GIS.
  - Do **not** add your own grade rows. If you have multiple groups per grade, consolidate them into one group with one GIS.
  - Do **not** write in a “0” or write a slash through the Number Tested field for grades with no Answer Books submitted for this school.
  - Do **not** write outside of the Contact box and the Number Tested and Comment columns. All other marks will make this document unscannable.
3. Keep a photocopy of the completed document for your records.

Refer to Figure 10 and the instructions that follow it in the *2016–17 Edition District and Test Site Coordinator’s Manual* for additional instructions.

This is a scannable form. Do not alter it or create your own version. If photocopying this document to use as a master for monthly shipments, only photocopy onto white paper.

Contractor Use			Grade	Number Tested	Comments
Code	Did Not Receive	Received			
			K		
			1		
			2		
			3		
			4		
			5		
			6		
			7		
			8		
			9		
			10		
			11		
			12		
					Contractor Use



# SCHOOL/GROUP LIST


## 2016–17 California English Language Development Test

District Name: **Sacramento City Unified**

CDS: **34-67439-6033831**

School Name: **Wenzel (Caroline) Elem.**

Contact Name: _____
Phone Number: _____



**To complete the School/Group List (SGL):**

1. Write in the name and phone number for the school’s site coordinator. Do not attach labels with this information in this section.
2. Write in the **exact** number of students tested in the appropriate grade row. This number must match the number of students tested as indicated on the corresponding GIS.
  - Do **not** add your own grade rows. If you have multiple groups per grade, consolidate them into one group with one GIS.
  - Do **not** write in a “0” or write a slash through the Number Tested field for grades with no Answer Books submitted for this school.
  - Do **not** write outside of the Contact box and the Number Tested and Comment columns. All other marks will make this document unscannable.
3. Keep a photocopy of the completed document for your records.

Refer to Figure 10 and the instructions that follow it in the *2016–17 Edition District and Test Site Coordinator’s Manual* for additional instructions.

This is a scannable form. Do not alter it or create your own version. If photocopying this document to use as a master for monthly shipments, only photocopy onto white paper.

Contractor Use			Grade	Number Tested	Comments
Code	Did Not Receive	Received			
			K		
			1		
			2		
			3		
			4		
			5		
			6		
			7		
			8		
			9		
			10		
			11		
			12		
					Contractor Use



# SCHOOL/GROUP LIST

## 2016–17 California English Language Development Test

District Name: **Sacramento City Unified**

CDS: **34-67439-3430865**

School Name: **West Campus**

Contact Name: _____
Phone Number: _____



**To complete the School/Group List (SGL):**

1. Write in the name and phone number for the school’s site coordinator. Do not attach labels with this information in this section.
2. Write in the **exact** number of students tested in the appropriate grade row. This number must match the number of students tested as indicated on the corresponding GIS.
  - Do **not** add your own grade rows. If you have multiple groups per grade, consolidate them into one group with one GIS.
  - Do **not** write in a “0” or write a slash through the Number Tested field for grades with no Answer Books submitted for this school.
  - Do **not** write outside of the Contact box and the Number Tested and Comment columns. All other marks will make this document unscannable.
3. Keep a photocopy of the completed document for your records.

Refer to Figure 10 and the instructions that follow it in the *2016–17 Edition District and Test Site Coordinator’s Manual* for additional instructions.

This is a scannable form. Do not alter it or create your own version. If photocopying this document to use as a master for monthly shipments, only photocopy onto white paper.

Contractor Use			Grade	Number Tested	Comments
Code	Did Not Receive	Received			
			K		
			1		
			2		
			3		
			4		
			5		
			6		
			7		
			8		
			9		
			10		
			11		
			12		
					Contractor Use



# SCHOOL/GROUP LIST


## 2016–17 California English Language Development Test

District Name: **Sacramento City Unified**

CDS: **34-67439-6033765**

School Name: **Winn Elementary**

Contact Name: _____
Phone Number: _____



**To complete the School/Group List (SGL):**

1. Write in the name and phone number for the school’s site coordinator. Do not attach labels with this information in this section.
2. Write in the **exact** number of students tested in the appropriate grade row. This number must match the number of students tested as indicated on the corresponding GIS.
  - Do **not** add your own grade rows. If you have multiple groups per grade, consolidate them into one group with one GIS.
  - Do **not** write in a “0” or write a slash through the Number Tested field for grades with no Answer Books submitted for this school.
  - Do **not** write outside of the Contact box and the Number Tested and Comment columns. All other marks will make this document unscannable.
3. Keep a photocopy of the completed document for your records.

Refer to Figure 10 and the instructions that follow it in the *2016–17 Edition District and Test Site Coordinator’s Manual* for additional instructions.

This is a scannable form. Do not alter it or create your own version. If photocopying this document to use as a master for monthly shipments, only photocopy onto white paper.

Contractor Use			Grade	Number Tested	Comments
Code	Did Not Receive	Received			
			K		
			1		
			2		
			3		
			4		
			5		
			6		
			7		
			8		
			9		
			10		
			11		
			12		
					Contractor Use



# SCHOOL/GROUP LIST


## 2016–17 California English Language Development Test

District Name: **Sacramento City Unified**

CDS: **34-67439-6033849**

School Name: **Wire (Clayton B.) Elem.**

Contact Name: _____
Phone Number: _____



**To complete the School/Group List (SGL):**

1. Write in the name and phone number for the school’s site coordinator. Do not attach labels with this information in this section.
2. Write in the **exact** number of students tested in the appropriate grade row. This number must match the number of students tested as indicated on the corresponding GIS.
  - Do **not** add your own grade rows. If you have multiple groups per grade, consolidate them into one group with one GIS.
  - Do **not** write in a “0” or write a slash through the Number Tested field for grades with no Answer Books submitted for this school.
  - Do **not** write outside of the Contact box and the Number Tested and Comment columns. All other marks will make this document unscannable.
3. Keep a photocopy of the completed document for your records.

Refer to Figure 10 and the instructions that follow it in the *2016–17 Edition District and Test Site Coordinator’s Manual* for additional instructions.

This is a scannable form. Do not alter it or create your own version. If photocopying this document to use as a master for monthly shipments, only photocopy onto white paper.

Contractor Use			Grade	Number Tested	Comments
Code	Did Not Receive	Received			
			K		
			1		
			2		
			3		
			4		
			5		
			6		
			7		
			8		
			9		
			10		
			11		
			12		
					Contractor Use



# SCHOOL/GROUP LIST


## 2016–17 California English Language Development Test

District Name: **Sacramento City Unified**

CDS: **34-67439-6059364**

School Name: **Wood (Will C.) Middle**

Contact Name: _____
Phone Number: _____



**To complete the School/Group List (SGL):**

1. Write in the name and phone number for the school’s site coordinator. Do not attach labels with this information in this section.
2. Write in the **exact** number of students tested in the appropriate grade row. This number must match the number of students tested as indicated on the corresponding GIS.
  - Do **not** add your own grade rows. If you have multiple groups per grade, consolidate them into one group with one GIS.
  - Do **not** write in a “0” or write a slash through the Number Tested field for grades with no Answer Books submitted for this school.
  - Do **not** write outside of the Contact box and the Number Tested and Comment columns. All other marks will make this document unscannable.
3. Keep a photocopy of the completed document for your records.

Refer to Figure 10 and the instructions that follow it in the *2016–17 Edition District and Test Site Coordinator’s Manual* for additional instructions.

This is a scannable form. Do not alter it or create your own version. If photocopying this document to use as a master for monthly shipments, only photocopy onto white paper.

Contractor Use			Grade	Number Tested	Comments
Code	Did Not Receive	Received			
			K		
			1		
			2		
			3		
			4		
			5		
			6		
			7		
			8		
			9		
			10		
			11		
			12		
					Contractor Use



# SCHOOL/GROUP LIST


## 2016–17 California English Language Development Test

District Name: **Sacramento City Unified**

CDS: **34-67439-6034334**

School Name: **Woodbine Elementary**

Contact Name: _____
Phone Number: _____



**To complete the School/Group List (SGL):**

1. Write in the name and phone number for the school’s site coordinator. Do not attach labels with this information in this section.
2. Write in the **exact** number of students tested in the appropriate grade row. This number must match the number of students tested as indicated on the corresponding GIS.
  - Do **not** add your own grade rows. If you have multiple groups per grade, consolidate them into one group with one GIS.
  - Do **not** write in a “0” or write a slash through the Number Tested field for grades with no Answer Books submitted for this school.
  - Do **not** write outside of the Contact box and the Number Tested and Comment columns. All other marks will make this document unscannable.
3. Keep a photocopy of the completed document for your records.

Refer to Figure 10 and the instructions that follow it in the *2016–17 Edition District and Test Site Coordinator’s Manual* for additional instructions.

This is a scannable form. Do not alter it or create your own version. If photocopying this document to use as a master for monthly shipments, only photocopy onto white paper.

Contractor Use			Grade	Number Tested	Comments
Code	Did Not Receive	Received			
			K		
			1		
			2		
			3		
			4		
			5		
			6		
			7		
			8		
			9		
			10		
			11		
			12		
					Contractor Use



# SCHOOL/GROUP LIST


## 2016–17 California English Language Development Test

District Name: **Sacramento City Unified**

CDS: **34-67439-0121665**

School Name: **Yav Pem Suab Academy**

Contact Name: _____
Phone Number: _____



**To complete the School/Group List (SGL):**

1. Write in the name and phone number for the school’s site coordinator. Do not attach labels with this information in this section.
2. Write in the **exact** number of students tested in the appropriate grade row. This number must match the number of students tested as indicated on the corresponding GIS.
  - Do **not** add your own grade rows. If you have multiple groups per grade, consolidate them into one group with one GIS.
  - Do **not** write in a “0” or write a slash through the Number Tested field for grades with no Answer Books submitted for this school.
  - Do **not** write outside of the Contact box and the Number Tested and Comment columns. All other marks will make this document unscannable.
3. Keep a photocopy of the completed document for your records.

Refer to Figure 10 and the instructions that follow it in the *2016–17 Edition District and Test Site Coordinator’s Manual* for additional instructions.

This is a scannable form. Do not alter it or create your own version. If photocopying this document to use as a master for monthly shipments, only photocopy onto white paper.

Contractor Use			Grade	Number Tested	Comments
Code	Did Not Receive	Received			
			K		
			1		
			2		
			3		
			4		
			5		
			6		
			7		
			8		
			9		
			10		
			11		
			12		

Contractor Use

