

CMP-Capitol Charter Renewal

March 18th, 2021

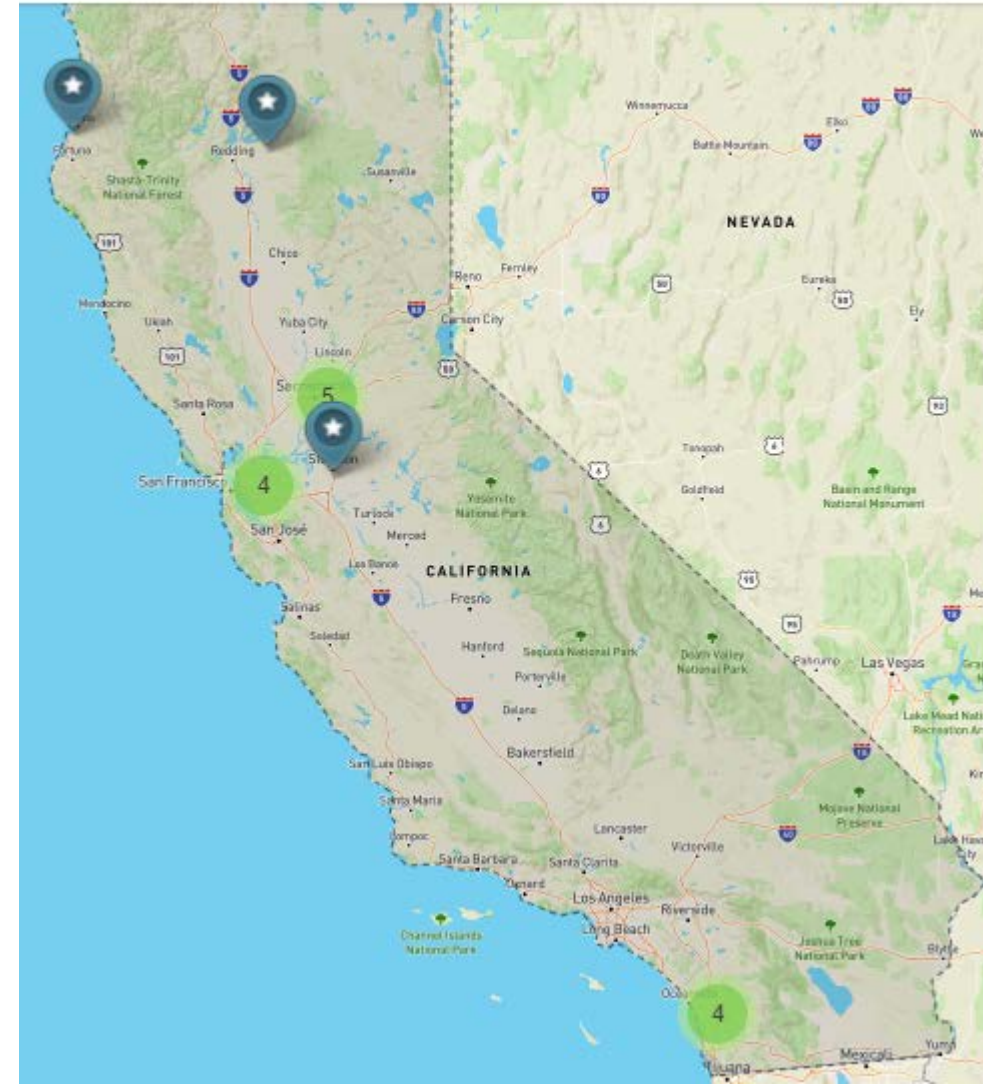
CMP Capitol's Unique Niche in the Sacramento City School Ecosystem

Mission Statement: The Mission of the California Montessori Project is to offer a quality, tuition-free Montessori Education that challenges our students to reach their full potential.

Free, public, Montessori schools are rare. According to the National Center for Montessori in the Public Sector there are only 16 public Montessori schools serving students K-8th grade in California.

Our students and families are looking specifically for a Montessori education. 44% of the current CMP-Capitol wait list consists of students that reside outside of SCUSD. At this time, we have received 191 applications for the CMP-Capitol Campus for school year 2021-22. Of those 191 applications, 51% of applicants also applied to other CMP campuses.

MONTESSORI ✓ CENSUS



CMP Capitol – Hybrid Learning



CMP Capitol – Hybrid Learning



CMP-Capitol is in the Middle Performance Category Per CDE

Charter School Performance Category Data File

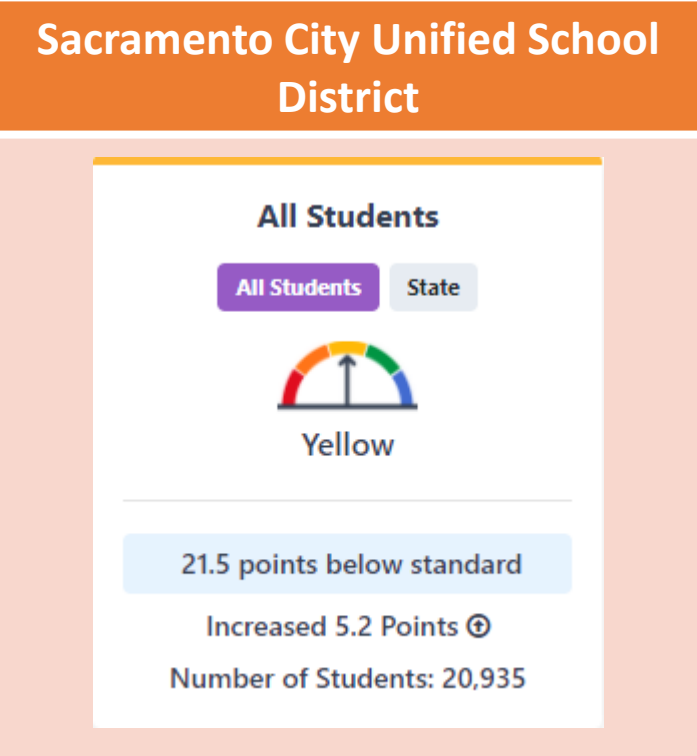
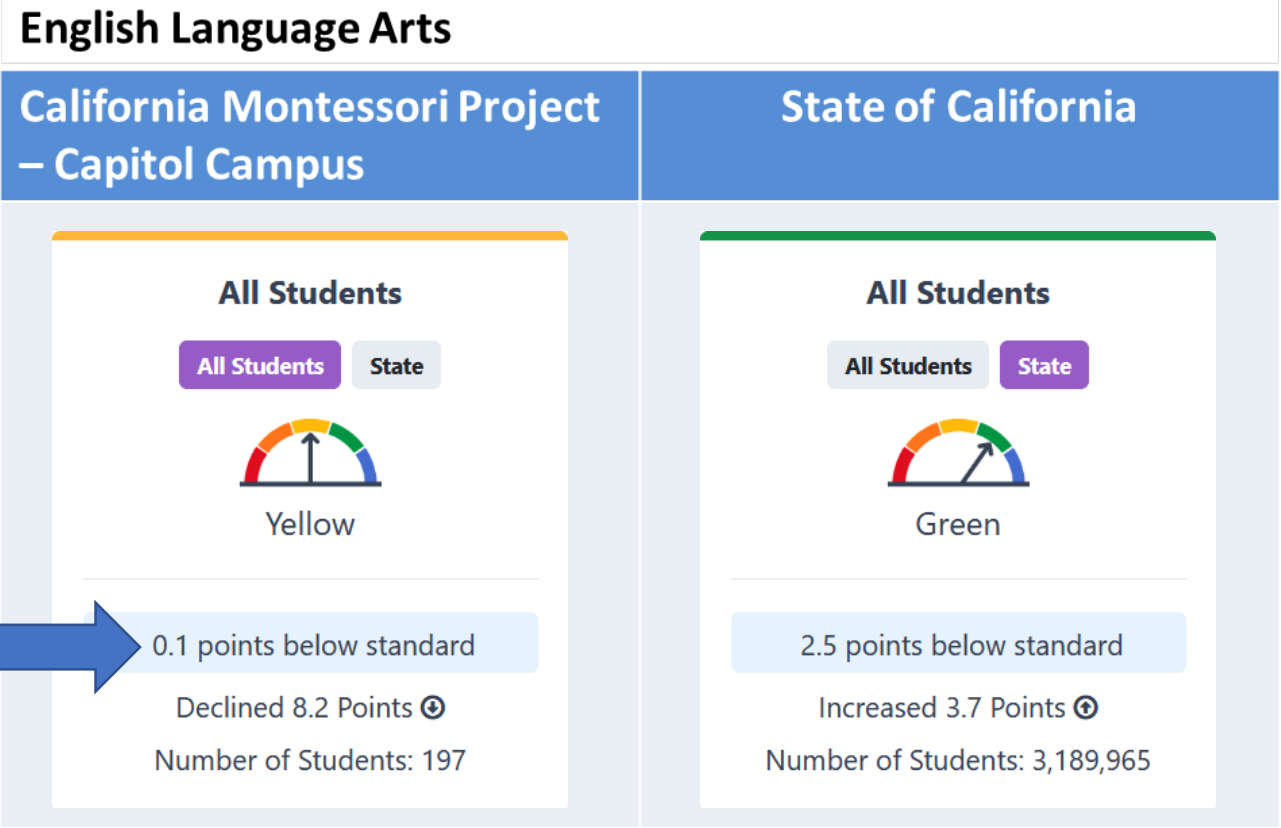
California Department of Education, July 1, 2020

CDS: County District School, N/A: Not Applicable.

CDS	School	District	County	School_Type	Performance_Level
09618380111724	California Montessori Project-Shingle Springs Campus	Buckeye Union Elementary	El Dorado	Elementary Schools (Public)	High Performing
34673140111732	California Montessori Project - Elk Grove Campus	Elk Grove Unified	Sacramento	Elementary Schools (Public)	Middle Performing
34674390111757	California Montessori Project - Capitol Campus	Sacramento City Unified	Sacramento	Elementary Schools (Public)	Middle Performing
34674470112169	California Montessori Project-San Juan Campuses	San Juan Unified	Sacramento	Elementary Schools (Public)	Middle Performing

Pursuant to California Education Code, SCUSD shall consider a five (5) year renewal for CMP-Capitol

Dashboard Review: ELA



CMP – Capitol performed better than State and SCUSD.

Dashboard Review: Math

Mathematics

California Montessori Project – Capitol Campus

All Students

All Students State



Orange

38 points below standard

Declined 5.7 Points ⬇️

Number of Students: 196

State of California

All Students

All Students State



Orange

33.5 points below standard

Maintained 2.9 Points

Number of Students: 3,183,085

Sacramento City Unified School District

All Students

All Students State



Orange

48.8 points below standard

Maintained 1.8 Points

Number of Students: 20,890

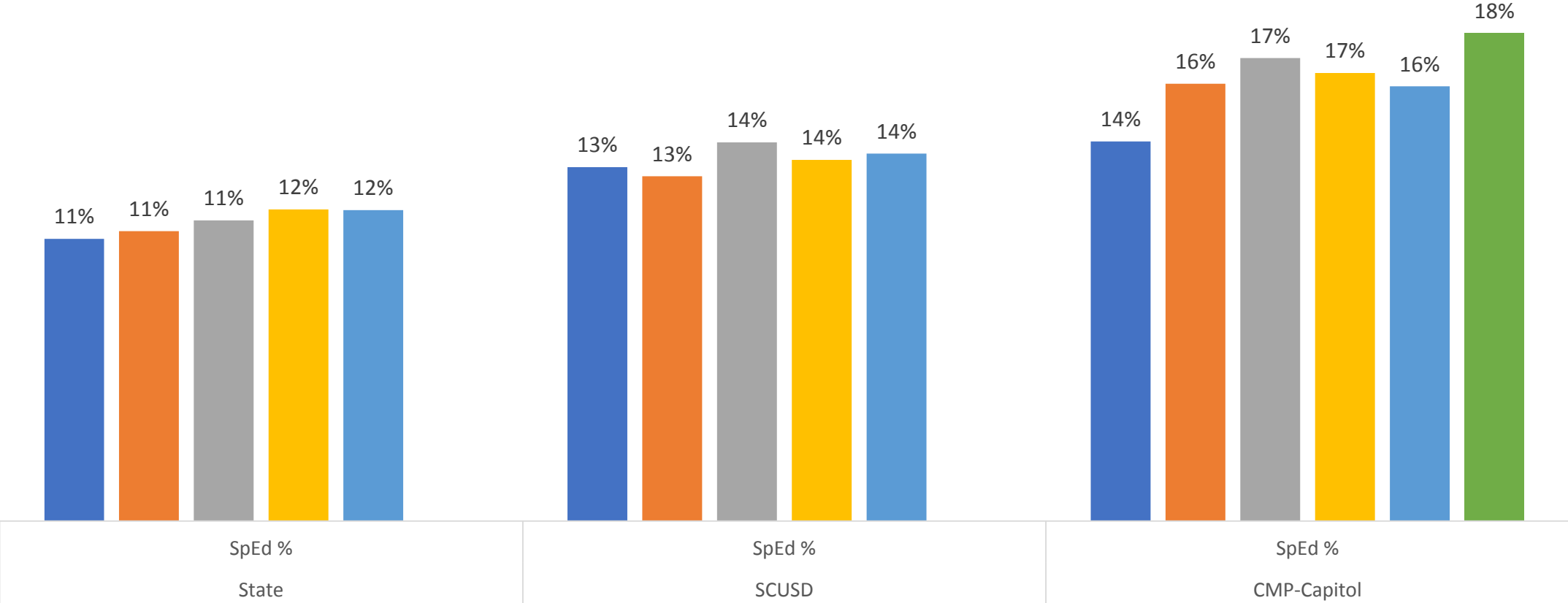


CMP – Capitol performed better than SCUSD but slightly worse than the state.

Renewal is in the Best Interests of Students

State, SCUSD, CMP-Capitol Student's With Disabilities Percentage of Student Population Comparison

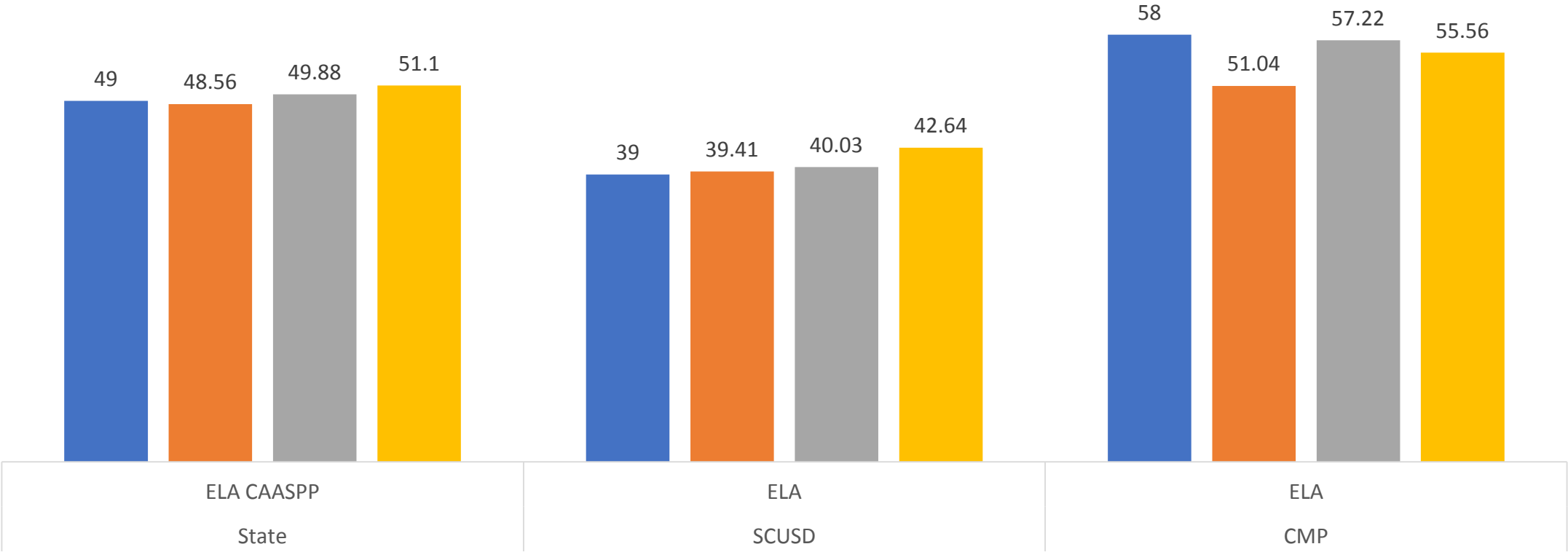
■ 15-16 ■ 16-17 ■ 17-18 ■ 18-19 ■ 19-20 ■ 20-21



Renewal is in the Best Interests of Students

State/SCUSD/CMP CAASPP ELA Percent Proficient Multi-Year Comparison

■ 15/16 ■ 16/17 ■ 17/18 ■ 18/19



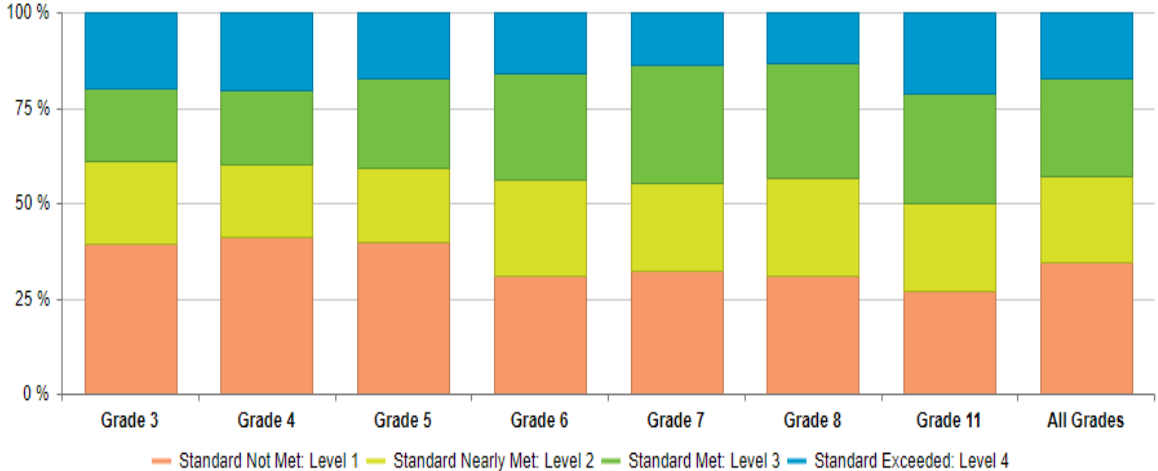
Renewal is in the Best Interests of Students

SCUSD 2018-19 CAASPP ELA

2018-19 Detailed Test Results

ENGLISH LANGUAGE ARTS/LITERACY

Achievement Level Distribution

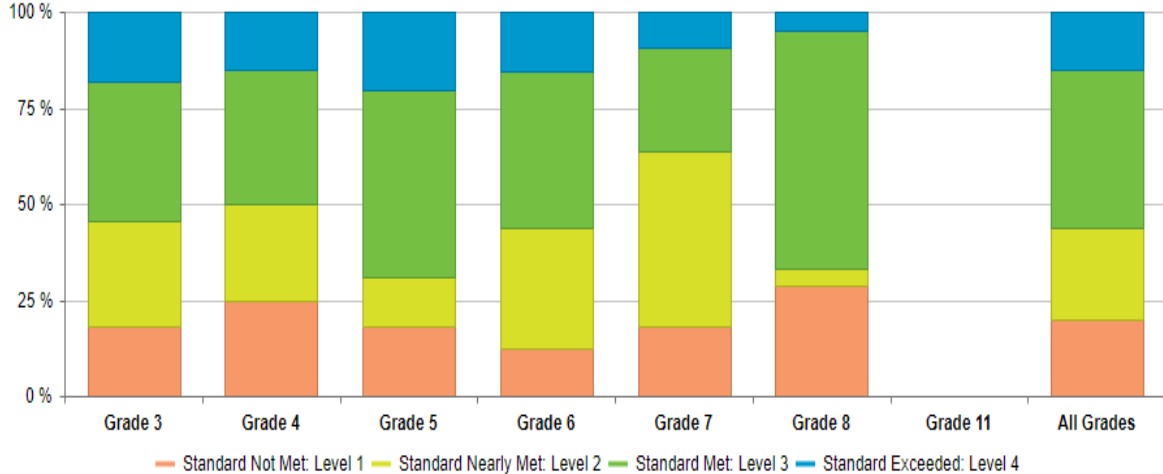


CMP-Capitol 2018-19 CAASPP ELA

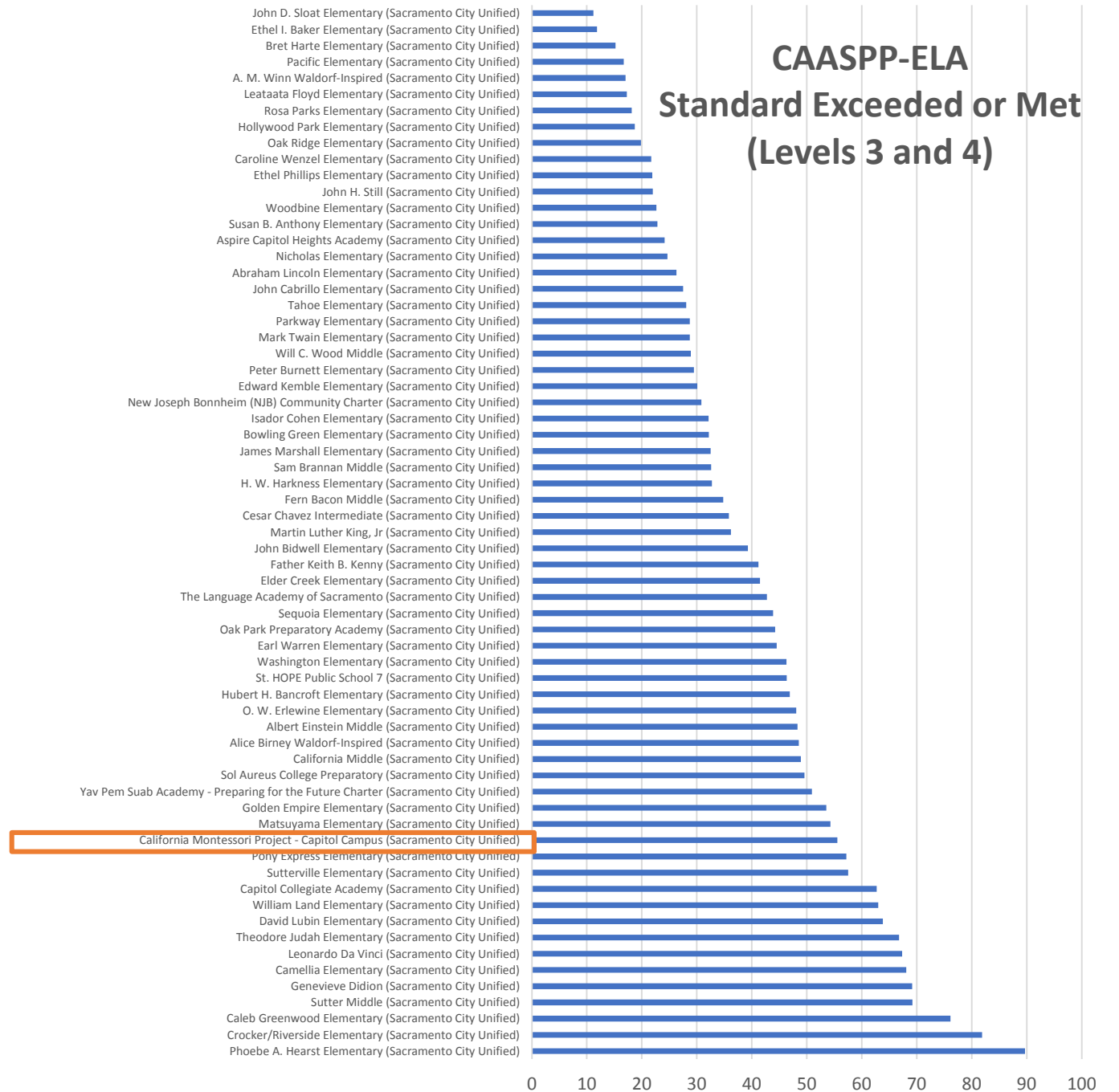
2018-19 Detailed Test Results

ENGLISH LANGUAGE ARTS/LITERACY

Achievement Level Distribution



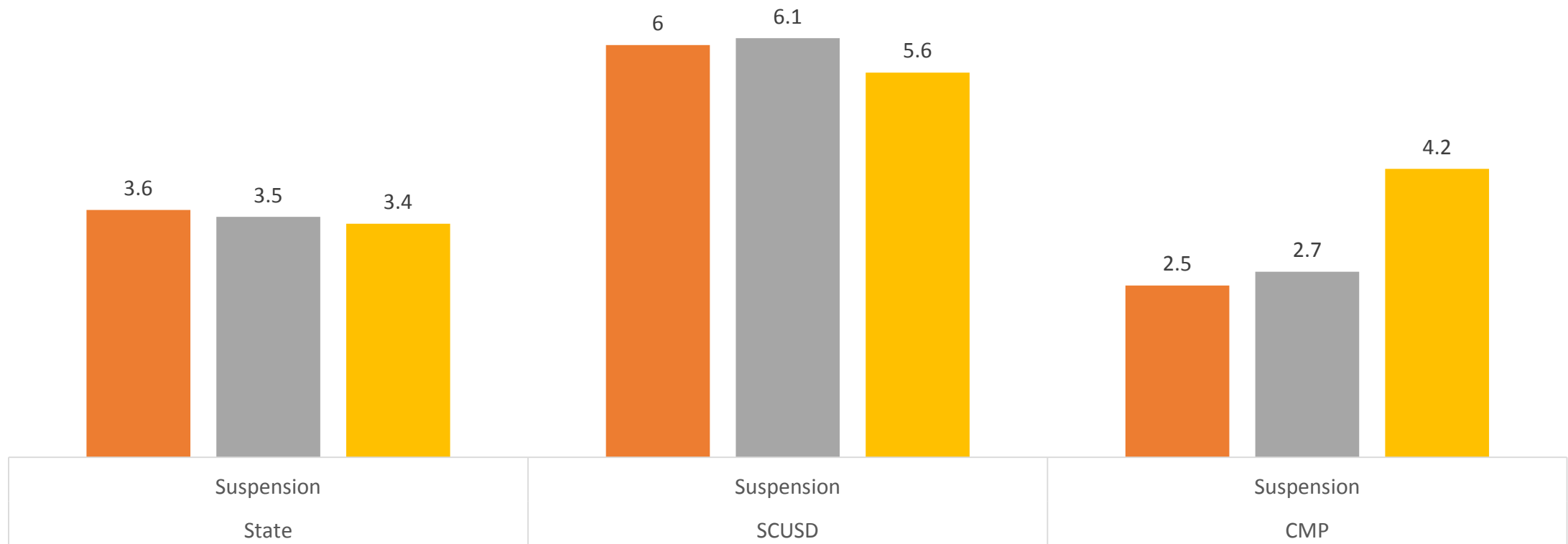
Renewal is in the Best Interests of Students



Renewal is in the Best Interests of Students

State/SCUSD/CMP Suspension Rate Multi-Year Comparison

■ 16/17 ■ 17/18 ■ 18/19



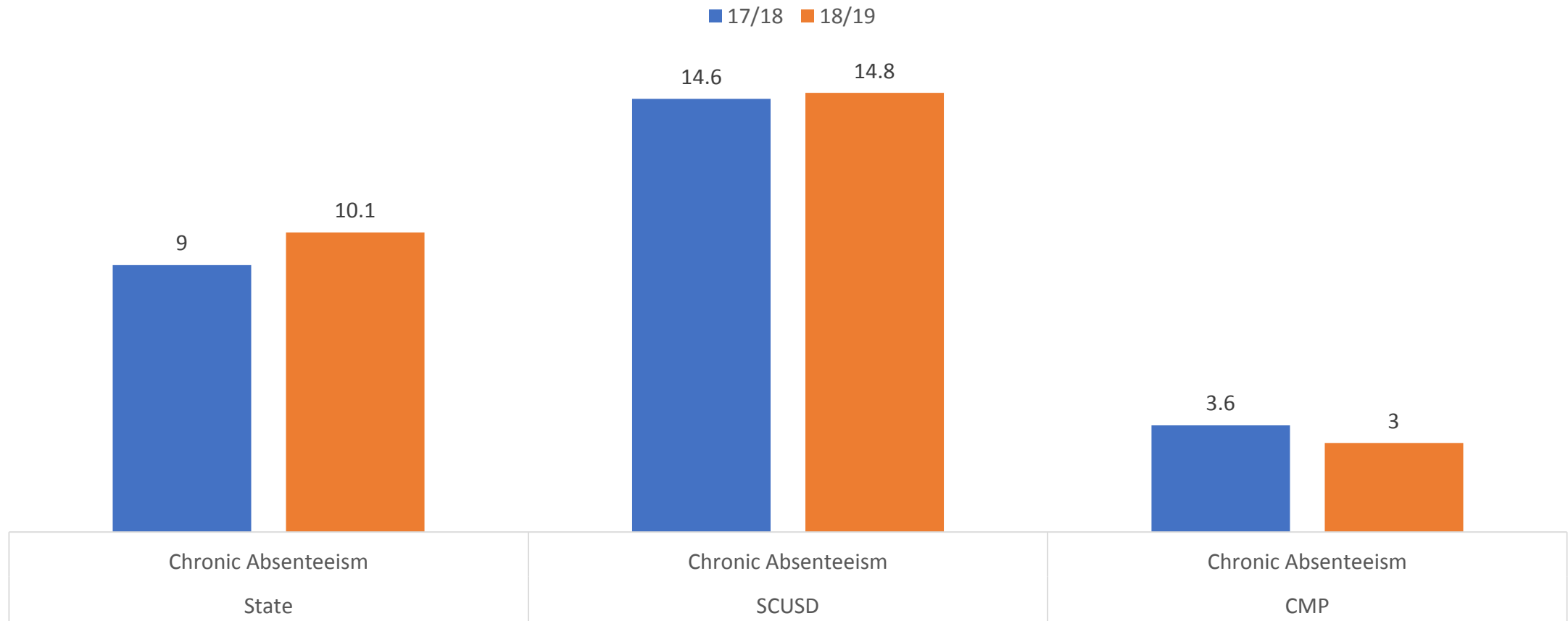
Renewal is in the Best Interests of Students

Report Totals

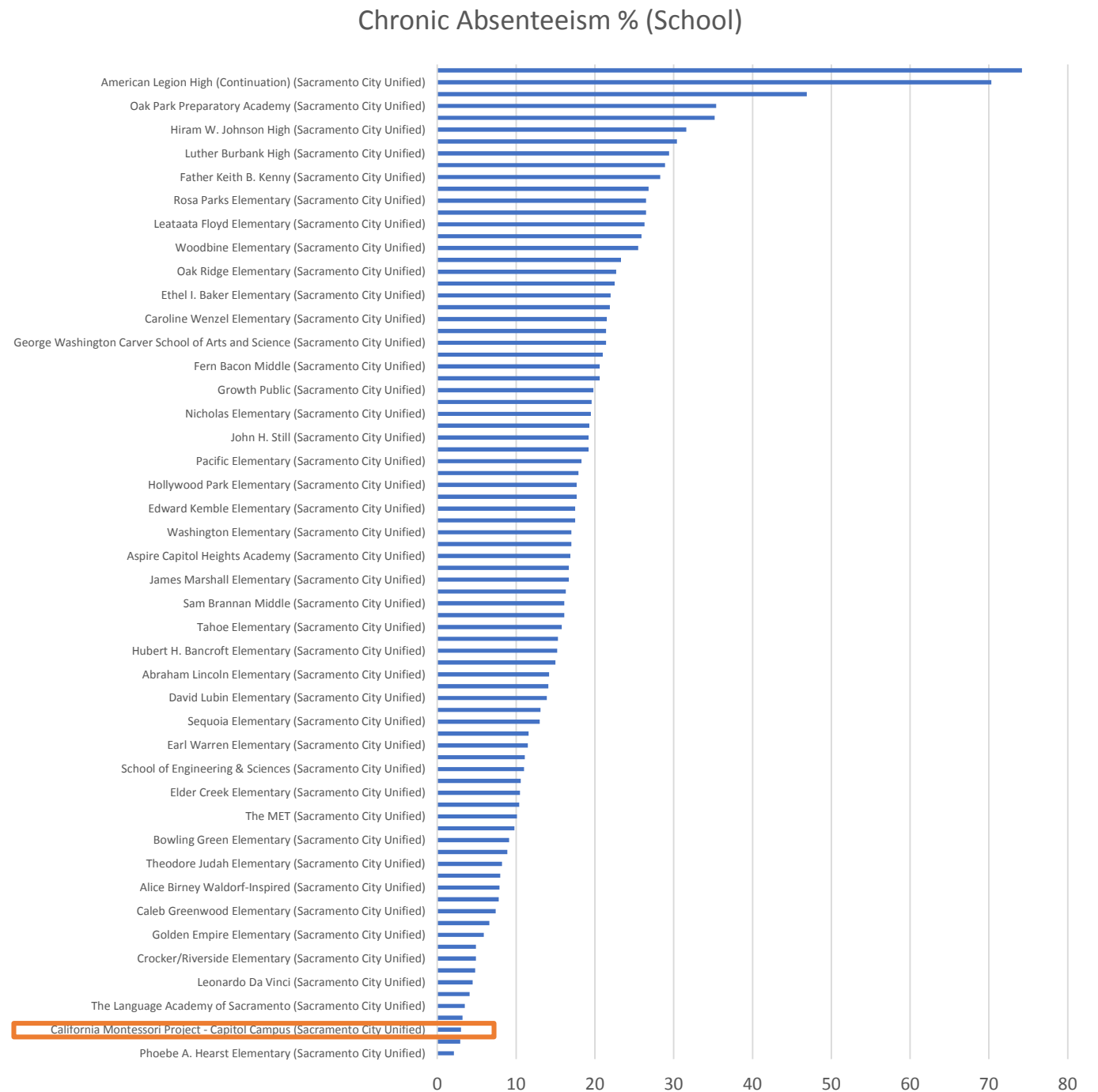
Name	Cumulative Enrollment	Total Suspensions	Unduplicated Count of Students Suspended	Suspension Rate	Percent of Students Suspended with One Suspension	Percent of Students Suspended with Multiple Suspensions
California Montessori Project - Capitol Campus	339	2	2	0.6%	100.0%	0.0%
Sacramento City Unified	49,112	2,754	1,817	3.7%	71.8%	28.2%
Sacramento County	260,447	17,043	9,847	3.8%	67.7%	32.3%
Statewide	6,306,934	233,753	154,718	2.5%	72.7%	27.3%

Renewal is in the Best Interests of Students

State/SCUSD/CMP Chronic Absenteeism Rate Multi-Year Comparison

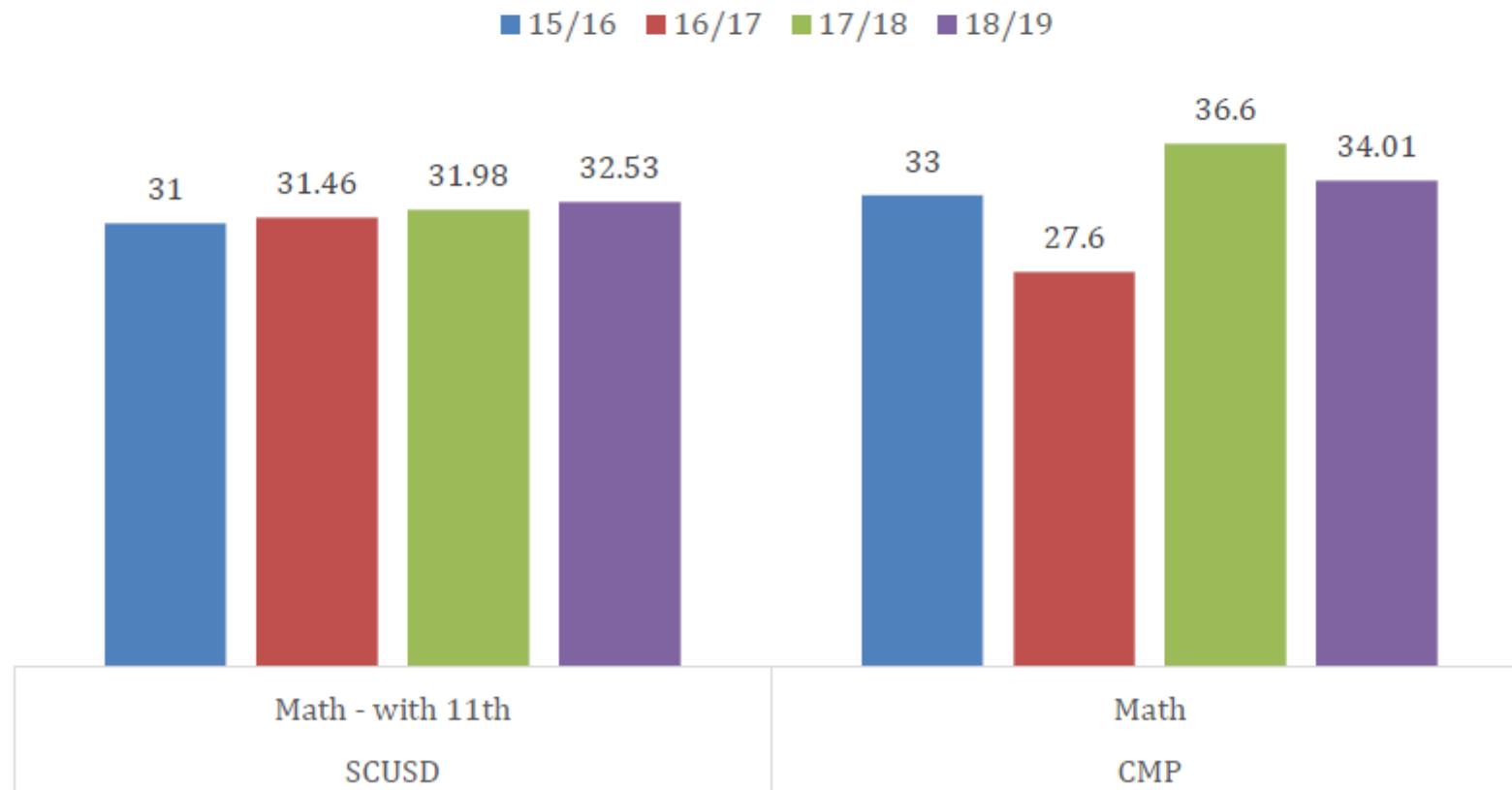


Renewal is in the Best Interests of Students



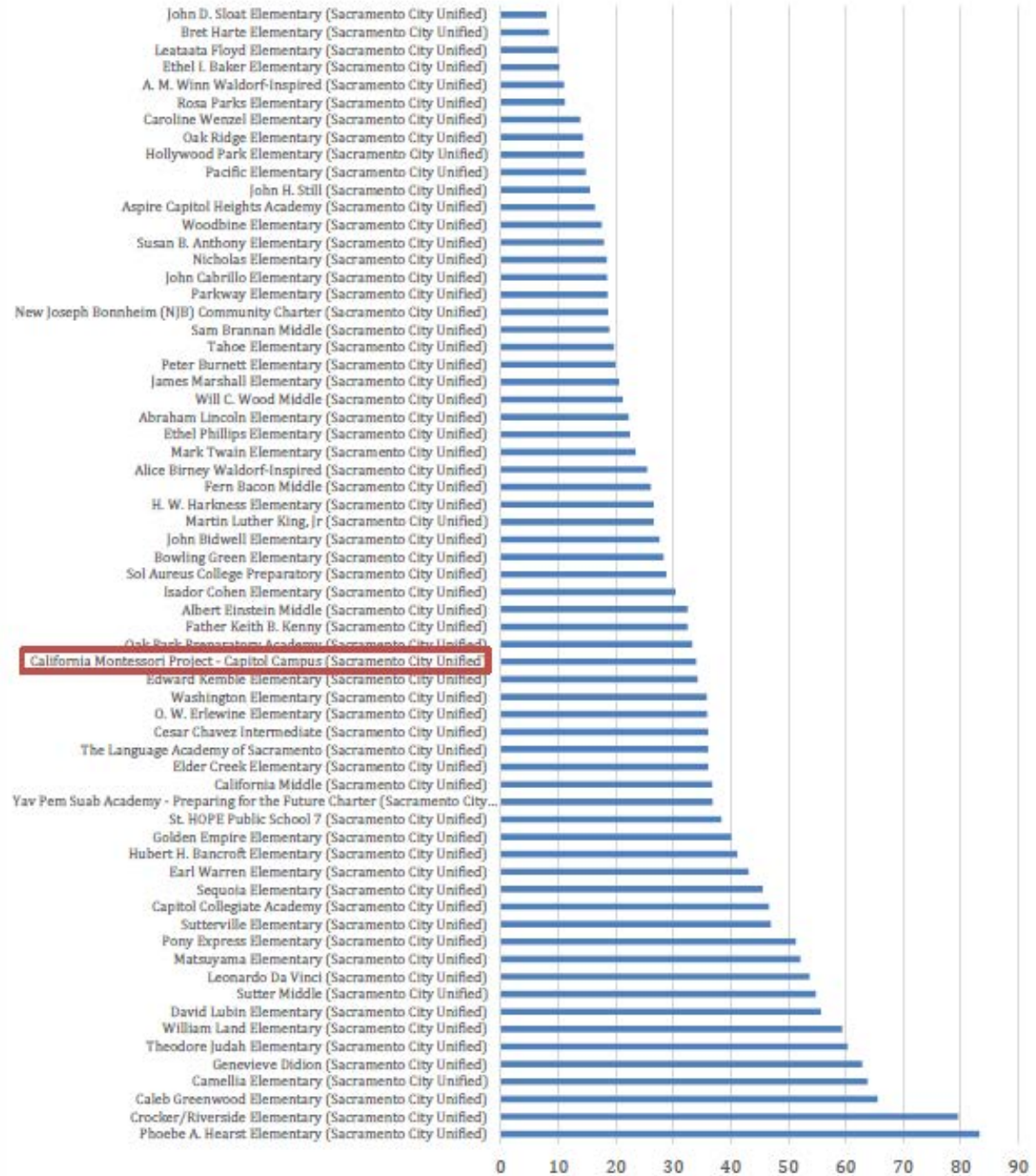
CMP Capitol's Areas of Focus for the Next Five Years

SCUSD/CMP CAASPP Math Percent Proficient Multi-Year Comparison



CMP Capitol's Areas of Focus for the Next Five Years

CAASPP-Math Standard Exceeded or Met (Levels 3 and 4)



CMP Capitol's Plans for Continuous Improvement for the Next 5 Years

Academic Strategies

- Classroom Instructional Rounds with regular observation and feedback
- i-Ready Diagnostic and Assessment Program
- Math Specialist Implementation and Support of Math Intervention Program
- Expansion of Reading Intervention Programs
- Montessori Curriculum Guide Aligned to California State Standards
- Standards Based Report Cards

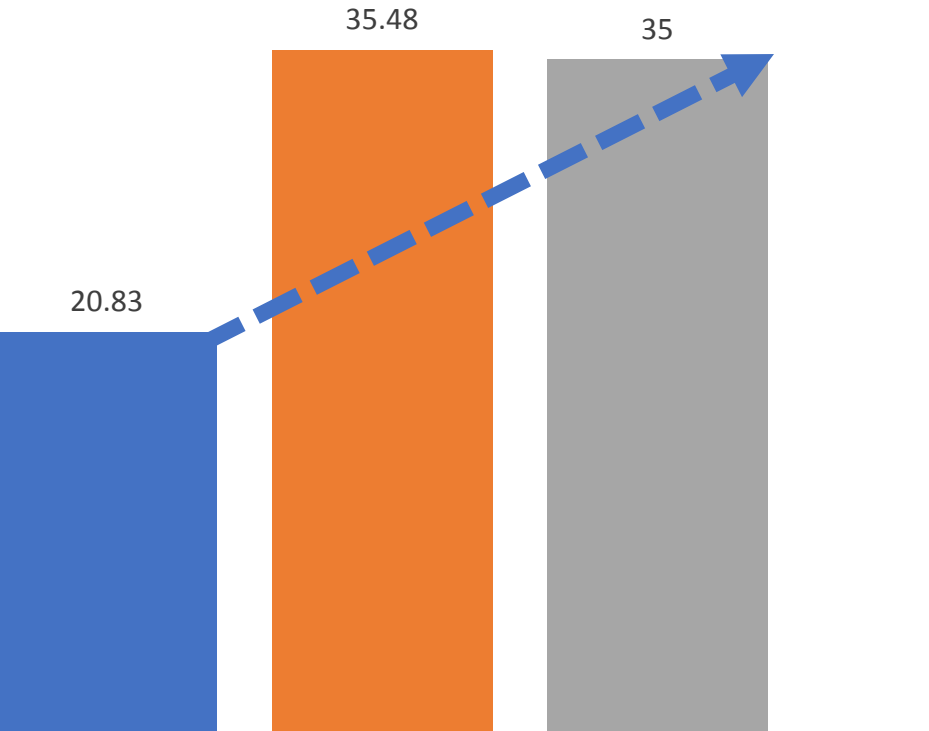
Social Emotional Strategies

- Hiring of Counselor
- Hiring of Board Certified Behavior Analyst (BCBA)
- Continued Implementation of PBIS
- Continued Mindfulness Training

Measurable Increases in Academic Performance

CMP - ELA CAASPP Growth in Percent Proficient

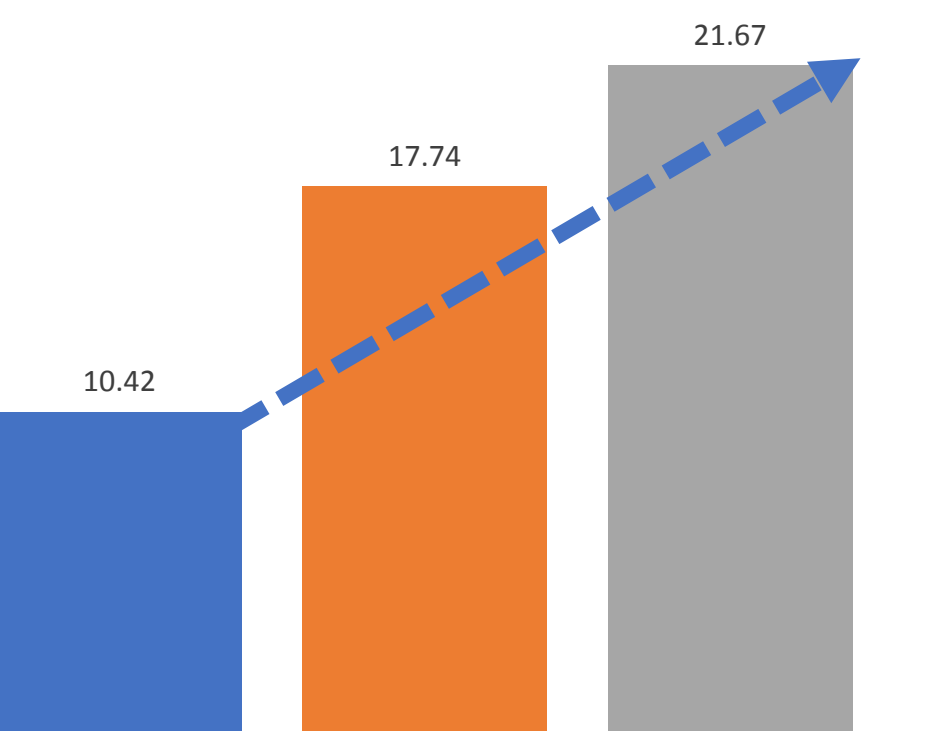
■ 2016-17 ■ 2017-18 ■ 2018-19



Socioeconomically Disadvantaged Students

CMP - Math CAASPP Growth in Percent Proficient

■ 2016-17 ■ 2017-18 ■ 2018-19

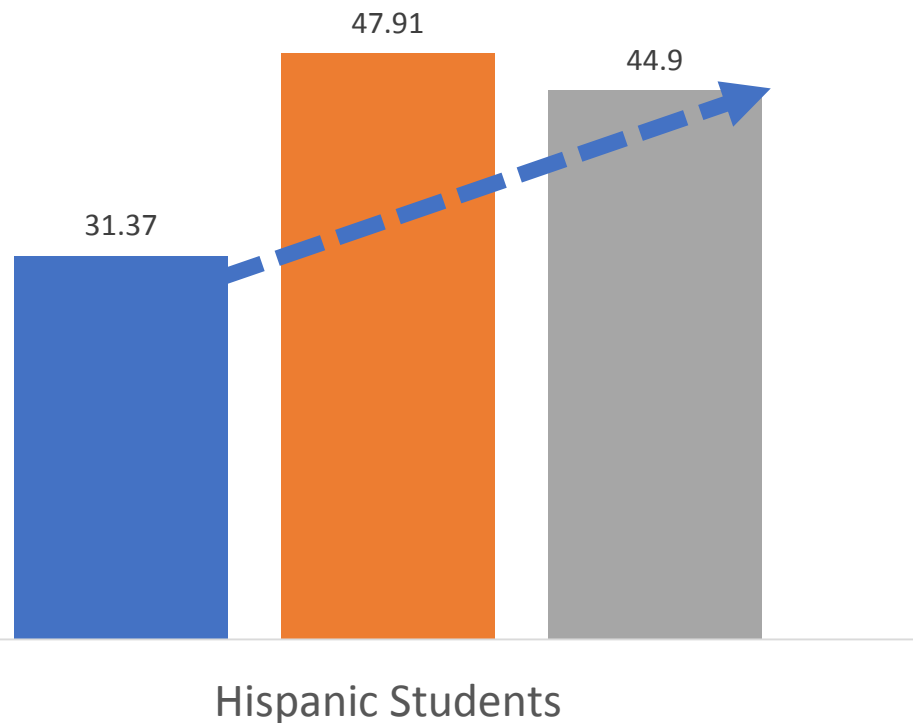


Socioeconomically Disadvantaged Students

Measurable Increases in Academic Performance

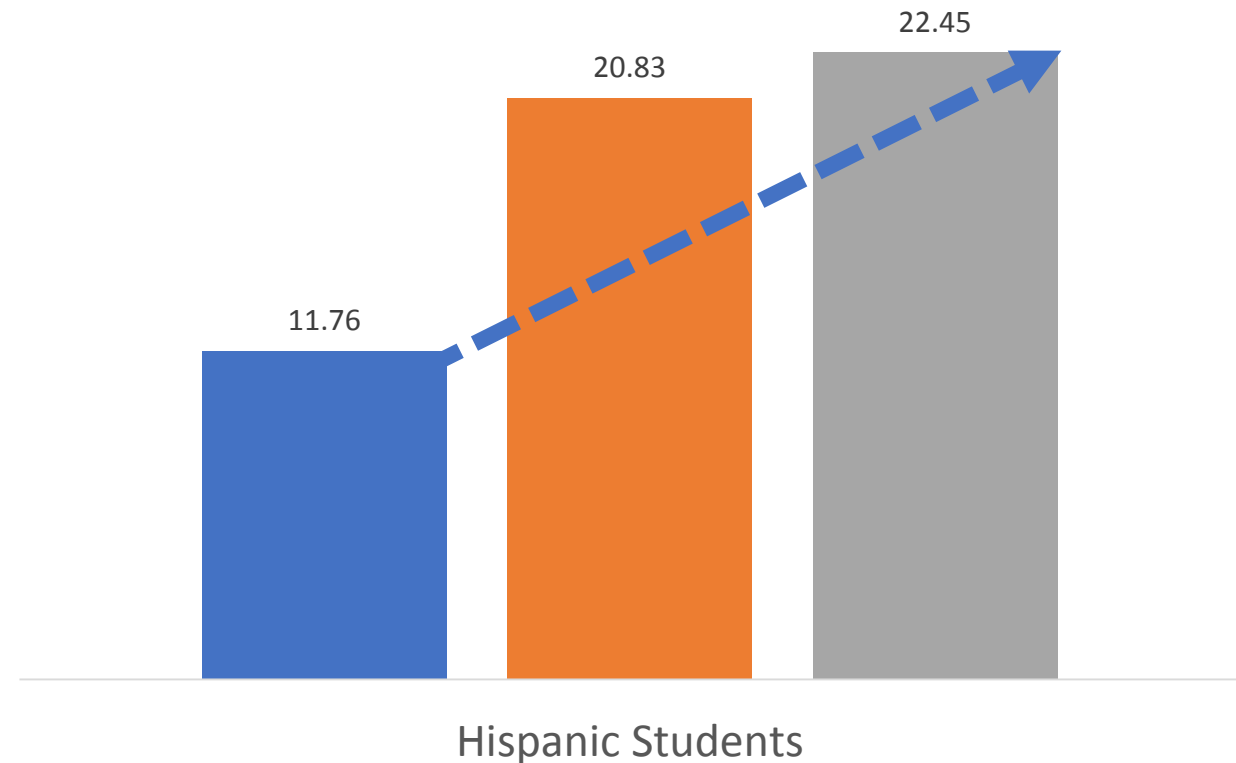
CMP - ELA CAASPP Growth in Percent Proficient

■ 2016-17 ■ 2017-18 ■ 2018-19



CMP - Math CAASPP Growth in Percent Proficient

■ 2016-17 ■ 2017-18 ■ 2018-19



Measurable Increases in Academic Performance: CDE Approved Verifiable Data

2019-20 CMP Capitol Campus Growth in iReady Proficiency

***Highly Correlated to CAASPP**

Reading



- At Risk for Tier 3
5% (From 27%)
- Tier 2
32% (From 49%)
- Tier 1
63% (From 25%)

Math



- At Risk for Tier 3
10% (From 29%)
- Tier 2
48% (From 62%)
- Tier 1
42% (From 9%)

CMP Capitol's Highlights

CMP – Capitol students were successful on all State indicators reflected on the California School Dashboard:

- ELA: CMP outperformed the State each year since the last charter renewal and performed in the top 20% of SCUSD schools over the course of the last charter.
- Math: CMP outperformed the District in every year but one since the last charter renewal.
- Science: In 2018-2019 CMP 5th Graders outperformed the State and the District and CMP 8th Graders performed about the same level as the District and the State.
- Chronic Absenteeism: CMP had much lower chronic absenteeism than both the State and the District in every year since the last charter renewal. Only two SCUSD schools had better Chronic Absenteeism rates than CMP.
- Suspension Rate: CMP had lower Suspension Rates than the State every year but one and had a lower Suspension Rate than the District in every year since the last charter renewal.
- Local Indicators: CMP - Capitol met the standard for all local indicators reflected on the California School Dashboard.

Accredited by the Western Association of Schools and Colleges (WASC) and by the American Montessori Society (AMS)