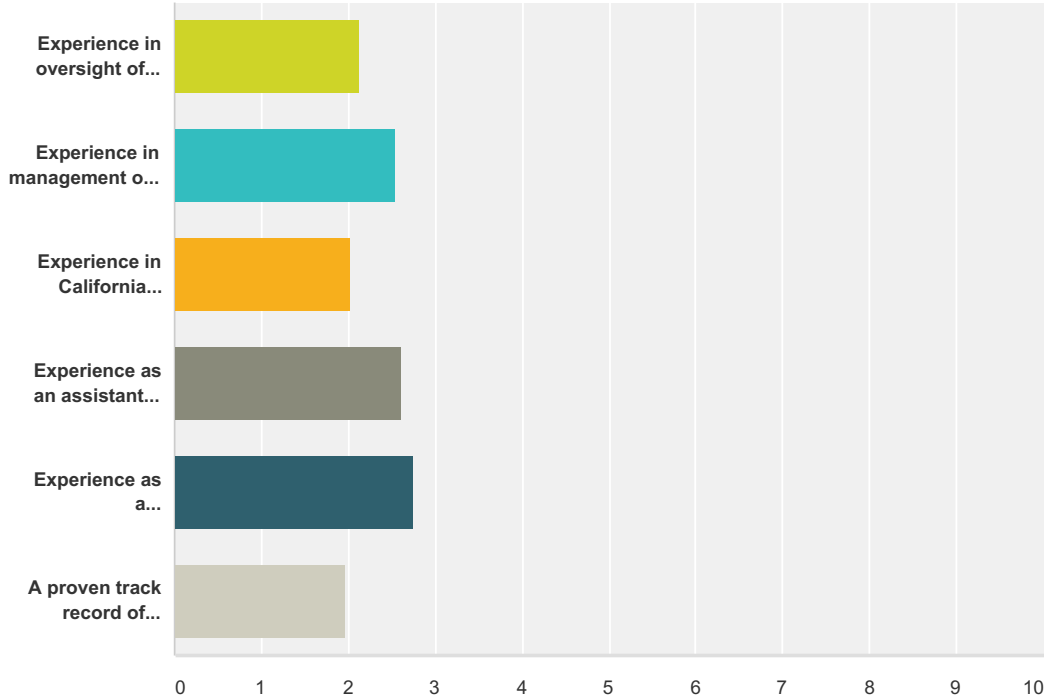


**Q1 Rank the following in order of desirability (1 = highest rating, 5 = lowest rating):**

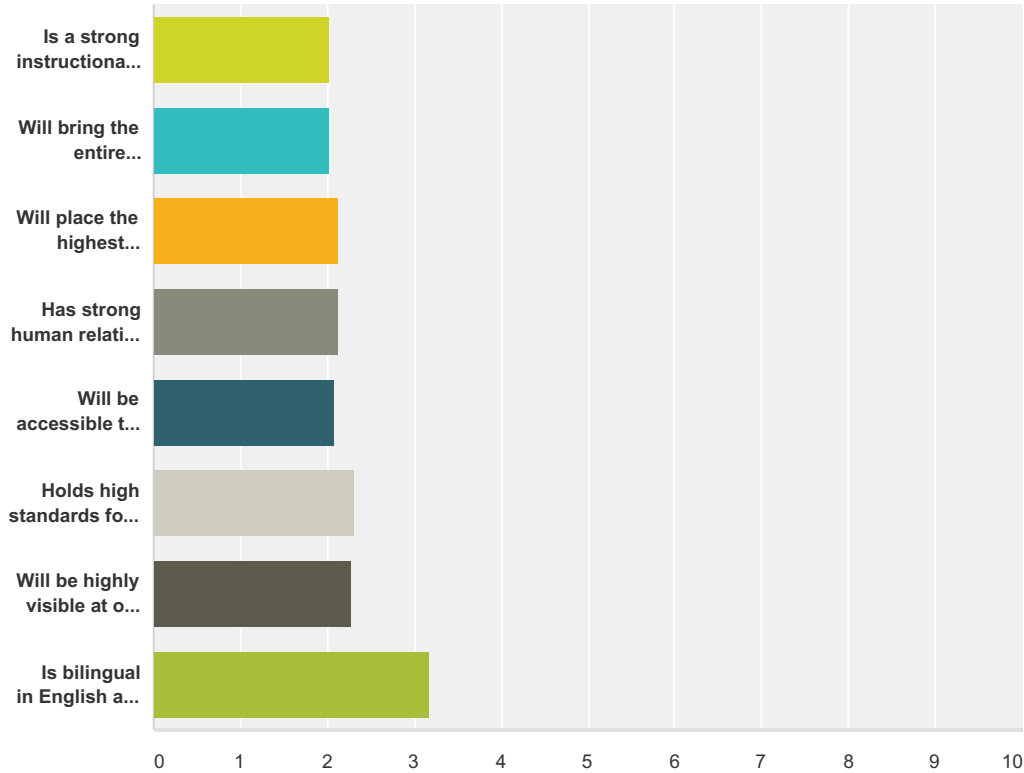
Answered: 404 Skipped: 4



	1	2	3	4	5	Total	Weighted Average
Experience in oversight of school district finances, budgets, and business management.	42.17% 167	27.02% 107	14.65% 58	8.59% 34	7.58% 30	396	2.12
Experience in management of school facilities.	23.60% 93	29.44% 116	25.13% 99	13.20% 52	8.63% 34	394	2.54
Experience in California public education, either teaching and/or site administration.	54.21% 219	17.57% 71	10.40% 42	6.19% 25	11.63% 47	404	2.03
Experience as an assistant superintendent or associate superintendent.	20.45% 81	29.55% 117	24.49% 97	18.18% 72	7.32% 29	396	2.62
Experience as a superintendent in a comparable district.	16.54% 65	29.26% 115	27.74% 109	15.27% 60	11.20% 44	393	2.75
A proven track record of strong academic achievement for all students, including special needs children, second language learners, and children of poverty.	58.81% 237	14.64% 59	9.93% 40	4.71% 19	11.91% 48	403	1.96

**Q2 Rate characteristics to look for in a superintendent based on their importance to you (1 = highest rating, 5 = lowest score):**

Answered: 404 Skipped: 4



	1	2	3	4	5	Total	Weighted Average
Is a strong instructional leader who will maintain and improve the student achievement gains made in the district.	47.47% 188	25.51% 101	11.87% 47	6.82% 27	8.33% 33	396	2.03
Will bring the entire community together toward a strong vision of student achievement.	54.98% 221	16.92% 68	9.95% 40	7.21% 29	10.95% 44	402	2.02
Will place the highest priority on safe environments for students and staff.	42.64% 171	27.18% 109	13.47% 54	7.73% 31	8.98% 36	401	2.13
Has strong human relations skills and is a "people person."	45.45% 180	19.44% 77	18.94% 75	8.84% 35	7.32% 29	396	2.13
Will be accessible to parents and staff.	47.21% 186	24.87% 98	9.90% 39	7.61% 30	10.41% 41	394	2.09
Holds high standards for consistent discipline in schools.	32.82% 127	27.39% 106	21.71% 84	11.63% 45	6.46% 25	387	2.32
Will be highly visible at our school and community events.	40.26% 157	23.59% 92	16.15% 63	8.72% 34	11.28% 44	390	2.27
Is bilingual in English and Spanish.	12.21% 47	20.52% 79	29.61% 114	13.25% 51	24.42% 94	385	3.17

**Q3 What other desirable professional and personal characteristics would you like to see in the next superintendent?**

Answered: 324 Skipped: 84

**Q4 In your opinion, what are some of the outstanding qualities of the Sacramento City Unified School District?**

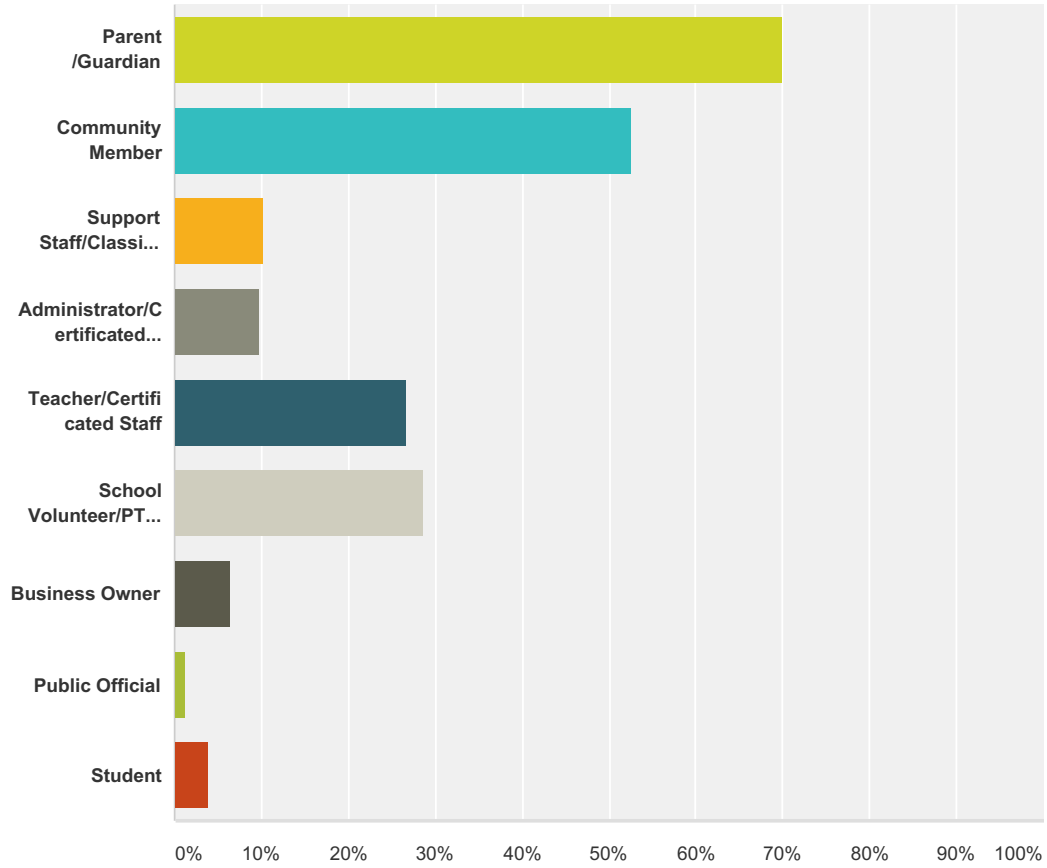
Answered: 288 Skipped: 120

**Q5 In your opinion, what are some of the challenges facing the Sacramento City Unified School District?**

Answered: 314 Skipped: 94

**Q6 Your perspective on Sacramento City Unified School District comes from being a (check all that apply):**

Answered: 407 Skipped: 1



Answer Choices	Responses	Count
Parent /Guardian	70.02%	285
Community Member	52.58%	214
Support Staff/Classified Staff	10.32%	42
Administrator/Certificated Staff	9.83%	40
Teacher/Certificated Staff	26.78%	109
School Volunteer/PTA Member	28.50%	116
Business Owner	6.39%	26
Public Official	1.23%	5
Student	3.93%	16
<b>Total Respondents: 407</b>		