

Sacramento City Unified City School District 2015-2016



NNAT2 Administrator Training/Webinar

Copyright © 2015 Pearson Education, Inc. or its affiliates. All rights reserved.

Copyright Notice

- . All materials and content are protected under the United States copyright law and include-but are not limited to:
 - Software (including screenshots or images of the software)
 - PowerPoint's, handouts, training guides, software guides, manuals, scripts, and other assorted documentation in the form of print, digital, or other medial format
 - Videos or other media
- . For more information, please see **Pearson Assessment Terms of Use** (<http://www.pearsonassessments.com/website-terms-of-use.html>)

Goal of the Webinar:


Provide Test Administrators with the tools and information needed to successfully administer the NNAT2 assessment.



Copyright © 2015 Pearson Education, Inc. or its affiliates. All rights reserved.

Objectives:

- **Identify** Key Dates, Contacts and Responsibilities
- **Become** familiar with testing procedures
- **Ensure** you can administer the NNAT2 assessment successfully



Testing Place and Time:

Testing for Grade 1 must be completed between
January 11, 2016 to January 29, 2016

Administration will take place in schools during the school day

Any make-ups not able to be re-scheduled at the school site will
be handled by the GATE office

BEFORE Test Administration



Naglieri Nonverbal Ability Test[®]
Second Edition



Copyright © 2015 Pearson Education, Inc. or its affiliates. All rights reserved.

Before Test Administration: NNAT2 DFA and Test Booklet

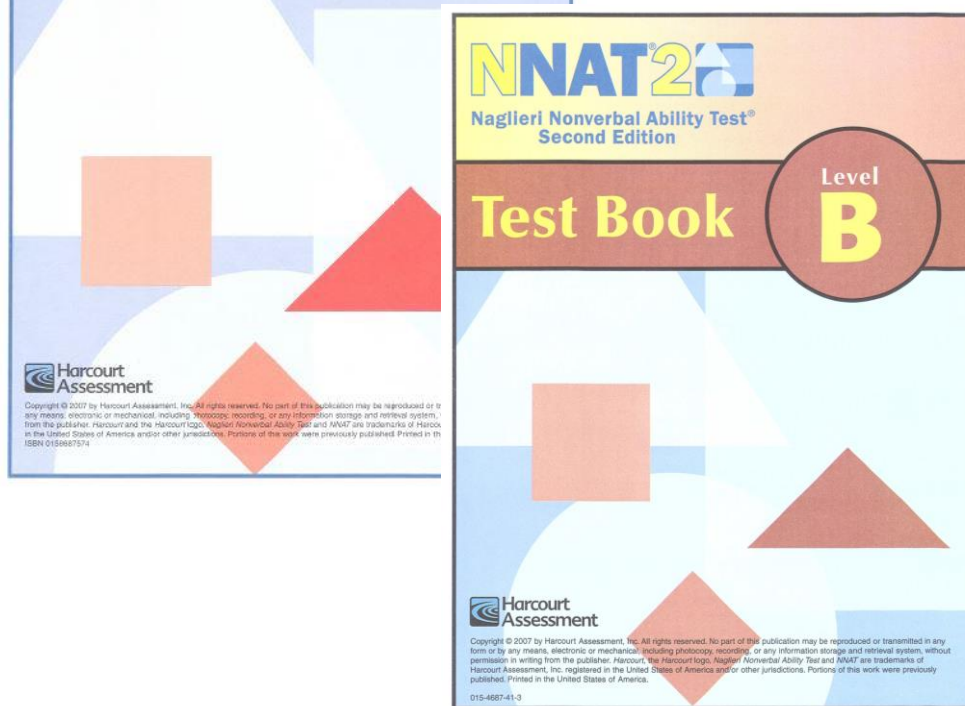



Table 1. NNAT2 Levels and Corresponding Grades

Level	Grade(s)
A	K
B	1
C	2
D	3, 4
E	5, 6
F	7, 8, 9
G	10, 11, 12

Copyright © 2015 Pearson Education, Inc. or its affiliates. All rights reserved.

Before Test Administration: Inventory Materials

You will receive the following:

- NNAT2 test booklets, including one for demonstration
- NNAT2 Directions for Administration (DFA)
- Cheat sheet from GATE
- Pencils (may be included)
- Clock (to limit testing to 30 minutes) **NOT INCLUDED**




Before Test Administration: Demographic page

Place
Pre-ID Label
Here

DURING Test Administration



Naglieri Nonverbal Ability Test[®]
Second Edition




Copyright © 2015 Pearson Education, Inc. or its affiliates. All rights reserved.


During Test Administration: NNAT2

- All desks or tables are cleared of books and other materials not related to testing.
- Students are comfortably seated and sufficiently separated.
- Each student has two No. 2 soft-lead pencils with erasers.
- Pass out the NNAT2 test booklets. Be sure that each student receives the correct pre-labeled test booklet.
- Do not let students open the booklets until told to do so.

During Test Administration: NNAT2



Sample A



①



②



③



④



⑤

Copyright © 2015 Pearson Education, Inc. or its affiliates. All rights reserved.

During Test Administration: NNAT2

ADMINISTERING THE TEST: Pictorial Directions and Sample Items

SAY **Open your test booklet to page 2 and look at the pictures.**

Hold up the test booklet with the first pages visible and point to the Pictorial Directions and Sample A (on the left page).

SAY **Look at what the boy is doing.**

Give the students about 10–15 seconds to look at the pictorial direction.

SAY **He is looking for the answer.**

Answer any questions about what the boy is doing.

During Test Administration: NNAT2

Sample B

SAY Now look here.

Hold up the test booklet with the same pages visible and point to Sample B at the top of the right page.

SAY There is a piece missing here.

Point to the question mark in Sample B.

SAY Which one of these

Point to the answers in a sweeping motion from left to right.

SAY goes here?

Point to the question mark.

SAY Fill in the circle under the correct answer.

Pause for up to five seconds to allow the students to choose and fill in an answer.

SAY Number 4 is the answer because it is yellow and the lines go this way.

During Test Administration: NNAT2

Sample C

Say **Now look at this picture.**

Hold up the test book with the same pages visible and point to Sample C (at the bottom of the right page).

Say **There is a piece missing here.**

Point to the question mark in Sample C.

Say **Which one of these**

Point to the answers in a sweeping motion from left to right.

Say **goes here?**

Point to the question mark.

Say **Fill in the circle for the answer.**

Allow students time to answer Sample C. Check to make sure students are filling in the circle correctly. The instructions may be repeated or assistance provided as needed.

Say **You should have filled in number 1. Number 1 is the answer because it is all blue.**

Answer any questions but do not teach the students strategies for solving the items.

After Test Administration



Copyright © 2015 Pearson Education, Inc. or its affiliates. All rights reserved.

After Test Administration



- Check all Test Booklets for completeness and accuracy of student identification.
- Make sure students completed all test items and bubbled in all answers completely.
- Package all materials in the box originally received and return materials.

Copyright © 2015 Pearson Education, Inc. or its affiliates. All rights reserved.

After Test Administration

**Return all Materials to the
Gifted and Talented Education
Department (GATE) at the Serna Center
via Intra-district deliveries.**



Copyright © 2015 Pearson Education, Inc. or its affiliates. All rights reserved.

Questions?

District contact

Ms. Kari Hanson-Smith, M.A.
Coordinator, GATE & AP Programs



Gifted and Talented Education Office
Sacramento City Unified School District

Direct Line: [916-643-2348](tel:916-643-2348)

Support Line: [916-643-9427](tel:916-643-9427)

www.scusd.edu/gate | Kari-Hanson-Smith@scusd.edu

YOUR ROLE IS IMPORTANT!!!



WE APPRECIATE YOU AND YOUR HARDWORK!

Copyright © 2015 Pearson Education, Inc. or its affiliates. All rights reserved.