



Putting
Children
First

Sacramento City Unified School District BOARD OF EDUCATION MEETING AND WORKSHOP

Board of Education Members

- Jessie Ryan, President, (Trustee Area 7)*
- Darrel Woo, Vice President, (Trustee Area 6)*
- Michael Minnick, Second Vice President (Trustee Area 4)*
- Jay Hansen, (Trustee Area 1)*
- Ellen Cochran, (Trustee Area 2)*
- Christina Pritchett, (Trustee Area 3)*
- Mai Vang, (Trustee Area 5)*
- Sarah Nguyen, Student Member*

Thursday, June 21, 2018

4:30 p.m. Closed Session

6:00 p.m. Open Session

Serna Center

Community Conference Rooms

5735 47th Avenue

Sacramento, CA 95824

AGENDA

2017/18-26

Allotted Time

4:30 p.m. 1.0 OPEN SESSION / CALL TO ORDER / ROLL CALL

2.0 ANNOUNCEMENT AND PUBLIC COMMENT REGARDING ITEMS TO BE DISCUSSED IN CLOSED SESSION

3.0 CLOSED SESSION

While the Brown Act creates broad public access rights to the meetings of the Board of Education, it also recognizes the legitimate need to conduct some of its meetings outside of the public eye. Closed session meetings are specifically defined and limited in scope. They primarily involve personnel issues, pending litigation, labor negotiations, and real property matters.

- 3.1** *Government Code 54957.6 (a) and (b) Negotiations/Collective Bargaining SCTA, SEIU, Non-Represented/Confidential Management, TCS, Teamsters, UPE*
- 3.2** *Government Code 54956.9 Conference with Legal Counsel – Anticipated Litigation:*
 - a) Existing litigation pursuant to subdivision (a) of Government Code section 54956.9 (OAH Case No. 2018020048)*
 - b) Significant exposure to litigation pursuant to subdivision (d)(2) of Government Code section 54956.9*
 - c) Initiation of litigation pursuant to subdivision (d)(4) of Government Code section 54956.9*
- 3.3** *Government Code 54957 – Public Employee Discipline/Dismissal/Release/Reassignment*
- 3.4** *Government Code 54957 - Public Employee Performance Evaluation:*
 - a) Superintendent*
- 3.5** *Government Code 54957 – Public Employee Appointment*
 - a) Genevieve F. Didion K-8 - Principal*

- 6:00 p.m. **4.0 CALL BACK TO ORDER/PLEDGE OF ALLEGIANCE**
- 4.1 Broadcast Statement (Student Member Nguyen)
- 4.2 The Pledge of Allegiance will be led by American Legion’s Men’s Leadership Academy
 • Presentation of Certificate by President Jessie Ryan
- 6:05 p.m. **5.0 ANNOUNCEMENT OF ACTION TAKEN IN CLOSED SESSION**
- 6:10 p.m. **6.0 AGENDA ADOPTION**
- 6:15 p.m. **7.0 SPECIAL PRESENTATION**
- 7.1 Acknowledgement and Recognition of Outgoing Student Board Member Sarah Nguyen (Jessie Ryan) 10 minute presentation
- 6:25 p.m. **8.0 PUBLIC COMMENT** 15 minutes
- Members of the public may address the Board on non-agenda items that are within the subject matter jurisdiction of the Board. Please fill out a yellow card available at the entrance. Speakers may be called in the order that requests are received, or grouped by subject area. We ask that comments are limited to two (2) minutes with no more than 15 minutes per single topic so that as many people as possible may be heard. By law, the Board is allowed to take action only on items on the agenda. The Board may, at its discretion, refer a matter to District staff or calendar the issue for future discussion.*
- 9.0 BOARD WORKSHOP/STRATEGIC PLAN AND OTHER INITIATIVES**
- 6:40 p.m. 9.1 Grade Level Readiness Pipeline (Iris Taylor) **Information**
 20 minute presentation
 10 minute discussion
- 7:10 p.m. 9.2 Approve 2018-19 Local Control and Accountability Plan (Vincent Harris and Cathy Morrison) **Action**
 10 minute presentation
 10 minute discussion
- 7:30 p.m. 9.3 Adopt Proposed Fiscal Year 2018-19 Budget for All Funds (Gerardo Castillo, CPA and Gloria Chung) **Action**
 25 minute presentation
 15 minute discussion
- 8:10 p.m. 9.4 Approve Resolution No. 3017: Authorizing the Issuance and Negotiated Sale of Sacramento City Unified School District General Obligation Bonds, Election of 2012, (Measure Q) 2018 Series F in an Amount Not to Exceed \$10,000,000 and Related Documents and Actions (Gerardo Castillo, CPA) **Action**
 5 minute presentation
 5 minute discussion
- 10.0 PUBLIC HEARING**
- 8:20 p.m. 10.1 Public Hearing on the Material Revision of the Charter Petition for Gateway Community Charters: Sacramento Academic and Vocational Academy-SCUSD (Iris Taylor and Jack Kraemer) **Public Hearing**
 5 minute presentation
 10 minute discussion

Generally routine items are approved by one motion without discussion. The Superintendent or a Board member may request an item be pulled from the consent agenda and voted upon separately.

11.1 Items Subject or Not Subject to Closed Session:

- 11.1a Approve Grants, Entitlements and Other Income Agreements, Ratification of Other Agreements, Approval of Bid Awards, Approval of Declared Surplus Materials and Equipment, Change Notices and Notices of Completion (Gerardo Castillo, CPA)*
- 11.1b Approve Personnel Transactions 6/21/18 (Cancy McArn)*
- 11.1c Approve Business and Financial Report: Warrants, Checks and Electronic Transfers Issued for the Period of May 2018 (Gerardo Castillo, CPA)*
- 11.1d Approve New Textbooks for Advanced Placement (AP) Social Science Class: US Government & Policy (Iris Taylor and Kari Hanson-Smith)*
- 11.1e Approve Textbooks for Advanced Placement (AP) World Languages: Spanish Language & Culture (Iris Taylor, Kari Hanson-Smith and Vanessa Girard)*
- 11.1f Approve Chinese Supplemental Materials for Dual Immersion Instruction (Iris Taylor and Denise Leograndis)*
- 11.1g Approve Adoption of Materials for Secondary English Learners Instruction (Iris Taylor and Denise Leograndis)*
- 11.1h Approve Supporting Benchmark Advance Materials for SDC Classrooms (Iris Taylor and Denise Leograndis)*
- 11.1i Approve 2018-19 Single Plans for Student Achievement (Vincent Harris and Cathy Morrison)*
- 11.1j Approve 2018-19 Annual Service Plan and Annual Budget Plan (Iris Taylor and Becky Bryant)*
- 11.1k Approve Consolidated Application (ConApp) 2018-19 Spring Report (Vincent Harris and Lisa Hayes)*
- 11.1l Approve Resolution No. 3019 Adopting Specifications of the Election Order and For Consideration with Statewide General Election (Jorge A. Aguilar)*
- 11.1m Approve Youth Development Men's Leadership Academy Field Trip to Denver, Colorado July 5-7, 2018 (Lisa Allen and Doug Huscher)*
- 11.1n Approve Luther Burbank High School Field Trip to Washington, D.C. July 8-14, 2018 (Iris Taylor and Tu Moua-Carroz)*
- 11.1o Approve 2018-19 Board of Education Meeting Calendar (Jorge A. Aguilar)*

11.1p Approve Resolution No. 3018 Board Stipends (Jessie Ryan)

*11.1q Approve Minutes of the June 7, 2018 Board of Education Meeting
(Jorge A. Aguilar)*

8:37 p.m. 12.0 BUSINESS AND FINANCIAL INFORMATION/REPORTS Receive Information

12.1 Business and Financial Information:

- Purchase Order Board Report for the Period of March 15, 2018 through April 14, 2018*
- Report on Contracts within the Expenditure Limitations Specified in Section PCC 20111 for March 1, 2018 through April 30, 2018*

12.2 Head Start/Early Head Start/Early Head Start Expansion Reports

8:39 p.m. 13.0 FUTURE BOARD MEETING DATES / LOCATIONS

- 2018-2019 Board Meeting Calendar is on tonight's agenda for approval.*

8:41 p.m. 14.0 ADJOURNMENT

NOTE: The Sacramento City Unified School District encourages those with disabilities to participate fully in the public meeting process. If you need a disability-related modification or accommodation, including auxiliary aids or services, to participate in the public meeting, please contact the Board of Education Office at (916) 643-9314 at least 48 hours before the scheduled Board of Education meeting so that we may make every reasonable effort to accommodate you. [Government Code § 54953.2; Americans with Disabilities Act of 1990, § 202 (42 U.S.C. §12132)] Any public records distributed to the Board of Education less than 72 hours in advance of the meeting and relating to an open session item are available for public inspection at 5735 47th Avenue at the Front Desk Counter and on the District's website at www.scusd.edu.



SACRAMENTO CITY UNIFIED SCHOOL DISTRICT BOARD OF EDUCATION

Agenda Item 9.1

Meeting Date: June 21, 2018

Subject: Grade Level Readiness Pipeline

- Information Item Only
- Approval on Consent Agenda
- Conference (for discussion only)
- Conference/First Reading (Action Anticipated: _____)
- Conference/Action
- Action
- Public Hearing

Division: Academic Office

Recommendation: Receive update on grade level readiness pipeline to inform investments to keep students significantly on grade level.

Background/Rationale: The Sacramento City Unified School District recognizes that long term student success is directly linked to achieving grade level readiness. The long-term data demonstrates that students who are on grade level by the third grade and remain on grade level throughout their academic careers are well positioned to achieve their college and career aspirations. There is a subgroup of students who are significantly on grade level. These students are well positioned to fulfill the promise of the district's equity, access and social justice guiding principle of *ensuring that all students have an equal opportunity to graduate with the greatest number of postsecondary choices from the widest array of options.*

It is important to note that the journey to significantly on grade level begins early in the elementary career of students through Advanced Learning opportunities provided by GATE and other rigorous course taking opportunities. These rigorous courses enable students to remain significantly on grade level and thus qualify for the criteria based specialty programs in high school. Success in the high school programs ensures that students are eligible for the most selective colleges and universities. The ultimate goal of this work is to create impactful and productive citizens and well rounded human beings. This is the most fundamental reason that maintaining and sustaining a significantly on grade level pipeline is so important.

Financial Considerations: None

LCAP Goal(s): College, Career and Life Ready Graduates

Documents Attached:

1. Executive Summary

Estimated Time of Presentation: 20 minutes

Submitted by: Iris Taylor, Chief Academic Officer

Approved by: Jorge A. Aguilar, Superintendent

Board of Education Executive Summary

Academic Office

Grade Level Readiness Pipeline

June 21, 2018



I. Overview/History of Department or Program

The Sacramento City Unified School District recognizes that long term student success is directly linked to achieving grade level readiness. The long-term data demonstrates that students who are on grade level by the third grade and remain on grade level throughout their academic careers are well positioned to achieve their college and career aspirations. The On Grade Level student group represents a range of students. There are students who minimally meet the district's grade level criteria. These students are considered on grade level. In addition, there are another set of students who exceed on grade level criteria and these students are considered significantly on grade level. It is important to note that there is a stronger correlation between qualifying for GATE services and demonstrating significantly on grade level readiness. The vast majority of the students who are significantly on grade level are receiving GATE services. These students are well positioned to fulfill the promise of the district's equity, access and social justice guiding principle of *ensuring that all students have an equal opportunity to graduate with the greatest number of postsecondary choices from the widest array of options.*

It is important to note that the journey to be considered significantly on grade level begins early in the elementary career of students through advanced learning opportunities through GATE and other rigorous course taking opportunities. Such rigorous courses of study enable students to remain significantly on grade level and increase their opportunities to enroll in criteria based specialty programs in high school. Success in these high school programs helps to prepare students to be eligible for admission to the most selective colleges and universities. This is the most fundamental reason that maintaining and sustaining a significantly on grade level pipeline is important. The following provides a summary of the criteria for all grade level statuses including significantly on grade level.

SCUSD Grade Level Statuses

Board of Education Executive Summary

Academic Office

Grade Level Readiness Pipeline

June 21, 2018



	Level 1-Significantly Off Grade Level	Level 2-Not On Grade Level	Level 3-Nearly On Grade Level	Level 4-On Grade Level	Level 5-Significantly On Grade Level
General Description of Each Level	Students who perform at the lowest level available during the reporting period.	Students who do not meet standards on measures but sometimes perform at a level higher than the lowest available during the reporting period.	Students in between 4-On Grade Level and 2-Not On Grade Level.	Students who meet standards on all measures but do not consistently perform at the highest level available during the reporting period.	Students who perform at the highest level on 75% of available measures and meets standards 100% on available measures during the reporting period (similar to Gr 8 students approved for 2018-19 CB program participation & CSU Group A alignment)
Metrics					
Grades K-6	<p>All grade marks (in ELA, Math, Science and Social Science) equal to 1 with ASSESSMENT* equal to 1, if available.</p> <p>*ASSESSMENT = latest available between SBAC or designated district interim assessment</p>	<p>All grade marks (in ELA, Math, Science and Social Science) equal 2 with at least one ASSESSMENT* less than or equal to 2, if available,</p> <p>OR</p> <p>All grade marks equal to 2 and 1 (with at least one 2) with ASSESSMENT* equal to 2 or 1, if available,</p> <p>OR</p> <p>All grade marks equal to 1 only with at least one ASSESSMENT* equal to 2, if available.</p> <p>*ASSESSMENT = latest available between SBAC or designated district interim assessment</p>	<p>Students in between 4-On Grade Level and 2-Not On Grade Level.</p>	<p>All grade marks greater than or equal to 3 (in ELA, Math, Science and Social Science) with all ASSESSMENT* equal 3 or 4, if available.</p> <p>*ASSESSMENT = latest available between SBAC or designated district interim assessment</p>	<p>At least 75% of grade marks equal 4 with no marks less than 3 (in ELA, Math, Science and Social Science) with all ASSESSMENT* equal to 4, if available.</p> <p>*ASSESSMENT = latest available between SBAC or designated district interim assessment</p>

Board of Education Executive Summary

Academic Office

Grade Level Readiness Pipeline

June 21, 2018



Grades 7-8	<p>Less than 2.0 GPA with ASSESSMENT equal to 1, if available.</p> <p>*ASSESSMENT = latest available between SBAC or designated district interim assessment</p>	<p>GPA less than 2.5 and greater than or equal to 2.0 with at least one ASSESSMENT less than or equal to 2, if available,</p> <p>OR</p> <p>GPA less than 2.0 with at least one ASSESSMENT higher than 1, if available</p> <p>*ASSESSMENT = latest available between SBAC or designated district interim assessment</p>	<p>Students in between 4-On Grade Level and 2-Not On Grade Level.</p>	<p>GPA equal to or greater than 3.0 with all ASSESSMENT equal 3 or 4, if available.</p> <p>*ASSESSMENT = latest available between SBAC or designated district interim assessment</p>	<p>GPA equal to or greater than 3.7 with All ASSESSMENT equal to 4, if available.</p> <p>*ASSESSMENT = latest available between SBAC or designated district interim assessment</p>
Grade 9	<p>Off Track Graduation (Prioritize list of students by A-G status: SB and Off Track)</p>	<p>Subject Borderline Graduation (Prioritize list of students by A-G status: SB and Off Track)</p>	<p>On Track Graduation (Prioritize list of students by A-G status: SB and Off Track)</p>	<p>On Track Graduation</p> <p>On Track A-G</p>	<p>On Track Graduation</p> <p>On Track A-G</p> <p>3.53 Cumulative UC A-G GPA</p> <p>5 A-G Units</p> <p>(CSU Group A)</p>
Grade 10	<p>Off Track Graduation (Prioritize list of students by A-G status: SB and Off Track)</p>	<p>Subject Borderline Graduation (Prioritize list of students by A-G status: SB and Off Track)</p>	<p>On Track Graduation (Prioritize list of students by A-G status: SB and Off Track)</p>	<p>On Track Graduation</p> <p>On Track A-G</p>	<p>On Track Graduation</p> <p>On Track A-G</p> <p>3.53 Cumulative UC A-G GPA</p> <p>11 A-G Units</p> <p>>= 2 AP or Honor Courses (CSU Group A)</p>
Grade 11	<p>Off Track Graduation (Prioritize list of students by A-G status: SB and Off Track)</p>	<p>Subject Borderline Graduation (Prioritize list of students by A-G status: SB and Off Track)</p>	<p>On Track Graduation (Prioritize list of students by A-G status: SB and Off Track)</p>	<p>On Track Graduation</p> <p>On Track A-G</p>	<p>On Track Graduation</p> <p>On Track A-G</p> <p>3.53 Cumulative UC A-G GPA</p> <p>16 A-G Units</p> <p>>= 3 AP or Honor Courses (CSU Group A)</p>
Grade 12	<p>Off Track Graduation (Prioritize list of students by A-G status: SB and Off Track)</p>	<p>Subject Borderline Graduation (Prioritize list of students by A-G status: SB and Off Track)</p>	<p>On Track Graduation (Prioritize list of students by A-G status: SB and Off Track)</p>	<p>On Track Graduation</p> <p>On Track A-G</p>	<p>On Track Graduation</p> <p>On Track A-G</p> <p>3.53 Cumulative UC A-G GPA</p> <p>22 A-G Units</p> <p>>= 5 AP or Honor Courses (CSU Group A)</p>

Board of Education Executive Summary

Academic Office

Grade Level Readiness Pipeline

June 21, 2018



II. Driving Governance:

Per board policy 6172, the Governing Board believes that all students deserve an education that challenges them to reach their full potential. The district shall provide gifted and talented students with opportunities for learning commensurate with their particular abilities and talents. By cultivating their exceptional abilities or talents, these students may contribute significantly to our society's progress in diverse fields. In many respects, grade level readiness directly supports student graduation and ensures that students graduate college and career ready.

III. Budget:

The budget for this item will be evolving as the district implements internal assessments and builds assessment capacity through partnerships with College Board.

IV. Goals, Objectives and Measures:

The overall purpose of this initiative is to build and sustain the pipeline of students who become and remain significantly on grade level. These students serve as the pipeline for the district's criteria based specialty programs as they enter high school and, upon completion of these programs, become eligible to attend the most selective colleges and universities throughout California and the nation. It is important to note that the long-term goal is not to suggest which school a student should attend but rather to enable all students to be eligible for any school which match their aspirations and academic profile.

V. Major Initiatives:

The major initiative is ensuring students who are significantly on grade level remain significantly on grade level throughout their academic careers in Sacramento City Unified School District. There are several strategies to ensure this through the K-12 experience including GATE, A-G completion, PSAT/SAT preparation, Advanced Placement/IB course taking and overall exposure to higher level course taking.

VI. Results:

Given that the district's grade level readiness criteria has just been introduced during the spring, there are no immediate results to validate our ability to sustain the pipeline of students who are significantly on grade level. This will be an important ongoing indicator going forward. The first meaningful data point will be the performance of students who are assigned a spring grade level readiness status who participate in the Expanded Learning Summer Program (ELSP) and how they perform during the 2018 fall semester. A key outcome of the ELSP program is to sustain and build the pipeline of students who are significantly on grade level. This information will be shared with the board at a later time.

Board of Education Executive Summary

Academic Office

Grade Level Readiness Pipeline

June 21, 2018



VII. Lessons Learned/Next Steps:

The 2018 ELSP marks the first pilot of using the significantly on grade level readiness criteria to support student success. An important part of the evaluation of the 2018 ELSP will be the number of students who improved on their grade level status during the fall semester. In addition, the district will continue to monitor and evaluate the long term success of GATE students with a focus on increasing the pipeline of eligible students for the criteria based specialty programs. At the secondary level, this will include ongoing analysis of PSAT and SAT performance.



SACRAMENTO CITY UNIFIED SCHOOL DISTRICT BOARD OF EDUCATION

Agenda Item 9.2

Meeting Date: June 21, 2018

Subject: Approve 2018-19 Local Control and Accountability Plan

- Information Item Only
- Approval on Consent Agenda
- Conference (for discussion only)
- Conference/First Reading
- Conference/Action
- Action
- Public Hearing

Division: Superintendent's Office and Continuous Improvement and Accountability Office

Recommendation: Adopt the 2018-19 Local Control and Accountability Plan.

Background/Rationale: The district's Local Control and Accountability Plan (LCAP) provides details of goals, actions and expenditures to support student outcomes and overall performance, pursuant to Education Code §52060 and 52066.

Financial Considerations: None

LCAP Goal(s): College, Career and Life Ready Graduates; Safe, Emotionally Healthy and Engaged Students; Family and Community Empowerment; Operational Excellence

Documents Attached:

1. Executive Summary
2. [2018-19 LCAP](#)

Estimated Time of Presentation: 10 minutes

Submitted by: Vincent Harris, Chief Continuous Improvement and Accountability Officer

Cathy Morrison, LCAP/SPSA Coordinator

Approved by: Jorge A. Aguilar, Superintendent



I. Overview/History of Department or Program

In July 2013, the state Legislature approved a new funding system for all California public schools. This new funding system, Local Control Funding Formula (LCFF), requires that every Local Education Agency write a Local Control and Accountability Plan (LCAP). The 2018-19 school year represents the fourth year of LCFF implementation.

As a comprehensive planning tool, the LCAP fosters a cycle of continuous improvement, beginning with a defined cycle of data inquiry, tied to processes of authentic stakeholder engagement. Schools and districts are accountable for setting the right goals, using resources equitably and wisely, and supporting improvement in educational outcomes for all students.

II. Driving Governance:

The Local Control Funding Formula (LCFF) seeks to ensure attention paid to the performance of schools across the state's eight priorities, plus other priorities identified locally. The eight priorities include student achievement, student engagement, school climate, parent involvement, provision of basic services, curriculum access, and implementation of the California State academic standards.

According to California Education Code 52060, on or before July 1, annually, the Governing Board of each school district shall adopt a Local Control and Accountability Plan (LCAP) using a template adopted by the State Board of Education, effective for three years with annual updates. It will include the district's annual goals for all students and for each significant student group in regard to the eight state priorities and any local priorities, as well as the plans for implementing actions to achieve those goals.

Ed. Code sections 52060(g), 52062, and 52063 specify the minimum requirements for school districts' engagement with the public. There are at least two public meetings where the LCAP is shared, along with the district's budget. The first meeting is a public hearing that allows for recommendations and comments from the public about the LCAP and budget. The second meeting is when the LCAP and budget are adopted prior to the close of the fiscal year.

III. Budget:

Funds provided through the state's Local Control Funding Formula represent approximately 73% of the district's total general fund budget expenditures.

IV. Goals, Objectives and Measures:

The Equity, Access, and Social Justice Guiding Principle states "all students are given an equal opportunity to graduate with the greatest number of postsecondary choices from the widest array of options." This guiding principle demands that data be used to transparently assess

Board of Education Executive Summary

Superintendent's Office and Continuous Improvement and Accountability Office

Approve 2018-19 Local Control and Accountability Plan
June 21, 2018



students by name, by need, and by inequities, and it serves as the moral call to action to build on the district's foundation while striving for continuous improvement.

The authority given to districts for local decision making through the LCAP also requires accountability and transparency. Districts describe increased and improved services for the following student groups through use of supplemental and concentration grant funds:

- English Language Learners
- Students eligible for free and reduced price meals program
- Foster Youth
- Homeless students

V. Major Initiatives:

The updated draft of the LCAP for 2018-19 maintains the district's four foundational goals.

- College, Career and Life Ready Graduates
- Safe, Emotionally Healthy and Engaged Students
- Family and Community Empowerment
- Operational Excellence

The LCAP provides details and resource allocation for the work of the school district as it actualizes the Equity, Access, and Social Justice guiding principle, Core Value, and the actions of the Strategic Plan. To increase coherence throughout the system, greater emphasis is now placed on ensuring that the budget, Single Plan for Student Achievement, and LCAP processes are aligned and integrated.

VI. Results:

Staff recommends the Board of Education approve the 2018-19 Local Control and Accountability Plan.

VII. Lessons Learned/Next Steps:

- The Board-adopted LCAP for 2018-19 will be forwarded to the Sacramento County Office of Education within five days of adoption.
- The Board-adopted LCAP will be posted on the district's website.
- The Board-adopted LCAP will be forwarded to the district's Matriculation and Orientation Center for written translation into Spanish, Hmong, Vietnamese, Chinese and Russian. Once complete, the district will post these to the website.



SACRAMENTO CITY UNIFIED SCHOOL DISTRICT BOARD OF EDUCATION

Agenda Item 9.3

Meeting Date: June 21, 2018

Subject: Adopt Proposed Fiscal Year 2018-19 Budget for All Funds

- Information Item Only
- Approval on Consent Agenda
- Conference (for discussion only)
- Conference/First Reading (Action Anticipated: _____)
- Conference/Action
- Action
- Public Hearing

Division: Business Services

Recommendation: Adopt the proposed 2018-19 Budget for all funds presented as a Public Hearing Item at the June 7th, 2018 Board Meeting.

Background/Rationale: At the June 7, 2018 Board meeting, a public hearing was conducted on the proposed 2018-19 Budget for all funds. Administration is now requesting action to adopt the proposed Budget. As indicated at the prior Board meeting, by June 30th of each year, the school district must adopt a budget for all funds for the ensuing fiscal year. Prior to adoption of the budget, the Board must conduct a public hearing. This is in accordance with state prescribed procedures for single budget adoption, which require that the budget be adopted and submitted to the County Office of Education on state required forms by June 30th. The 2018-19 Budget establishes expenditure authority for the district to conduct business for the next fiscal year.

The proposed 2018-19 budget is based on the May Revised Budget that was presented by the Governor on May 11, 2018 and incorporates recommendations from the Sacramento County Office of Education. While the Governor's May Revised Budget is a very significant event in the process, the final impact to the district will not be known until the State budget is signed. School districts have 45 days after the final State budget is signed to amend and resubmit their budget. The proposed 2018-19 budget takes into consideration the priorities from stakeholders as discussed at the LCAP presentations, some of Superintendent Initiatives and budget committee meetings.

The proposed 2018-19 budget was made available for viewing on June 4-7, 2018 at the District office.

Financial Considerations: The proposed budget establishes expenditure authority for all funds.

LCAP Goal(s): Family and Community Empowerment; Operational Excellence

Documents Attached:

1. Executive Summary
2. Adopted Budget Summary All Funds

Estimated Time of Presentation: 25 minutes

Submitted by: Gerardo Castillo, CPA, Chief Business Officer

Gloria Chung, Director, Fiscal Services

Approved by: Jorge A. Aguilar, Superintendent

Board of Education Executive Summary

Business Services

Adopt Proposed Fiscal Year 2018-2019 Budget for All Funds June 21, 2018



I. OVERVIEW/HISTORY:

This document provides an overview of the budget process and the timeline used in preparing the 2018-19 Adopted Budget. The Governor's Budget Proposal for 2018-19 paints a bright, but cautious, fiscal picture than what he offered in his January Budget proposal.

The Governor warned that we cannot rely on past revenues to predict the future. He noted that we are in one of the longest recovery periods on record and that a slowdown of the economy could happen at any time. He points out that the previous two governors did not project the downturn of the economy. The Governor also emphasized exercising fiscal restraint due to this looming recession and has set the majority of the new revenues in reserve. He cautioned about starting new programs that cannot be maintained in the future due to volatility of state revenues, especially capital gains.

All in all, the May Revision is slightly better for public education than the January Budget, but given the automatic cost increases local education agencies are facing, it's a significant challenge to merely maintain current programs, let alone augment them.

On December 7th, staff presented the 2017-18 First Interim Financial Report and the Board approved with a positive certification for the fourth year in a row since 2007-08. Staff projected the revenues and expenses for 2018-19 emphasizing that the District must be vigilant and have the fiscal discipline to avoid incurring any fiscal distress in future years. Staff presented an overview of the District's budget along with challenges, such as a continuing small decline in Average Daily Attendance (ADA), mainly due to the addition of a new charter school within the last year, increases in health benefits, retirement system costs and Other Post-Employment Benefits (OPEB) liability.

Also December 7th, staff presented a budget timeline and process for preparing the 2018-19 Adopted Budget that aligned with the Local Control and Accountability Plan (LCAP). The process of developing a school district budget is an ongoing function that must be addressed by the Board and administration throughout the school year. In order to effectively develop a fiscal document that reflects the goals and objectives of the school district, the budget process must include a well-defined budget calendar outlining when specific activities will be completed.

During January and February, staff presented a summary of the Governor's January budget to the budget committee. The estimated statutory COLA for K-12 education programs in 2018-19 was 2.51% during January's Proposal, and is applied to the Local Control Funding Formula (LCFF) base grant targets, as well as other education programs funded outside of the LCFF. Those programs include Special Education, Child Nutrition, Foster Youth, Preschool, and Childhood Education, all of which were proposed to receive the statutory COLA. In addition to the proposed COLA increase, one-time 2018-19 discretionary funds equivalent to \$11.36 million for SCUSD



Board of Education Executive Summary

Business Services

Adopt Proposed Fiscal Year 2018-2019 Budget for All Funds June 21, 2018

were proposed in the Governor's January Budget. For 2017-18, the amount of one time funds for SCUSD was \$5.7 million. Also during January and February, Budget and HR staff met with each school and central department administrators to develop the budget for 2018-19. During these meetings, the budget for the current year was reviewed so school administrators can effectively monitor spending funds to serve students.

On March 15th, the Second Interim Financial Report was approved with a positive certification. It was determined that the District will finish with positive cash status by the end of June. Staff presented the financial position for 2017-18 and the projections for 2018-19 and 2019-20. Staff presented the enrollment, average daily attendance, state revenue and other areas that could impact the budget in the current or outlying years. Staff explained that the District had settled agreements with all bargaining units for 2016-17, 2017-18 and 2018-19 and the settlements were included in the Multi-Year Projection.

On March, staff discussed with Sacramento County Office of Education (SCOE) the Second Interim and budget assumptions for 2018-19. Staff also met with SCOE to review the LCAP changes implemented by California Department of Education (CDE) and the expectations of the budget for 2018-19 and beyond.

On April 5th, as an information item, staff presented the LCAP Annual Update to the Board, including a review of data trends and expenditures to date. Staff described how the community would be presented with multiple opportunities to review the Annual Update and to provide feedback on the draft LCAP. Staff analyzed the actual Average Daily Attendance (ADA) for Period 2 and mandatory costs to begin building the 2018-19 District budget proposal.

The Budget development and the LCAP go hand in hand. The LCAP Parent Advisory Committee (LCAP PAC), appointed in 2016, met monthly beginning in October 2017. Topics discussed by the LCAP PAC included measuring accountability, stakeholder engagement, and the district budget. For the first time, the first interim budget was presented to the committee members. Parents and allies of English Learners were engaged throughout the year at District English Learner Advisory Committee (DELAC) meetings. The LCAP PAC and the DELAC devoted a significant amount of time to studying and understanding the California School Dashboard, the budget and the state's system of support. The DELAC provided comments on the LCAP draft on May 24, 2018. The LCAP PAC comments were provided on May 31, 2018. The District's LCAP feedback survey was offered between May 29 and June 7, 2018, inviting stakeholders to provide their opinion on whether the goals, actions, and services in the LCAP are moving the District in the right direction.

At the request of the Superintendent, an LCAP/Budget/SPSA Matrix was developed to keep track of the three different required documents that show that each dependent of the other. In addition, in order to track the supplemental and concentration funds in a more transparent way, three different resources were created:

- Resource 0007 to track expenditures that serve low-income students (Free/Reduced)

Board of Education Executive Summary

Business Services

Adopt Proposed Fiscal Year 2018-2019 Budget for All Funds June 21, 2018

- Resource 0009 to track expenditures that serve Limited English Proficiency
- Resource 0011 to track expenditures that serve Foster Youth students
- We are also looking into creating two additional components in the account code structure to track expenditures by grade level and different indicators.

Staff attended the May Revision workshops to analyze the Governor's May Revision and provided an update to the Budget Committee. The Budget Committee met a total of nine times with the last meeting held on May 14, 2018. The Budget Committee is composed of three Board members and staff. The meetings are open to the public. The Committee has learned about different topics and their recommendations are included in the Budget for 2018-19 and are aligned to the strategic plan and LCAP recommendations.

On May 14th, the Board Budget Committee received preliminary information on the May Revision which was officially released on May 11, 2018. Staff highlighted the proposed additional \$3.2 billion statewide, up to \$4.9 Million additional for SCUSD from the January Budget proposal.

The May Revision continues the Governor's intent of fully funding the Local Control Funding Formula (LCFF) two years ahead of schedule. As a reminder, the Governor defines full implementation as the restoration of K-12 funding levels that prevailed in 2007-08, the year before the Great Recession. The restoration would include cost-of-living adjustments (COLA) since 2007-08. The Governor's goal was to reach full funding by 2020-21, an eight-year implementation period. This was achieved in six years. However, the LCFF addresses the revenues, but not the cost over the same period of time. Employer contribution rates to the California State Teacher's Retirement System (CalSTRS) and the California Public Employees' Retirement System (CalPERS) have increased each year to address the unfunded liability of these pensions systems. Approximately 14% of the LCFF has been used to fund these costs.

At the January Governor's Budget Proposal, we estimated about \$295 per ADA in one-time funds. The May Revision shows an increase to \$344 per ADA. This is a one-time increase equivalent to about \$13.2 Million for SCUSD compared to 2017-18. All of the one-time funds are used in 2018-19 to meet the increase of labor contract negotiations.

On June 7th, staff held a Public Hearing and on the proposed 2018-19 Budget for All Funds. Staff presented the 2018-19 Allocation of Resources based on community engagement and LCAP Advisory Committee and Budget Committee input. Staff presented the Superintendent recommendations and listened to Board and public comments to adjust the Proposed Budget for FY 2018-19 based on the May Revision Funding. The 2018-19 Adopted Budget is based on the Governor's May Revision and recommendations from SCOE. The recommendations from the Superintendent take into consideration all input from the stakeholders. The Superintendent seriously considered the recommendations made by the LCAP Advisory Committee and the Board of Education. Staff will continue to closely monitor the state budget situation.

Board of Education Executive Summary

Business Services

Adopt Proposed Fiscal Year 2018-2019 Budget for All Funds June 21, 2018

On June 14th, the Legislature sent Governor Brown the 2018-19 Budget Proposal for consideration and it includes reduction of one-time funds and increases in COLA for LCFF that we still reviewing the impact on the district. Given that the budget package represents the agreement between the Governor and the Democratic leadership, it is expected that the Governor will approve the legislation before the fiscal year begins on July 1, 2018. However, the Governor could use his constitutional authority to reduce or eliminate certain expenditures contained within the spending plan.

II. Driving Governance:

- Education Code section 42127 requires the Governing Board of each school district to adopt a budget on or before July 1st. The budget to be adopted shall be prepared in accordance with Education Code section 42126. The adopted budget shall be submitted to the County Office of Education. The County Office of Education will determine if the district will be able to meet its financial obligations during the fiscal year and ensure a financial plan that will enable the district to satisfy its multi-year financial commitments.

III. Budget:

The following information summarizes the 2018-19 Budget for All Funds:

Board of Education Executive Summary

Business Services

Adopt Proposed Fiscal Year 2018-2019 Budget for All Funds June 21, 2018



	GENERAL FUND			TOTAL
	UNRESTRICTED	RESTRICTED Partially Funded	RESTRICTED Fully Funded	
REVENUES				
LCFF SOURCES	\$395,472,932	\$0	\$0	\$395,472,932
FEDERAL REVENUE	\$0	\$8,247,400	\$45,722,961	\$53,970,361
OTHER STATE REVENUES	\$20,649,631	\$21,146,965	\$31,188,922	\$72,985,518
OTHER LOCAL REVENUES	\$3,771,624	\$0	\$2,924,500	\$6,696,124
TOTAL REVENUES	\$419,894,187	\$29,394,365	\$79,836,383	\$529,124,935
EXPENDITURES				
CERTIFICATED SALARIES	\$167,178,459	\$35,115,754	\$14,799,386	\$217,093,599
CLASSIFIED SALARIES	\$43,547,116	\$17,512,422	\$5,662,189	\$66,721,726
EMPLOYEE BENEFITS	\$118,630,158	\$34,578,095	\$21,626,788	\$174,835,041
BOOKS AND SUPPLIES	\$10,494,425	\$1,406,993	\$10,697,927	\$22,599,345
SERVICES/OTHER OP. EXP.	\$27,759,009	\$18,087,650	\$21,564,925	\$67,411,585
CAPITAL OUTLAY	\$166,698	\$27,231	\$5,134,524	\$5,328,453
OTHER OUTGO	\$5,005,046	\$0	\$0	\$5,005,046
INDIRECT/DIRECT SUPPORT	-\$4,363,225	\$107,947	\$1,950,644	-\$2,304,634
TOTAL EXPENDITURES	\$368,417,685	\$106,836,092	\$81,436,383	\$556,690,160
OTHER FINANCING SOURCES/USES				
INTERFUND TRANSFERS IN	\$1,903,369	\$0	\$0	\$1,903,369
INTERFUND TRANSFERS OUT	-\$2,875,207	\$0	\$0	-\$2,875,207
OTHER SOURCES				
OTHER USES	-\$77,441,727	\$77,441,727	\$0	
TOTAL OTHER SOURCES/USES	-\$78,413,565	\$77,441,727	\$0	-\$971,838
NET CHANGE IN FUND BALANCE	-\$26,937,063	\$0	-\$1,600,000	-\$28,537,063
BEGINNING BALANCE, JULY 1	\$61,597,938	\$0	\$3,960,582	\$65,558,519
Audit Adjustments				
ENDING BALANCE	\$34,660,875	\$0	\$2,360,582	\$37,021,456
NONSPENDABLE	\$545,000		\$0	\$545,000
RESTRICTED		\$0	\$2,360,582	\$2,360,582
ASSIGNED	\$14,102,742		\$0	\$14,102,742
ECONOMIC UNCERTAINTIES	\$20,013,133		\$0	\$20,013,133
UNAPPROPRIATED FUND BALANCE	\$0	\$0	\$0	\$0

Board of Education Executive Summary

Business Services

Adopt Proposed Fiscal Year 2018-2019 Budget for All Funds June 21, 2018



	Charter School Fund	Adult Education Fund	Cafeteria Fund	Child Development Fund
REVENUES				
LCFF SOURCES	\$18,116,054			
FEDERAL REVENUE	\$277,410	\$673,114	\$23,632,900	\$11,516,327
OTHER STATE REVENUES	\$806,973	\$1,792,827	\$1,457,636	\$8,543,128
OTHER LOCAL REVENUES		\$4,353,279	\$2,010,000	\$1,887,092
TOTAL REVENUES	\$19,200,437	\$6,819,220	\$27,100,536	\$21,946,547
EXPENDITURES				
CERTIFICATED SALARIES	\$7,174,276	\$2,201,272		\$7,328,619
CLASSIFIED SALARIES	\$1,074,328	\$1,590,172	\$7,381,166	\$5,110,080
EMPLOYEE BENEFITS	\$6,104,716	\$2,499,992	\$4,832,827	\$9,579,272
BOOKS AND SUPPLIES	\$531,198	\$68,481	\$13,357,310	\$715,012
SERVICES/OTHER OP. EXP.	\$1,875,103	\$625,106	\$201,581	\$566,721
CAPITAL OUTLAY	\$0		\$79,265	\$0
OTHER OUTGO	\$0			
INDIRECT/DIRECT SUPPORT	\$0	\$64,197	\$1,248,387	\$992,050
TOTAL EXPENDITURES	\$16,759,621	\$7,049,220	\$27,100,536	\$24,291,754
OTHER FINANCING SOURCES/USES				
INTERFUND TRANSFERS IN	\$300,000	\$230,000		\$2,345,207
INTERFUND TRANSFERS OUT	-\$1,903,369	\$0		
OTHER SOURCES				
OTHER USES				
TOTAL OTHER SOURCES/USES	-\$1,603,369	\$230,000	\$0	\$2,345,207
NET CHANGE IN FUND BALANCE	\$837,447	\$0	\$0	\$0
BEGINNING BALANCE, JULY 1	\$1,443,371	\$315,000	\$8,489,075	\$2,975,044
Audit Adjustments				
ENDING BALANCE	\$2,280,818	\$315,000	\$8,489,075	\$2,975,044
NONSPENDABLE				
RESTRICTED	\$491,775		\$8,267,910	\$326,458
ASSIGNED	\$1,789,043	\$315,000	\$221,165	\$2,648,585
ECONOMIC UNCERTAINTIES		\$0		
UNAPPROPRIATED FUND BALANCE	\$0	\$0	\$0	\$0

Board of Education Executive Summary

Business Services

Adopt Proposed Fiscal Year 2018-2019 Budget for All Funds June 21, 2018

	Deferred Maintenance Fund	Building Fund	Capital Facilities Funds 25, 49, 52	Dental Vision Fund	Self Insurance Fund	Grand Total All Funds
REVENUES						
LCFF SOURCES						\$413,588,986
FEDERAL REVENUE						\$90,070,112
OTHER STATE REVENUES						\$85,586,082
OTHER LOCAL REVENUES			\$2,000,000	\$9,700,000	\$5,605,317	\$32,251,812
TOTAL REVENUES	\$0	\$0	\$2,000,000	\$9,700,000	\$5,605,317	\$621,496,992
EXPENDITURES						
CERTIFICATED SALARIES						\$233,797,766
CLASSIFIED SALARIES		\$697,455		\$150,913	\$194,486	\$82,920,326
EMPLOYEE BENEFITS		\$301,024		\$105,724	\$117,331	\$198,375,926
BOOKS AND SUPPLIES		\$0			\$41,500	\$37,312,845
SERVICES/OTHER OP. EXP.		\$0		\$9,443,363	\$5,252,000	\$85,375,459
CAPITAL OUTLAY	\$0	\$82,001,521	\$11,300,000			\$98,709,239
OTHER OUTGO						\$5,005,046
INDIRECT/DIRECT SUPPORT						\$0
TOTAL EXPENDITURES	\$0	\$83,000,000	\$11,300,000	\$9,700,000	\$5,605,317	\$741,496,608
OTHER FINANCING SOURCES/USES						
INTERFUND TRANSFERS IN						\$4,778,576
INTERFUND TRANSFERS OUT						-\$4,778,576
OTHER SOURCES		\$0				\$0
OTHER USES						\$0
TOTAL OTHER SOURCES/USES	\$0	\$0	\$0	\$0	\$0	\$0
NET CHANGE IN FUND BALANCE	\$0	-\$83,000,000	-\$9,300,000	\$0	\$0	-\$119,999,616
BEGINNING BALANCE, JULY 1	\$4,097	\$83,049,940	\$10,199,737	\$3,314,805	\$6,533,340	\$181,882,927
Audit Adjustments						\$0
ENDING BALANCE	\$4,097	\$49,940	\$899,737	\$3,314,805	\$6,533,340	\$61,883,311
NONSPENDABLE						\$545,000
RESTRICTED			\$0			\$11,446,725
ASSIGNED	\$4,097	\$49,940	\$899,737	\$3,314,805	\$6,533,340	\$29,878,453
ECONOMIC UNCERTAINTIES		\$0				\$20,013,133
UNAPPROPRIATED FUND BALANCE	\$0	\$0	\$0	\$0	\$0	\$0

IV. Goals, Objectives and Measures:

Present a balanced 2018-19 Adopted Budget and minimize reliance on the use of one-time funds.

Board of Education Executive Summary

Business Services

Adopt Proposed Fiscal Year 2018-2019 Budget for All Funds June 21, 2018

V. Major Initiatives:

- Continued analysis of information from the state and its impact on the District finances.
- Budget Revision within 45 days from signing of State Budget if needed.

VI. Results:

Budget development for 2018-19 has followed the timeline approved by the Board. With the approval of the 2018-19 Adopted Budget, expenditure authority for 2018-19 will be in place and the June 30, 2018 timeline will be met.

VII. Lessons Learned/Next Steps:

- Continue to monitor the State budget and its impact on District finances.
- Continue to obtain stakeholders' input, follow the LCAP process and meet with bargaining units to seek cost reductions and long-term budget savings.

2018-2019 Proposed Budget for All Funds



Guiding Principle

All students graduate with the greatest number of post-secondary choices from the widest array of options.

Board of Education
June 21, 2018

Sacramento City Unified School District

Board of Education

Jessie Ryan, President, Area 7
Darrel Woo, Vice President, Area 6
Michael Minnick, 2nd Vice President Area 4
Jay Hansen, President, Area 1
Ellen Cochrane, Area 2
Christina Pritchett, Area 3
Mai Vang, Area 5
Sarah Nguyen, Student Board Member

Cabinet

Jorge A. Aguilar, Superintendent
Cathy Allen, Chief Operations Officer
Lisa Allen, Deputy Superintendent
Alex Barrios, Chief Communications Officer
Gerardo Castillo, Chief Business Officer
Vincent Harris, Chief Continuous Improvement and Accountability Officer
Elliot Lopez, Chief Information Officer
Cancy McArn, Chief Human Resource Officer
Iris Taylor, Ed.D., Chief Academic Officer

TABLE OF CONTENTS

	PAGE
2018-19 Budget Overview	1
District Certification of 2018-19 Budget Report	2
Projection Factors	7
General Fund	
General Fund Definition	11
Multiyear Projections.....	12
Substantiation of Need for Assigned and Unassigned Ending Fund Balance.....	18
General Fund - Revenues, Expenditures and Changes in Fund Balance	19
Special Revenue Funds	
Special Revenue Fund Definition	31
Charter Schools - Revenues, Expenditures and Changes in Fund Balance.....	32
Adult Education - Revenues, Expenditures and Changes in Fund Balance.....	45
Child Development - Revenues, Expenditures and Changes in Fund Balance.....	56
Cafeteria - Revenues, Expenditures and Changes in Fund Balance	66
Deferred Maintenance - Revenues, Expenditures and Changes in Fund Balance	76
Capital Projects Funds	
Capital Projects Fund Definition	86
Building Fund - Revenues, Expenditures and Changes in Fund Balance	87
Capital Facilities - Revenues, Expenditures and Changes in Fund Balance.....	98
Capital Project for Blended Component Units	107
Debt Service Funds	
Debt Service Fund Definition.....	117
Bond Interest and Redemption Fund.....	118
Proprietary Funds	
Proprietary Fund Definition	126
Self-Insurance - Revenues, Expenditures and Changes in Fund Balance	127
Average Daily Attendance	137
Criteria and Standards	139

2018-19 BUDGET OVERVIEW

BUDGET OVERVIEW

Sacramento City Unified School District financial goal is to maintain the required level of reserve, maximize district revenues and ensure district revenues are used to achieve the educational goals of the district. Based on the Governor's May Revise Budget, these documents reflect the budget for 2018-19 and multi-year projections for 2019-20 and 2020-21.

Sacramento City Unified School District Budget is comprised of three major components: (1) Fund Balance (Ending and Beginning Balance); (2) Revenues; and (3) Expenditures.

Three conditions impact the Sacramento City Unified School District Budget:

- a. Revenue – State Budget ↑
- b. Expenditures – increases in expenditures ↑
- c. Enrollment – steady ↔

ANNUAL BUDGET REPORT:
July 1, 2018 Budget Adoption

Insert "X" in applicable boxes:

This budget was developed using the state-adopted Criteria and Standards. It includes the expenditures necessary to implement the Local Control and Accountability Plan (LCAP) or annual update to the LCAP that will be effective for the budget year. The budget was filed and adopted subsequent to a public hearing by the governing board of the school district pursuant to Education Code sections 33129, 42127, 52060, 52061, and 52062.

If the budget includes a combined assigned and unassigned ending fund balance above the minimum recommended reserve for economic uncertainties, at its public hearing, the school district complied with the requirements of subparagraphs (B) and (C) of paragraph (2) of subdivision (a) of Education Code Section 42127.

Budget available for inspection at:

Public Hearing:

Place: SCUSD - Budget Services
Date: June 04, 2018

Place: Board Meeting Room-Serna Center
Date: June 07, 2018
Time: 06:00 PM

Adoption Date: June 21, 2018

Signed: _____
Clerk/Secretary of the Governing Board
(Original signature required)

Contact person for additional information on the budget reports:

Name: Gloria Chung

Telephone: 916-643-9405

Title: Director of Fiscal Services

E-mail: Gloria@scusd.edu

Criteria and Standards Review Summary

The following summary is automatically completed based on data provided in the Criteria and Standards Review (Form 01CS). Criteria and standards that are "Not Met," and supplemental information and additional fiscal indicators that are "Yes," may indicate areas of potential concern for fiscal solvency purposes and should be carefully reviewed.

CRITERIA AND STANDARDS			Met	Not Met
1	Average Daily Attendance	Budgeted (funded) ADA has not been overestimated by more than the standard for the prior fiscal year, or two or more of the previous three fiscal years.	X	

CRITERIA AND STANDARDS (continued)			Met	Not Met
2	Enrollment	Enrollment has not been overestimated by more than the standard for the prior fiscal year, or two or more of the previous three fiscal years.	X	
3	ADA to Enrollment	Projected second period (P-2) ADA to enrollment ratio is consistent with historical ratios for the budget and two subsequent fiscal years.	X	
4	Local Control Funding Formula (LCFF) Revenue	Projected change in LCFF revenue is within the standard for the budget and two subsequent fiscal years.	X	
5	Salaries and Benefits	Projected ratios of total unrestricted salaries and benefits to total unrestricted general fund expenditures are consistent with historical ratios for the budget and two subsequent fiscal years.		X
6a	Other Revenues	Projected operating revenues (e.g., federal, other state, and other local) are within the standard for the budget and two subsequent fiscal years.		X
6b	Other Expenditures	Projected operating expenditures (e.g., books and supplies, and services and other operating) are within the standard for the budget and two subsequent fiscal years.	X	
7	Ongoing and Major Maintenance Account	If applicable, required contribution to the ongoing and major maintenance account (i.e., restricted maintenance account) is included in the budget.	X	
8	Deficit Spending	Unrestricted deficit spending, if any, has not exceeded the standard for two or more of the last three fiscal years.	X	
9	Fund Balance	Unrestricted general fund beginning balance has not been overestimated by more than the standard for two or more of the last three fiscal years.	X	
10	Reserves	Projected available reserves (e.g., reserve for economic uncertainties, unassigned/unappropriated amounts) meet minimum requirements for the budget and two subsequent fiscal years.	X	

SUPPLEMENTAL INFORMATION			No	Yes
S1	Contingent Liabilities	Are there known or contingent liabilities (e.g., financial or program audits, litigation, state compliance reviews) that may impact the budget?	X	
S2	Using One-time Revenues to Fund Ongoing Expenditures	Are there ongoing general fund expenditures in excess of one percent of the total general fund expenditures that are funded with one-time resources?		X
S3	Using Ongoing Revenues to Fund One-time Expenditures	Are there large non-recurring general fund expenditures that are funded with ongoing general fund revenues?	X	
S4	Contingent Revenues	Are any projected revenues for the budget or two subsequent fiscal years contingent on reauthorization by the local government, special legislation, or other definitive act (e.g., parcel taxes, forest reserves)?	X	
S5	Contributions	Have contributions from unrestricted to restricted resources, or transfers to or from the general fund to cover operating deficits, changed by more than the standard for the budget or two subsequent fiscal years?		X

SUPPLEMENTAL INFORMATION (continued)			No	Yes
S6	Long-term Commitments	Does the district have long-term (multiyear) commitments or debt agreements?		X
		<ul style="list-style-type: none"> If yes, have annual payments for the budget or two subsequent fiscal years increased over prior year's (2017-18) annual payment? 		X
S7a	Postemployment Benefits Other than Pensions	Does the district provide postemployment benefits other than pensions (OPEB)?		X
		<ul style="list-style-type: none"> If yes, are they lifetime benefits? 		X
		<ul style="list-style-type: none"> If yes, do benefits continue beyond age 65? 		X
		<ul style="list-style-type: none"> If yes, are benefits funded by pay-as-you-go? 	X	
S7b	Other Self-insurance Benefits	Does the district provide other self-insurance benefits (e.g., workers' compensation)?		X
S8	Status of Labor Agreements	Are salary and benefit negotiations still open for:		
		<ul style="list-style-type: none"> Certificated? (Section S8A, Line 1) 	X	
		<ul style="list-style-type: none"> Classified? (Section S8B, Line 1) 	X	
		<ul style="list-style-type: none"> Management/supervisor/confidential? (Section S8C, Line 1) 	X	
S9	Local Control and Accountability Plan (LCAP)	<ul style="list-style-type: none"> Did or will the school district's governing board adopt an LCAP or approve an update to the LCAP effective for the budget year? 		X
		<ul style="list-style-type: none"> Approval date for adoption of the LCAP or approval of an update to the LCAP: 	Jun 21, 2018	
S10	LCAP Expenditures	Does the school district's budget include the expenditures necessary to implement the LCAP or annual update to the LCAP as described in the Local Control and Accountability Plan and Annual Update Template, Section 3: Actions, Services, and Expenditures?		X

ADDITIONAL FISCAL INDICATORS			No	Yes
A1	Negative Cash Flow	Do cash flow projections show that the district will end the budget year with a negative cash balance in the general fund?	X	
A2	Independent Position Control	Is personnel position control independent from the payroll system?	X	
A3	Declining Enrollment	Is enrollment decreasing in both the prior fiscal year and budget year?		X
A4	New Charter Schools Impacting District Enrollment	Are any new charter schools operating in district boundaries that are impacting the district's enrollment, either in the prior fiscal year or budget year?		X
A5	Salary Increases Exceed COLA	Has the district entered into a bargaining agreement where any of the budget or subsequent fiscal years of the agreement would result in salary increases that are expected to exceed the projected state funded cost-of-living adjustment?		X

ADDITIONAL FISCAL INDICATORS (continued)			No	Yes
A6	Uncapped Health Benefits	Does the district provide uncapped (100% employer paid) health benefits for current or retired employees?		X
A7	Independent Financial System	Is the district's financial system independent from the county office system?		X
A8	Fiscal Distress Reports	Does the district have any reports that indicate fiscal distress? If yes, provide copies to the COE, pursuant to EC 42127.6(a).	X	
A9	Change of CBO or Superintendent	Have there been personnel changes in the superintendent or chief business official (CBO) positions within the last 12 months?		X

ANNUAL CERTIFICATION REGARDING SELF-INSURED WORKERS' COMPENSATION CLAIMS

Pursuant to EC Section 42141, if a school district, either individually or as a member of a joint powers agency, is self-insured for workers' compensation claims, the superintendent of the school district annually shall provide information to the governing board of the school district regarding the estimated accrued but unfunded cost of those claims. The governing board annually shall certify to the county superintendent of schools the amount of money, if any, that it has decided to reserve in its budget for the cost of those claims.

To the County Superintendent of Schools:

Our district is self-insured for workers' compensation claims as defined in Education Code Section 42141(a):

Total liabilities actuarially determined:	\$ 5,012,931.00
Less: Amount of total liabilities reserved in budget:	\$ 5,012,931.00
Estimated accrued but unfunded liabilities:	\$ 0.00

This school district is self-insured for workers' compensation claims through a JPA, and offers the following information:

This school district is not self-insured for workers' compensation claims.

Signed _____
Clerk/Secretary of the Governing Board
(Original signature required)

Date of Meeting: _____

For additional information on this certification, please contact:

Name: Gloria Chung

Title: Director of Fiscal Services

Telephone: 916-643-9405

E-mail: Gloria@scusd.edu

SACRAMENTO CITY UNIFIED SCHOOL DISTRICT - BUDGET SERVICES

ESTIMATED FINANCIAL PROJECTION FACTORS

	2018-19	2019-20	2020-21
State Statutory COLA	3%	2.57%	2.67%
GAP Funding Rate for Local Control Funding Formula (LCFF)	100%	-	-
California Consumer Price Index (CPI)	3.58%	3.36%	3.23%

LCFF ENTITLEMENT FACTORS

Entitlement Factors per ADA	K-3	4-6	7-8	9-12
2017-18 Initial Grants	\$7,193	\$7,301	\$7,518	\$8,712
COLA at 3%	\$216	\$219	\$226	\$261
2018-19 Base Grants	\$7,409	\$7,520	\$7,744	\$8,973

Entitlement Factors per ADA	K-3	4-6	7-8	9-12
2018-19 Base Grants	\$7,409	\$7,520	\$7,744	\$8,973
Adjustment Factors	10.4% CSR	-	-	2.6% CTE
CSR and CTE amounts	\$771	-	-	\$233
2018-19 Adjusted Base Grants	\$8,180	\$7,520	\$7,744	\$9,206

Supplemental Grants (% Adj. Base)	20%	20%	20%	20%
Concentration Grants (Above 55% Threshold)	50%	50%	50%	50%

MULTI-YEAR BUDGET ASSUMPTIONS: 2018-19 THROUGH 2020-21

REVENUES:

Local Control Funding Formula (LCFF)

- Fiscal Year 2018-19 is funded on 38,611.77 Average Daily Attendance (ADA).
- 2018-19 Local Control Funding Formula (LCFF) ADA is based on greater of prior year or current year ADA. Since SCUSD is in declining enrollment, 2017-18 (prior year) ADA is used for 2018-19.
- Local Control Funding Formula (LCFF) includes, formally Tier III programs, Transportation and TIIG.
- 2019-20 assumes funded on 38,521.77 ADA (prior year ADA).
- 2020-21 assumes funded on 38,431.77 ADA (prior year ADA).

MULTI-YEAR BUDGET ASSUMPTIONS: 2018-19 THROUGH 2020-21 (Continued)

Federal Revenues

- Federal Revenues assumes flat funding for 2018-19.
- 2019-20 and 2020-21 are maintained at the 2018-19 funding level.

OTHER STATE REVENUES:

Special Education & Transportation

- Special Education is funded at the same ratio as 2017-18. It reflects the decline in ADA.
- For 2018-19, 2019-20, and 2020-21 the Special Education and Transportation contribution is fully supported by the unrestricted monies from the General Fund.
- For 2018-19, 2019-20, and 2020-21 Special Education Transportation Apportionments are maintained.

State Categorical Programs

- Includes resource funds outside the Local Control Funding Formula (LCFF).

Class Size Reduction

- 2018-19 and 2019-20 continues K-3 CSR at 24:1.

Lottery

- The expected annual funding is projected at \$194 per ADA for 2018-19 (unrestricted \$146 and \$48 restricted) and outlying years.
- 2018-19 and outlying years include reduction due to Adult Education ADA no longer funded.

LOCAL REVENUES:

Other Local Revenue

- Local Revenue assumes a similar level of funding in outlying years as 2018-19. As revenues are approved by the Board, they will be incorporated.

EXPENDITURES:

Certificated Salaries

- Certificated staffing for 2018-19 assume full implementation of K-3 Class Size Reduction. Class sizes are as follows:
 - Kindergarten at 24:1
 - Grades 1-3 at 24:1
 - Grades 4-6 at 33:1 (Contract maximum)
 - Grades 7-8 at 31:1 (Contract maximum)
 - Grades 9-12 at 32:1 (Contract maximum)
- 2018-19 continues additional 75 classroom teachers for implementation of K-3 Class Size Reduction.
- Salaries commensurate with approved salary schedules and contractual agreements. This includes increases for salary schedule step and column movement less attrition credit.

MULTI-YEAR BUDGET ASSUMPTIONS: 2018-19 THROUGH 2020-21 (Continued)

Classified Salaries

- Classified staffing for 2019-20 and 2020-21 are based on 2018-19 staffing levels.
- Salaries are commensurate with approved salary schedules and contractual agreements. This includes salary step movement, less attrition credit.

Employee Benefits

- For 2018-19 estimated statutory benefits for Certificated staff is 19.46%.
- For 2018-19 estimated statutory benefits for Classified staff is 27.48%.
- Health benefits are projected to increase approximately 5% for 2019-20 and 2020-21, and will be funded dependent upon negotiated agreements with employee groups.
- Post-Retirement Health Benefits are based on 2018-19 participation. The district does not regularly pre-fund the future cost of post-retirement benefits. A negotiated agreement with all bargaining units includes a contribution from employees towards post-retirement benefits.

**Supplies, Services, Utilities,
Capital Outlay**

- 2018-19 and outlying years are projected with a 1% increase in utilities.

Indirect Support

- The indirect rate is consistently applied to each program as allowed by law.
- The approved rate is 4.83% for 2018-19.

**Other Outgo/Transfers/
Contributions**

- Contributions to Restricted Programs – The 2018-19 budget and outlying years includes contributions to cover program encroachments from the general unrestricted budget for the Special Education, Routine Restricted Maintenance, and Special Education Transportation programs.
- 2018-19 Routine Restricted Maintenance is based over 2% of GF budget.
- Routine Restricted Maintenance must be increased to no less than 2% of GF budget by 2018-19 and 3% by 2020-21.
- In Lieu Property Taxes are transferred to charter schools.

One-Time Revenues/Expenditures

- 2018-19 includes \$13.2 Million one-time discretionary revenue.
- 2018-19 includes \$6 Million set aside for Textbook Adoption.
- 2018-19 includes \$3 Million set aside for Expanded Learning Summer Program.

MULTI-YEAR BUDGET ASSUMPTIONS: 2018-19 THROUGH 2020-21 (Continued)

BEGINNING BALANCE/RESERVES:

Beginning Balance

- Based on 2017-18 estimated ending fund balance.

Reserves

- The 2018-19, 2019-20, and 2020-21 projections fund the 2% General Fund Reserve for economic uncertainty as our Board and Superintendent are assessing the viability of a budgeting allocation methodology that focuses greater attention on the use of metrics that result in increased student achievement while eliminating the structural deficit.
- Starting in 2017-18, expenses are greater than costs and reserves are used to cover the overage.

GENERAL FUND

General Fund Definition

The General Fund is the general operating fund of the District and accounts for all revenues and expenditures of the District not encompassed within other funds. All general tax revenues and other receipts that are not allocated by law or contractual agreement to some other fund are accounted for in this fund. General operating expenditures and the capital improvement costs that are not paid through other funds are paid from the General Fund. The General Fund also contains categorical programs such as the School Improvement Grant, Every Student Succeeds Act (ESSA), After School Education and Safety (ASES), and others.

Description	Object Codes	2018-19 Budget (Form 01) (A)	% Change (Cols. C-A/A) (B)	2019-20 Projection (C)	% Change (Cols. E-C/C) (D)	2020-21 Projection (E)
(Enter projections for subsequent years 1 and 2 in Columns C and E; current year - Column A - is extracted)						
A. REVENUES AND OTHER FINANCING SOURCES						
1. LCFF/Revenue Limit Sources	8010-8099	395,472,932.00	2.45%	405,165,387.00	2.40%	414,870,675.00
2. Federal Revenues	8100-8299	0.00	0.00%		0.00%	
3. Other State Revenues	8300-8599	20,649,631.00	-63.35%	7,568,507.98	2.67%	7,770,587.15
4. Other Local Revenues	8600-8799	3,771,624.00	0.00%	3,771,624.00	0.00%	3,771,624.00
5. Other Financing Sources						
a. Transfers In	8900-8929	1,903,369.00	2.57%	1,952,285.58	2.67%	2,004,411.61
b. Other Sources	8930-8979	0.00	0.00%		0.00%	
c. Contributions	8980-8999	(77,441,727.33)	2.21%	(79,153,484.72)	5.20%	(83,266,882.76)
6. Total (Sum lines A1 thru A5c)		344,355,828.67	-1.47%	339,304,319.84	1.72%	345,150,415.00
B. EXPENDITURES AND OTHER FINANCING USES						
1. Certificated Salaries						
a. Base Salaries				167,178,458.57		166,637,410.82
b. Step & Column Adjustment				1,935,099.25		2,032,976.41
c. Cost-of-Living Adjustment						
d. Other Adjustments				(2,476,147.00)		
e. Total Certificated Salaries (Sum lines B1a thru B1d)	1000-1999	167,178,458.57	-0.32%	166,637,410.82	1.22%	168,670,387.23
2. Classified Salaries						
a. Base Salaries				43,547,115.99		43,908,453.59
b. Step & Column Adjustment				484,174.60		658,626.80
c. Cost-of-Living Adjustment						
d. Other Adjustments				(122,837.00)		
e. Total Classified Salaries (Sum lines B2a thru B2d)	2000-2999	43,547,115.99	0.83%	43,908,453.59	1.50%	44,567,080.39
3. Employee Benefits	3000-3999	118,630,157.65	5.13%	124,716,632.28	5.61%	131,707,946.69
4. Books and Supplies	4000-4999	10,494,424.58	-3.56%	10,120,934.58	0.00%	10,120,934.58
5. Services and Other Operating Expenditures	5000-5999	27,759,009.12	1.62%	28,209,009.12	1.60%	28,659,009.12
6. Capital Outlay	6000-6999	166,698.14	0.00%	166,698.14	0.00%	166,698.14
7. Other Outgo (excluding Transfers of Indirect Costs)	7100-7299, 7400-7499	5,005,046.00	9.23%	5,467,014.00	-0.03%	5,465,334.00
8. Other Outgo - Transfers of Indirect Costs	7300-7399	(4,363,225.33)	0.00%	(4,363,225.33)	0.00%	(4,363,225.33)
9. Other Financing Uses						
a. Transfers Out	7600-7629	2,875,207.00	-78.71%	612,178.00	0.00%	612,178.00
b. Other Uses	7630-7699	0.00	0.00%	0.00	0.00%	
10. Other Adjustments (Explain in Section F below)				(22,068,043.71)		(40,455,927.82)
11. Total (Sum lines B1 thru B10)		371,292,891.72	-4.82%	353,407,061.49	-2.34%	345,150,415.00
C. NET INCREASE (DECREASE) IN FUND BALANCE						
(Line A6 minus line B11)						
		(26,937,063.05)		(14,102,741.65)		0.00
D. FUND BALANCE						
1. Net Beginning Fund Balance (Form 01, line F1e)		61,597,937.70		34,660,874.65		20,558,133.00
2. Ending Fund Balance (Sum lines C and D1)		34,660,874.65		20,558,133.00		20,558,133.00
3. Components of Ending Fund Balance						
a. Nonspendable	9710-9719	545,000.00		545,000.00		545,000.00
b. Restricted	9740					
c. Committed						
1. Stabilization Arrangements	9750	0.00				
2. Other Commitments	9760	0.00				
d. Assigned	9780	14,102,741.65				
e. Unassigned/Unappropriated						
1. Reserve for Economic Uncertainties	9789	20,013,133.00		20,013,133.00		20,013,133.00
2. Unassigned/Unappropriated	9790	0.00		0.00		0.00
f. Total Components of Ending Fund Balance						
(Line D3f must agree with line D2)						
		34,660,874.65		20,558,133.00		20,558,133.00

Description	Object Codes	2018-19 Budget (Form 01) (A)	% Change (Cols. C-A/A) (B)	2019-20 Projection (C)	% Change (Cols. E-C/C) (D)	2020-21 Projection (E)
E. AVAILABLE RESERVES						
1. General Fund						
a. Stabilization Arrangements	9750	0.00		0.00		0.00
b. Reserve for Economic Uncertainties	9789	20,013,133.00		20,013,133.00		20,013,133.00
c. Unassigned/Unappropriated	9790	0.00		0.00		0.00
(Enter reserve projections for subsequent years 1 and 2 in Columns C and E; current year - Column A - is extracted.)						
2. Special Reserve Fund - Noncapital Outlay (Fund 17)						
a. Stabilization Arrangements	9750					
b. Reserve for Economic Uncertainties	9789					
c. Unassigned/Unappropriated	9790					
3. Total Available Reserves (Sum lines E1a thru E2c)						
		20,013,133.00		20,013,133.00		20,013,133.00
F. ASSUMPTIONS						
Please provide below or on a separate attachment, the assumptions used to determine the projections for the first and second subsequent fiscal years. Further, please include an explanation for any significant expenditure adjustments projected in lines B1d, B2d, and B10. For additional information, please refer to the Budget Assumptions section of the SACS Financial Reporting Software User Guide.						
2019-20 line B1d and B2d, loss of one time funding for "modest investment". 2019-20 and 2020-21, our Board and Superintendent are assessing the viability of a budgeting allocation methodology that focuses greater attention on the use of metrics that result in increased student achievement while eliminating the structural deficit.						

Description	Object Codes	2018-19 Budget (Form 01) (A)	% Change (Cols. C-A/A) (B)	2019-20 Projection (C)	% Change (Cols. E-C/C) (D)	2020-21 Projection (E)
(Enter projections for subsequent years 1 and 2 in Columns C and E; current year - Column A - is extracted)						
A. REVENUES AND OTHER FINANCING SOURCES						
1. LCFF/Revenue Limit Sources	8010-8099	0.00	0.00%		0.00%	
2. Federal Revenues	8100-8299	53,970,361.00	-0.56%	53,670,361.00	0.00%	53,670,361.00
3. Other State Revenues	8300-8599	52,335,887.00	-7.32%	48,503,824.30	2.67%	49,798,876.40
4. Other Local Revenues	8600-8799	2,924,500.00	0.00%	2,924,500.00	0.00%	2,924,500.00
5. Other Financing Sources						
a. Transfers In	8900-8929	0.00	0.00%		0.00%	
b. Other Sources	8930-8979	0.00	0.00%		0.00%	
c. Contributions	8980-8999	77,441,727.33	5.15%	81,431,979.72	5.13%	85,606,213.58
6. Total (Sum lines A1 thru A5c)		186,672,475.33	-0.08%	186,530,665.02	2.93%	191,999,950.98
B. EXPENDITURES AND OTHER FINANCING USES						
1. Certificated Salaries						
a. Base Salaries				49,915,140.00		50,192,888.82
b. Step & Column Adjustment				577,748.82		491,890.31
c. Cost-of-Living Adjustment						
d. Other Adjustments				(300,000.00)		
e. Total Certificated Salaries (Sum lines B1a thru B1d)	1000-1999	49,915,140.00	0.56%	50,192,888.82	0.98%	50,684,779.13
2. Classified Salaries						
a. Base Salaries				23,174,610.46		23,336,001.46
b. Step & Column Adjustment				161,391.00		149,350.41
c. Cost-of-Living Adjustment						
d. Other Adjustments						
e. Total Classified Salaries (Sum lines B2a thru B2d)	2000-2999	23,174,610.46	0.70%	23,336,001.46	0.64%	23,485,351.87
3. Employee Benefits	3000-3999	56,204,883.00	4.67%	58,831,025.51	4.56%	61,511,864.49
4. Books and Supplies	4000-4999	12,104,920.03	-13.22%	10,504,920.03	0.00%	10,504,920.03
5. Services and Other Operating Expenditures	5000-5999	39,652,575.48	0.00%	39,652,575.48	0.00%	39,652,575.48
6. Capital Outlay	6000-6999	5,161,755.03	-97.20%	144,695.03	0.00%	144,695.03
7. Other Outgo (excluding Transfers of Indirect Costs)	7100-7299, 7400-7499	0.00	0.00%		0.00%	
8. Other Outgo - Transfers of Indirect Costs	7300-7399	2,058,591.33	0.00%	2,058,591.33	0.00%	2,058,591.33
9. Other Financing Uses						
a. Transfers Out	7600-7629	0.00	0.00%		0.00%	
b. Other Uses	7630-7699	0.00	0.00%		0.00%	
10. Other Adjustments (Explain in Section F below)						
11. Total (Sum lines B1 thru B10)		188,272,475.33	-1.89%	184,720,697.66	1.80%	188,042,777.36
C. NET INCREASE (DECREASE) IN FUND BALANCE						
(Line A6 minus line B11)						
		(1,600,000.00)		1,809,967.36		3,957,173.62
D. FUND BALANCE						
1. Net Beginning Fund Balance (Form 01, line F1e)		3,960,581.69		2,360,581.69		4,170,549.05
2. Ending Fund Balance (Sum lines C and D1)		2,360,581.69		4,170,549.05		8,127,722.67
3. Components of Ending Fund Balance						
a. Nonspendable	9710-9719	0.00				
b. Restricted	9740	2,360,581.69		4,170,549.05		8,127,722.67
c. Committed						
1. Stabilization Arrangements	9750					
2. Other Commitments	9760					
d. Assigned	9780					
e. Unassigned/Unappropriated						
1. Reserve for Economic Uncertainties	9789					
2. Unassigned/Unappropriated	9790	0.00		0.00		0.00
f. Total Components of Ending Fund Balance		2,360,581.69		4,170,549.05		8,127,722.67
(Line D3f must agree with line D2)						

Description	Object Codes	2018-19 Budget (Form 01) (A)	% Change (Cols. C-A/A) (B)	2019-20 Projection (C)	% Change (Cols. E-C/C) (D)	2020-21 Projection (E)
E. AVAILABLE RESERVES						
1. General Fund						
a. Stabilization Arrangements	9750					
b. Reserve for Economic Uncertainties	9789					
c. Unassigned/Unappropriated	9790					
(Enter reserve projections for subsequent years 1 and 2 in Columns C and E; current year - Column A - is extracted.)						
2. Special Reserve Fund - Noncapital Outlay (Fund 17)						
a. Stabilization Arrangements	9750					
b. Reserve for Economic Uncertainties	9789					
c. Unassigned/Unappropriated	9790					
3. Total Available Reserves (Sum lines E1a thru E2c)						
F. ASSUMPTIONS						
Please provide below or on a separate attachment, the assumptions used to determine the projections for the first and second subsequent fiscal years. Further, please include an explanation for any significant expenditure adjustments projected in lines B1d, B2d, and B10. For additional information, please refer to the Budget Assumptions section of the SACS Financial Reporting Software User Guide.						
2019-20 line B2d, replacing lost grant funds for 1 year only						

Description	Object Codes	2018-19 Budget (Form 01) (A)	% Change (Cols. C-A/A) (B)	2019-20 Projection (C)	% Change (Cols. E-C/C) (D)	2020-21 Projection (E)
(Enter projections for subsequent years 1 and 2 in Columns C and E; current year - Column A - is extracted)						
A. REVENUES AND OTHER FINANCING SOURCES						
1. LCFF/Revenue Limit Sources	8010-8099	395,472,932.00	2.45%	405,165,387.00	2.40%	414,870,675.00
2. Federal Revenues	8100-8299	53,970,361.00	-0.56%	53,670,361.00	0.00%	53,670,361.00
3. Other State Revenues	8300-8599	72,985,518.00	-23.17%	56,072,332.28	2.67%	57,569,463.55
4. Other Local Revenues	8600-8799	6,696,124.00	0.00%	6,696,124.00	0.00%	6,696,124.00
5. Other Financing Sources						
a. Transfers In	8900-8929	1,903,369.00	2.57%	1,952,285.58	2.67%	2,004,411.61
b. Other Sources	8930-8979	0.00	0.00%	0.00	0.00%	0.00
c. Contributions	8980-8999	0.00	0.00%	2,278,495.00	2.67%	2,339,330.82
6. Total (Sum lines A1 thru A5c)		531,028,304.00	-0.98%	525,834,984.86	2.15%	537,150,365.98
B. EXPENDITURES AND OTHER FINANCING USES						
1. Certificated Salaries						
a. Base Salaries				217,093,598.57		216,830,299.64
b. Step & Column Adjustment				2,512,848.07		2,524,866.72
c. Cost-of-Living Adjustment				0.00		0.00
d. Other Adjustments				(2,776,147.00)		0.00
e. Total Certificated Salaries (Sum lines B1a thru B1d)	1000-1999	217,093,598.57	-0.12%	216,830,299.64	1.16%	219,355,166.36
2. Classified Salaries						
a. Base Salaries				66,721,726.45		67,244,455.05
b. Step & Column Adjustment				645,565.60		807,977.21
c. Cost-of-Living Adjustment				0.00		0.00
d. Other Adjustments				(122,837.00)		0.00
e. Total Classified Salaries (Sum lines B2a thru B2d)	2000-2999	66,721,726.45	0.78%	67,244,455.05	1.20%	68,052,432.26
3. Employee Benefits	3000-3999	174,835,040.65	4.98%	183,547,657.79	5.27%	193,219,811.18
4. Books and Supplies	4000-4999	22,599,344.61	-8.73%	20,625,854.61	0.00%	20,625,854.61
5. Services and Other Operating Expenditures	5000-5999	67,411,584.60	0.67%	67,861,584.60	0.66%	68,311,584.60
6. Capital Outlay	6000-6999	5,328,453.17	-94.16%	311,393.17	0.00%	311,393.17
7. Other Outgo (excluding Transfers of Indirect Costs)	7100-7299, 7400-7499	5,005,046.00	9.23%	5,467,014.00	-0.03%	5,465,334.00
8. Other Outgo - Transfers of Indirect Costs	7300-7399	(2,304,634.00)	0.00%	(2,304,634.00)	0.00%	(2,304,634.00)
9. Other Financing Uses						
a. Transfers Out	7600-7629	2,875,207.00	-78.71%	612,178.00	0.00%	612,178.00
b. Other Uses	7630-7699	0.00	0.00%	0.00	0.00%	0.00
10. Other Adjustments				(22,068,043.71)		(40,455,927.82)
11. Total (Sum lines B1 thru B10)		559,565,367.05	-3.83%	538,127,759.15	-0.92%	533,193,192.36
C. NET INCREASE (DECREASE) IN FUND BALANCE (Line A6 minus line B11)						
		(28,537,063.05)		(12,292,774.29)		3,957,173.62
D. FUND BALANCE						
1. Net Beginning Fund Balance (Form 01, line F1e)		65,558,519.39		37,021,456.34		24,728,682.05
2. Ending Fund Balance (Sum lines C and D1)		37,021,456.34		24,728,682.05		28,685,855.67
3. Components of Ending Fund Balance						
a. Nonspendable	9710-9719	545,000.00		545,000.00		545,000.00
b. Restricted	9740	2,360,581.69		4,170,549.05		8,127,722.67
c. Committed						
1. Stabilization Arrangements	9750	0.00		0.00		0.00
2. Other Commitments	9760	0.00		0.00		0.00
d. Assigned	9780	14,102,741.65		0.00		0.00
e. Unassigned/Unappropriated						
1. Reserve for Economic Uncertainties	9789	20,013,133.00		20,013,133.00		20,013,133.00
2. Unassigned/Unappropriated	9790	0.00		0.00		0.00
f. Total Components of Ending Fund Balance (Line D3f must agree with line D2)		37,021,456.34		24,728,682.05		28,685,855.67

Description	Object Codes	2018-19 Budget (Form 01) (A)	% Change (Cols. C-A/A) (B)	2019-20 Projection (C)	% Change (Cols. E-C/C) (D)	2020-21 Projection (E)
E. AVAILABLE RESERVES						
1. General Fund						
a. Stabilization Arrangements	9750	0.00		0.00		0.00
b. Reserve for Economic Uncertainties	9789	20,013,133.00		20,013,133.00		20,013,133.00
c. Unassigned/Unappropriated	9790	0.00		0.00		0.00
d. Negative Restricted Ending Balances (Negative resources 2000-9999)	979Z			0.00		0.00
2. Special Reserve Fund - Noncapital Outlay (Fund 17)						
a. Stabilization Arrangements	9750	0.00		0.00		0.00
b. Reserve for Economic Uncertainties	9789	0.00		0.00		0.00
c. Unassigned/Unappropriated	9790	0.00		0.00		0.00
3. Total Available Reserves - by Amount (Sum lines E1a thru E2c)		20,013,133.00		20,013,133.00		20,013,133.00
4. Total Available Reserves - by Percent (Line E3 divided by Line F3c)		3.58%		3.72%		3.75%
F. RECOMMENDED RESERVES						
1. Special Education Pass-through Exclusions						
For districts that serve as the administrative unit (AU) of a special education local plan area (SELPA):						
a. Do you choose to exclude from the reserve calculation the pass-through funds distributed to SELPA members?	No					
b. If you are the SELPA AU and are excluding special education pass-through funds:						
1. Enter the name(s) of the SELPA(s):						
2. Special education pass-through funds (Column A: Fund 10, resources 3300-3499 and 6500-6540, objects 7211-7213 and 7221-7223; enter projections for subsequent years 1 and 2 in Columns C and E)						
		0.00		0.00		0.00
2. District ADA Used to determine the reserve standard percentage level on line F3d (Col. A: Form A, Estimated P-2 ADA column, Lines A4 and C4; enter projections)						
		38,477.56		38,387.56		38,297.56
3. Calculating the Reserves						
a. Expenditures and Other Financing Uses (Line B11)		559,565,367.05		538,127,759.15		533,193,192.36
b. Plus: Special Education Pass-through Funds (Line F1b2, if Line F1a is No)		0.00		0.00		0.00
c. Total Expenditures and Other Financing Uses (Line F3a plus line F3b)		559,565,367.05		538,127,759.15		533,193,192.36
d. Reserve Standard Percentage Level (Refer to Form 01CS, Criterion 10 for calculation details)		2%		2%		2%
e. Reserve Standard - By Percent (Line F3c times F3d)		11,191,307.34		10,762,555.18		10,663,863.85
f. Reserve Standard - By Amount (Refer to Form 01CS, Criterion 10 for calculation details)		0.00		0.00		0.00
g. Reserve Standard (Greater of Line F3e or F3f)		11,191,307.34		10,762,555.18		10,663,863.85
h. Available Reserves (Line E3) Meet Reserve Standard (Line F3g)		YES		YES		YES

2018-19 Substantiation of Need for Assigned and Unassigned Ending Fund Balance

District: Sacramento City Unified School District
 CDS #: 67439

Substantiation of Need for Assigned and Unassigned Ending Fund Balances in Excess of Minimum Recommended Reserves

Education Code Section 42127(a)(2)(B) requires a statement of the reasons that substantiate the need for assigned and unassigned ending fund balances in excess of the minimum reserve standard for economic uncertainties.

Form	Fund		2018-19 Budget
01	General Fund/County School Service Fund	Form 01	\$34,115,874.65
17	Special Reserve Fund for Other Than Capital Outlay Projects	Form 17	\$0.00
Total Assigned and Unassigned Ending Fund Balances			\$34,115,874.65
	District Standard Reserve Level	Form 01CS Line 10B-4	2%
Less District Minimum Recommended Reserve for Economic Uncertainties			\$11,191,307.34
Remaining Balance to Substantiate Need			\$22,924,567.31

Substantiation of Need for Fund Balances in Excess of Minimum Recommended Reserve for Economic Uncertainties Amount

Fund	Descriptions	
01	Reserve for Economic Uncertainties above the required 2% minimum	\$8,821,825.66
01	Expanded Learning Summer Program	\$3,000,000.00
01	Textbook Adoption	\$6,000,000.00
01	Projected Change from State Budget Adoption	\$4,156,494.00
01	Cover Deficit Spending in Future Years	\$946,247.65
Total of Substantiated Needs		\$22,924,567.31
Remaining Unsubstantiated Balance		\$0.00

Description	Resource Codes	Object Codes	2017-18 Estimated Actuals			2018-19 Budget			% Diff Column C & F
			Unrestricted (A)	Restricted (B)	Total Fund col. A + B (C)	Unrestricted (D)	Restricted (E)	Total Fund col. D + E (F)	
A. REVENUES									
1) LCFF Sources		8010-8099	373,621,718.00	0.00	373,621,718.00	395,472,932.00	0.00	395,472,932.00	5.8%
2) Federal Revenue		8100-8299	0.00	57,688,311.90	57,688,311.90	0.00	53,970,361.00	53,970,361.00	-6.4%
3) Other State Revenue		8300-8599	13,126,196.00	54,845,888.57	67,972,084.57	20,649,631.00	52,335,887.00	72,985,518.00	7.4%
4) Other Local Revenue		8600-8799	4,545,075.51	4,688,424.83	9,233,500.34	3,771,624.00	2,924,500.00	6,696,124.00	-27.5%
5) TOTAL, REVENUES			391,292,989.51	117,222,625.30	508,515,614.81	419,894,187.00	109,230,748.00	529,124,935.00	4.1%
B. EXPENDITURES									
1) Certificated Salaries		1000-1999	148,050,765.75	49,971,211.00	198,021,976.75	167,178,458.57	49,915,140.00	217,093,598.57	9.6%
2) Classified Salaries		2000-2999	41,559,332.93	22,544,498.77	64,103,831.70	43,547,115.99	23,174,610.46	66,721,726.45	4.1%
3) Employee Benefits		3000-3999	104,283,643.08	57,345,499.90	161,629,142.98	118,630,157.65	56,204,883.00	174,835,040.65	8.2%
4) Books and Supplies		4000-4999	11,266,908.96	17,116,547.20	28,383,456.16	10,494,424.58	12,104,920.03	22,599,344.61	-20.4%
5) Services and Other Operating Expenditures		5000-5999	26,047,820.90	37,400,643.77	63,448,464.67	27,759,009.12	39,652,575.48	67,411,584.60	6.2%
6) Capital Outlay		6000-6999	298,929.16	5,335,882.10	5,634,811.26	166,698.14	5,161,755.03	5,328,453.17	-5.4%
7) Other Outgo (excluding Transfers of Indirect Costs)		7100-7299 7400-7499	4,356,244.13	19,288.73	4,375,532.86	5,005,046.00	0.00	5,005,046.00	14.4%
8) Other Outgo - Transfers of Indirect Costs		7300-7399	(4,908,089.49)	2,903,447.49	(2,004,642.00)	(4,363,225.33)	2,058,591.33	(2,304,634.00)	15.0%
9) TOTAL, EXPENDITURES			330,955,555.42	192,637,018.96	523,592,574.38	368,417,684.72	188,272,475.33	556,690,160.05	6.3%
C. EXCESS (DEFICIENCY) OF REVENUES OVER EXPENDITURES BEFORE OTHER FINANCING SOURCES AND USES (A5 - B9)									
			60,337,434.09	(75,414,393.66)	(15,076,959.57)	51,476,502.28	(79,041,727.33)	(27,565,225.05)	82.8%
D. OTHER FINANCING SOURCES/USES									
1) Interfund Transfers									
a) Transfers In		8900-8929	1,502,069.00	0.00	1,502,069.00	1,903,369.00	0.00	1,903,369.00	26.7%
b) Transfers Out		7600-7629	2,333,397.12	0.00	2,333,397.12	2,875,207.00	0.00	2,875,207.00	23.2%
2) Other Sources/Uses									
a) Sources		8930-8979	0.00	0.00	0.00	0.00	0.00	0.00	0.0%
b) Uses		7630-7699	0.00	0.00	0.00	0.00	0.00	0.00	0.0%
3) Contributions		8980-8999	(71,047,686.22)	71,047,686.22	0.00	(77,441,727.33)	77,441,727.33	0.00	0.0%
4) TOTAL, OTHER FINANCING SOURCES/USES			(71,879,014.34)	71,047,686.22	(831,328.12)	(78,413,565.33)	77,441,727.33	(971,838.00)	16.9%

Description	Resource Codes	Object Codes	2017-18 Estimated Actuals			2018-19 Budget			% Diff Column C & F
			Unrestricted (A)	Restricted (B)	Total Fund col. A + B (C)	Unrestricted (D)	Restricted (E)	Total Fund col. D + E (F)	
E. NET INCREASE (DECREASE) IN FUND BALANCE (C + D4)			(11,541,580.25)	(4,366,707.44)	(15,908,287.69)	(26,937,063.05)	(1,600,000.00)	(28,537,063.05)	79.4%
F. FUND BALANCE, RESERVES									
1) Beginning Fund Balance									
a) As of July 1 - Unaudited		9791	73,139,517.95	8,327,289.13	81,466,807.08	61,597,937.70	3,960,581.69	65,558,519.39	-19.5%
b) Audit Adjustments		9793	0.00	0.00	0.00	0.00	0.00	0.00	0.0%
c) As of July 1 - Audited (F1a + F1b)			73,139,517.95	8,327,289.13	81,466,807.08	61,597,937.70	3,960,581.69	65,558,519.39	-19.5%
d) Other Restatements		9795	0.00	0.00	0.00	0.00	0.00	0.00	0.0%
e) Adjusted Beginning Balance (F1c + F1d)			73,139,517.95	8,327,289.13	81,466,807.08	61,597,937.70	3,960,581.69	65,558,519.39	-19.5%
2) Ending Balance, June 30 (E + F1e)			61,597,937.70	3,960,581.69	65,558,519.39	34,660,874.65	2,360,581.69	37,021,456.34	-43.5%
Components of Ending Fund Balance									
a) Nonspendable									
Revolving Cash		9711	225,000.00	0.00	225,000.00	225,000.00	0.00	225,000.00	0.0%
Stores		9712	115,145.43	0.00	115,145.43	320,000.00	0.00	320,000.00	177.9%
Prepaid Items		9713	10,584.00	0.00	10,584.00	0.00	0.00	0.00	-100.0%
All Others		9719	0.00	0.00	0.00	0.00	0.00	0.00	0.0%
b) Restricted		9740	0.00	3,960,581.69	3,960,581.69	0.00	2,360,581.69	2,360,581.69	-40.4%
c) Committed									
Stabilization Arrangements		9750	0.00	0.00	0.00	0.00	0.00	0.00	0.0%
Other Commitments		9760	0.00	0.00	0.00	0.00	0.00	0.00	0.0%
d) Assigned									
Other Assignments		9780	41,234,075.27	0.00	41,234,075.27	14,102,741.65	0.00	14,102,741.65	-65.8%
Expanded Learning Summer Program	0000	9780				3,000,000.00		3,000,000.00	
Textbook Adoption	0000	9780				6,000,000.00		6,000,000.00	
Projected change from State Budget Ad	0000	9780				4,156,494.00		4,156,494.00	
Cover Deficit Spending in Future Years	0000	9780				946,247.65		946,247.65	
Expanded Learning Summer Program	0000	9780	3,000,000.00		3,000,000.00				
Textbook Adoption	0000	9780	6,000,000.00		6,000,000.00				
Projected Change from State Budget Ad	0000	9780	4,156,494.00		4,156,494.00				
Cover Deficit Spending in Future Years	0000	9780	28,077,581.27		28,077,581.27				
e) Unassigned/Unappropriated									
Reserve for Economic Uncertainties		9789	20,013,133.00	0.00	20,013,133.00	20,013,133.00	0.00	20,013,133.00	0.0%
Unassigned/Unappropriated Amount		9790	0.00	0.00	0.00	0.00	0.00	0.00	0.0%

Description	Resource Codes	Object Codes	2017-18 Estimated Actuals			2018-19 Budget			% Diff Column C & F
			Unrestricted (A)	Restricted (B)	Total Fund col. A + B (C)	Unrestricted (D)	Restricted (E)	Total Fund col. D + E (F)	
G. ASSETS									
1) Cash									
a) in County Treasury		9110	6,072,786.53	(13,682,718.84)	(7,609,932.31)				
1) Fair Value Adjustment to Cash in County Treasury		9111	0.00	0.00	0.00				
b) in Banks		9120	0.00	0.00	0.00				
c) in Revolving Cash Account		9130	225,000.00	0.00	225,000.00				
d) with Fiscal Agent/Trustee		9135	0.00	0.00	0.00				
e) Collections Awaiting Deposit		9140	216,859.67	110,156.86	327,016.53				
2) Investments		9150	0.00	0.00	0.00				
3) Accounts Receivable		9200	5,321,455.44	59,815.99	5,381,271.43				
4) Due from Grantor Government		9290	0.00	998,900.37	998,900.37				
5) Due from Other Funds		9310	0.00	0.00	0.00				
6) Stores		9320	115,145.43	0.00	115,145.43				
7) Prepaid Expenditures		9330	10,584.00	0.00	10,584.00				
8) Other Current Assets		9340	0.00	0.00	0.00				
9) TOTAL, ASSETS			11,961,831.07	(12,513,845.62)	(552,014.55)				
H. DEFERRED OUTFLOWS OF RESOURCES									
1) Deferred Outflows of Resources		9490	0.00	0.00	0.00				
2) TOTAL, DEFERRED OUTFLOWS			0.00	0.00	0.00				
I. LIABILITIES									
1) Accounts Payable		9500	16,126,426.84	166,995.94	16,293,422.78				
2) Due to Grantor Governments		9590	0.00	37,782.89	37,782.89				
3) Due to Other Funds		9610	0.00	0.00	0.00				
4) Current Loans		9640	0.00	0.00	0.00				
5) Unearned Revenue		9650	0.00	1,436.07	1,436.07				
6) TOTAL, LIABILITIES			16,126,426.84	206,214.90	16,332,641.74				
J. DEFERRED INFLOWS OF RESOURCES									
1) Deferred Inflows of Resources		9690	0.00	0.00	0.00				
2) TOTAL, DEFERRED INFLOWS			0.00	0.00	0.00				
K. FUND EQUITY									
Ending Fund Balance, June 30 (G9 + H2) - (I6 + J2)			(4,164,595.77)	(12,720,060.52)	(16,884,656.29)				

Description	Resource Codes	Object Codes	2017-18 Estimated Actuals			2018-19 Budget			% Diff Column C & F
			Unrestricted (A)	Restricted (B)	Total Fund col. A + B (C)	Unrestricted (D)	Restricted (E)	Total Fund col. D + E (F)	
LCFF SOURCES									
Principal Apportionment									
State Aid - Current Year		8011	243,909,364.00	0.00	243,909,364.00	267,866,868.00	0.00	267,866,868.00	9.8%
Education Protection Account State Aid - Current Year		8012	48,365,270.00	0.00	48,365,270.00	46,180,324.00	0.00	46,180,324.00	-4.5%
State Aid - Prior Years		8019	0.00	0.00	0.00	0.00	0.00	0.00	0.0%
Tax Relief Subventions									
Homeowners' Exemptions		8021	722,519.00	0.00	722,519.00	722,519.00	0.00	722,519.00	0.0%
Timber Yield Tax		8022	0.00	0.00	0.00	0.00	0.00	0.00	0.0%
Other Subventions/In-Lieu Taxes		8029	0.00	0.00	0.00	0.00	0.00	0.00	0.0%
County & District Taxes									
Secured Roll Taxes		8041	66,935,647.00	0.00	66,935,647.00	66,935,647.00	0.00	66,935,647.00	0.0%
Unsecured Roll Taxes		8042	2,142,439.00	0.00	2,142,439.00	2,142,439.00	0.00	2,142,439.00	0.0%
Prior Years' Taxes		8043	553,319.00	0.00	553,319.00	553,319.00	0.00	553,319.00	0.0%
Supplemental Taxes		8044	1,936,219.00	0.00	1,936,219.00	1,936,219.00	0.00	1,936,219.00	0.0%
Education Revenue Augmentation Fund (ERAF)		8045	14,553,237.00	0.00	14,553,237.00	14,553,237.00	0.00	14,553,237.00	0.0%
Community Redevelopment Funds (SB 617/699/1992)		8047	5,173,665.00	0.00	5,173,665.00	5,173,665.00	0.00	5,173,665.00	0.0%
Penalties and Interest from Delinquent Taxes		8048	0.00	0.00	0.00	0.00	0.00	0.00	0.0%
Miscellaneous Funds (EC 41604)									
Royalties and Bonuses		8081	0.00	0.00	0.00	0.00	0.00	0.00	0.0%
Other In-Lieu Taxes		8082	14,261.00	0.00	14,261.00	14,261.00	0.00	14,261.00	0.0%
Less: Non-LCFF (50%) Adjustment		8089	(7,131.00)	0.00	(7,131.00)	(7,131.00)	0.00	(7,131.00)	0.0%
Subtotal, LCFF Sources			384,298,809.00	0.00	384,298,809.00	406,071,367.00	0.00	406,071,367.00	5.7%
LCFF Transfers									
Unrestricted LCFF Transfers - Current Year	0000	8091	0.00		0.00	0.00		0.00	0.0%
All Other LCFF Transfers - Current Year	All Other	8091	0.00	0.00	0.00	0.00	0.00	0.00	0.0%
Transfers to Charter Schools in Lieu of Property Taxes		8096	(10,677,091.00)	0.00	(10,677,091.00)	(10,598,435.00)	0.00	(10,598,435.00)	-0.7%
Property Taxes Transfers		8097	0.00	0.00	0.00	0.00	0.00	0.00	0.0%
LCFF/Revenue Limit Transfers - Prior Years		8099	0.00	0.00	0.00	0.00	0.00	0.00	0.0%
TOTAL, LCFF SOURCES			373,621,718.00	0.00	373,621,718.00	395,472,932.00	0.00	395,472,932.00	5.8%
FEDERAL REVENUE									
Maintenance and Operations		8110	0.00	0.00	0.00	0.00	0.00	0.00	0.0%
Special Education Entitlement		8181	0.00	8,390,795.10	8,390,795.10	0.00	8,247,400.00	8,247,400.00	-1.7%
Special Education Discretionary Grants		8182	0.00	1,513,335.15	1,513,335.15	0.00	1,488,874.00	1,488,874.00	-1.6%
Child Nutrition Programs		8220	0.00	0.00	0.00	0.00	0.00	0.00	0.0%
Donated Food Commodities		8221	0.00	0.00	0.00	0.00	0.00	0.00	0.0%
Forest Reserve Funds		8260	0.00	0.00	0.00	0.00	0.00	0.00	0.0%
Flood Control Funds		8270	0.00	0.00	0.00	0.00	0.00	0.00	0.0%
Wildlife Reserve Funds		8280	0.00	0.00	0.00	0.00	0.00	0.00	0.0%
FEMA		8281	0.00	0.00	0.00	0.00	0.00	0.00	0.0%
Interagency Contracts Between LEAs		8285	0.00	6,338.82	6,338.82	0.00	0.00	0.00	-100.0%
Pass-Through Revenues from Federal Sources		8287	0.00	0.00	0.00	0.00	0.00	0.00	0.0%
Title I, Part A, Basic	3010	8290		22,980,654.79	22,980,654.79		19,376,825.00	19,376,825.00	-15.7%
Title I, Part D, Local Delinquent Programs	3025	8290		0.00	0.00		0.00	0.00	0.0%
Title II, Part A, Educator Quality	4035	8290		2,553,795.09	2,553,795.09		1,950,879.00	1,950,879.00	-23.6%
Title III, Part A, Immigrant Education Program	4201	8290		112,710.37	112,710.37		84,864.00	84,864.00	-24.7%

Description	Resource Codes	Object Codes	2017-18 Estimated Actuals			2018-19 Budget			% Diff Column C & F
			Unrestricted (A)	Restricted (B)	Total Fund col. A + B (C)	Unrestricted (D)	Restricted (E)	Total Fund col. D + E (F)	
Title III, Part A, English Learner									
Program	4203	8290		828,845.00	828,845.00		854,898.00	854,898.00	-3.1%
Public Charter Schools Grant Program (PCSGP)	4610	8290		0.00	0.00		0.00	0.00	0.0%
	3020, 3040, 3041, 3045, 3060, 3061, 3110, 3150, 3155, 3177, 3180, 3181, 3185, 4050, 4123, 4124, 4126, 4127, 5510, 5630	8290		16,949,717.59	16,949,717.59		17,102,221.00	17,102,221.00	0.9%
Other NCLB / Every Student Succeeds Act									
Career and Technical Education	3500-3599	8290		449,822.00	449,822.00		412,464.00	412,464.00	-8.3%
All Other Federal Revenue	All Other	8290	0.00	3,902,297.99	3,902,297.99	0.00	4,451,936.00	4,451,936.00	14.1%
TOTAL, FEDERAL REVENUE			0.00	57,688,311.90	57,688,311.90	0.00	53,970,361.00	53,970,361.00	-6.4%
OTHER STATE REVENUE									
Other State Apportionments									
ROC/P Entitlement									
Prior Years	6360	8319		0.00	0.00		0.00	0.00	0.0%
Special Education Master Plan									
Current Year	6500	8311		22,092,007.00	22,092,007.00		21,146,965.00	21,146,965.00	-4.3%
Prior Years	6500	8319		0.00	0.00		0.00	0.00	0.0%
All Other State Apportionments - Current Year	All Other	8311	0.00	0.00	0.00	0.00	0.00	0.00	0.0%
All Other State Apportionments - Prior Years	All Other	8319	0.00	0.00	0.00	0.00	0.00	0.00	0.0%
Child Nutrition Programs		8520	0.00	0.00	0.00	0.00	0.00	0.00	0.0%
Mandated Costs Reimbursements		8550	7,161,306.00	0.00	7,161,306.00	14,769,909.00	0.00	14,769,909.00	106.2%
Lottery - Unrestricted and Instructional Materials		8560	5,818,490.00	1,818,278.00	7,636,768.00	5,879,722.00	1,933,059.00	7,812,781.00	2.3%
Tax Relief Subventions									
Restricted Levies - Other									
Homeowners' Exemptions		8575	0.00	0.00	0.00	0.00	0.00	0.00	0.0%
Other Subventions/In-Lieu Taxes		8576	0.00	0.00	0.00	0.00	0.00	0.00	0.0%
Pass-Through Revenues from State Sources		8587	0.00	0.00	0.00	0.00	0.00	0.00	0.0%
After School Education and Safety (ASES)	6010	8590		7,023,376.60	7,023,376.60		7,038,377.00	7,038,377.00	0.2%
Charter School Facility Grant	6030	8590		0.00	0.00		0.00	0.00	0.0%
Drug/Alcohol/Tobacco Funds	6650, 6690, 6695	8590		1,081,890.00	1,081,890.00		721,260.00	721,260.00	-33.3%
California Clean Energy Jobs Act	6230	8590		0.00	0.00		0.00	0.00	0.0%
Career Technical Education Incentive Grant Program	6387	8590		6,135,448.78	6,135,448.78		5,177,095.00	5,177,095.00	-15.6%
American Indian Early Childhood Education	7210	8590		0.00	0.00		0.00	0.00	0.0%
Specialized Secondary	7370	8590		0.00	0.00		0.00	0.00	0.0%
Quality Education Investment Act	7400	8590		0.00	0.00		0.00	0.00	0.0%
Common Core State Standards Implementation	7405	8590		0.00	0.00		0.00	0.00	0.0%
All Other State Revenue	All Other	8590	146,400.00	16,694,888.19	16,841,288.19	0.00	16,319,131.00	16,319,131.00	-3.1%
TOTAL, OTHER STATE REVENUE			13,126,196.00	54,845,888.57	67,972,084.57	20,649,631.00	52,335,887.00	72,985,518.00	7.4%

Description	Resource Codes	Object Codes	2017-18 Estimated Actuals			2018-19 Budget			% Diff Column C & F
			Unrestricted (A)	Restricted (B)	Total Fund col. A + B (C)	Unrestricted (D)	Restricted (E)	Total Fund col. D + E (F)	
OTHER LOCAL REVENUE									
Other Local Revenue									
County and District Taxes									
Other Restricted Levies									
Secured Roll		8615	0.00	0.00	0.00	0.00	0.00	0.00	0.0%
Unsecured Roll		8616	0.00	0.00	0.00	0.00	0.00	0.00	0.0%
Prior Years' Taxes		8617	0.00	0.00	0.00	0.00	0.00	0.00	0.0%
Supplemental Taxes		8618	0.00	0.00	0.00	0.00	0.00	0.00	0.0%
Non-Ad Valorem Taxes									
Parcel Taxes		8621	0.00	0.00	0.00	0.00	0.00	0.00	0.0%
Other		8622	0.00	0.00	0.00	0.00	0.00	0.00	0.0%
Community Redevelopment Funds									
Not Subject to LCFF Deduction		8625	0.00	0.00	0.00	0.00	0.00	0.00	0.0%
Penalties and Interest from Delinquent Non-LCFF Taxes		8629	0.00	0.00	0.00	0.00	0.00	0.00	0.0%
Sales									
Sale of Equipment/Supplies		8631	100,000.00	0.00	100,000.00	47,000.00	0.00	47,000.00	-53.0%
Sale of Publications		8632	0.00	0.00	0.00	0.00	0.00	0.00	0.0%
Food Service Sales		8634	0.00	0.00	0.00	0.00	0.00	0.00	0.0%
All Other Sales		8639	0.00	0.00	0.00	0.00	0.00	0.00	0.0%
Leases and Rentals		8650	1,393,191.00	70,108.99	1,463,299.99	1,400,003.00	0.00	1,400,003.00	-4.3%
Interest		8660	550,000.00	0.00	550,000.00	681,112.00	0.00	681,112.00	23.8%
Net Increase (Decrease) in the Fair Value of Investments		8662	0.00	0.00	0.00	0.00	0.00	0.00	0.0%
Fees and Contracts									
Adult Education Fees		8671	0.00	0.00	0.00	0.00	0.00	0.00	0.0%
Non-Resident Students		8672	0.00	0.00	0.00	0.00	0.00	0.00	0.0%
Transportation Fees From Individuals		8675	0.00	0.00	0.00	0.00	0.00	0.00	0.0%
Interagency Services		8677	862,402.00	0.00	862,402.00	879,693.00	0.00	879,693.00	2.0%
Mitigation/Developer Fees		8681	0.00	0.00	0.00	0.00	0.00	0.00	0.0%
All Other Fees and Contracts		8689	0.00	0.00	0.00	0.00	0.00	0.00	0.0%
Other Local Revenue Plus: Misc Funds Non-LCFF (50%) Adjustment		8691	5,850.00	0.00	5,850.00	7,131.00	0.00	7,131.00	21.9%
Pass-Through Revenues From Local Sources		8697	0.00	0.00	0.00	0.00	0.00	0.00	0.0%
All Other Local Revenue		8699	1,046,846.51	4,618,315.84	5,665,162.35	756,685.00	2,924,500.00	3,681,185.00	-35.0%
Tuition		8710	0.00	0.00	0.00	0.00	0.00	0.00	0.0%
All Other Transfers In		8781-8783	586,786.00	0.00	586,786.00	0.00	0.00	0.00	-100.0%
Transfers of Apportionments									
Special Education SELPA Transfers									
From Districts or Charter Schools	6500	8791		0.00	0.00		0.00	0.00	0.0%
From County Offices	6500	8792		0.00	0.00		0.00	0.00	0.0%
From JPAs	6500	8793		0.00	0.00		0.00	0.00	0.0%
ROC/P Transfers									
From Districts or Charter Schools	6360	8791		0.00	0.00		0.00	0.00	0.0%
From County Offices	6360	8792		0.00	0.00		0.00	0.00	0.0%
From JPAs	6360	8793		0.00	0.00		0.00	0.00	0.0%
Other Transfers of Apportionments									
From Districts or Charter Schools	All Other	8791	0.00	0.00	0.00	0.00	0.00	0.00	0.0%
From County Offices	All Other	8792	0.00	0.00	0.00	0.00	0.00	0.00	0.0%
From JPAs	All Other	8793	0.00	0.00	0.00	0.00	0.00	0.00	0.0%
All Other Transfers In from All Others		8799	0.00	0.00	0.00	0.00	0.00	0.00	0.0%
TOTAL, OTHER LOCAL REVENUE			4,545,075.51	4,688,424.83	9,233,500.34	3,771,624.00	2,924,500.00	6,696,124.00	-27.5%
TOTAL, REVENUES			391,292,989.51	117,222,625.30	508,515,614.81	419,894,187.00	109,230,748.00	529,124,935.00	4.1%

Description	Resource Codes	Object Codes	2017-18 Estimated Actuals			2018-19 Budget			% Diff Column C & F
			Unrestricted (A)	Restricted (B)	Total Fund col. A + B (C)	Unrestricted (D)	Restricted (E)	Total Fund col. D + E (F)	
CERTIFICATED SALARIES									
Certificated Teachers' Salaries		1100	124,201,426.25	29,122,857.20	153,324,283.45	139,603,789.00	30,173,554.00	169,777,343.00	10.7%
Certificated Pupil Support Salaries		1200	7,009,335.34	5,543,027.02	12,552,362.36	6,758,735.57	6,081,184.00	12,839,919.57	2.3%
Certificated Supervisors' and Administrators' Salaries		1300	15,799,665.25	3,784,013.58	19,583,678.83	18,700,344.00	3,026,577.00	21,726,921.00	10.9%
Other Certificated Salaries		1900	1,040,338.91	11,521,313.20	12,561,652.11	2,115,590.00	10,633,825.00	12,749,415.00	1.5%
TOTAL, CERTIFICATED SALARIES			148,050,765.75	49,971,211.00	198,021,976.75	167,178,458.57	49,915,140.00	217,093,598.57	9.6%
CLASSIFIED SALARIES									
Classified Instructional Salaries		2100	1,344,863.43	9,517,132.56	10,861,995.99	1,751,047.00	10,035,187.00	11,786,234.00	8.5%
Classified Support Salaries		2200	16,490,747.23	7,525,273.99	24,016,021.22	17,318,263.00	7,869,435.46	25,187,698.46	4.9%
Classified Supervisors' and Administrators' Salaries		2300	6,461,905.20	2,439,053.55	8,900,958.75	6,132,260.00	2,953,504.00	9,085,764.00	2.1%
Clerical, Technical and Office Salaries		2400	15,259,984.13	1,701,663.33	16,961,647.46	16,012,907.99	1,535,865.00	17,548,772.99	3.5%
Other Classified Salaries		2900	2,001,832.94	1,361,375.34	3,363,208.28	2,332,638.00	780,619.00	3,113,257.00	-7.4%
TOTAL, CLASSIFIED SALARIES			41,559,332.93	22,544,498.77	64,103,831.70	43,547,115.99	23,174,610.46	66,721,726.45	4.1%
EMPLOYEE BENEFITS									
STRS		3101-3102	20,662,184.40	18,147,649.55	38,809,833.95	27,221,748.00	19,099,371.00	46,321,119.00	19.4%
PERS		3201-3202	5,661,664.05	3,317,630.98	8,979,295.03	7,254,316.06	4,086,120.00	11,340,436.06	26.3%
OASDI/Medicare/Alternative		3301-3302	5,289,778.46	2,465,252.64	7,755,031.10	5,655,642.70	2,556,989.00	8,212,631.70	5.9%
Health and Welfare Benefits		3401-3402	51,349,081.40	25,080,277.17	76,429,358.57	55,876,110.28	22,332,819.00	78,208,929.28	2.3%
Unemployment Insurance		3501-3502	108,204.44	117,849.73	226,054.17	103,809.01	43,718.00	147,527.01	-34.7%
Workers' Compensation		3601-3602	2,964,860.03	1,217,190.92	4,182,050.95	3,492,774.60	1,230,437.00	4,723,211.60	12.9%
OPEB, Allocated		3701-3702	15,159,977.28	6,972,602.80	22,132,580.08	15,959,542.00	6,833,729.00	22,793,271.00	3.0%
OPEB, Active Employees		3751-3752	3,000,000.00	0.00	3,000,000.00	3,000,000.00	0.00	3,000,000.00	0.0%
Other Employee Benefits		3901-3902	87,893.02	27,046.11	114,939.13	66,215.00	21,700.00	87,915.00	-23.5%
TOTAL, EMPLOYEE BENEFITS			104,283,643.08	57,345,499.90	161,629,142.98	118,630,157.65	56,204,883.00	174,835,040.65	8.2%
BOOKS AND SUPPLIES									
Approved Textbooks and Core Curricula Materials		4100	4,964,255.13	2,303,405.55	7,267,660.68	1,282,898.00	1,966,885.00	3,249,783.00	-55.3%
Books and Other Reference Materials		4200	93,008.97	182,649.37	275,658.34	79,931.00	34,593.00	114,524.00	-58.5%
Materials and Supplies		4300	5,050,868.37	12,706,712.72	17,757,581.09	7,807,313.29	9,540,056.57	17,347,369.86	-2.3%
Noncapitalized Equipment		4400	1,158,776.49	1,923,779.56	3,082,556.05	1,324,282.29	563,385.46	1,887,667.75	-38.8%
Food		4700	0.00	0.00	0.00	0.00	0.00	0.00	0.0%
TOTAL, BOOKS AND SUPPLIES			11,266,908.96	17,116,547.20	28,383,456.16	10,494,424.58	12,104,920.03	22,599,344.61	-20.4%
SERVICES AND OTHER OPERATING EXPENDITURES									
Subagreements for Services		5100	1,634,864.26	28,691,645.83	30,326,510.09	728,500.00	27,100,028.00	27,828,528.00	-8.2%
Travel and Conferences		5200	692,249.29	977,913.06	1,670,162.35	384,651.26	374,757.39	759,408.65	-54.5%
Dues and Memberships		5300	141,468.40	11,050.00	152,518.40	64,271.00	2,400.00	66,671.00	-56.3%
Insurance		5400 - 5450	2,001,460.00	0.00	2,001,460.00	1,642,410.00	0.00	1,642,410.00	-17.9%
Operations and Housekeeping Services		5500	9,424,393.30	6,698.35	9,431,091.65	10,983,201.00	7,142.56	10,990,343.56	16.5%
Rentals, Leases, Repairs, and Noncapitalized Improvements		5600	1,641,086.70	373,296.86	2,014,383.56	1,545,616.50	299,042.43	1,844,658.93	-8.4%
Transfers of Direct Costs		5710	(414,953.55)	414,953.55	0.00	(218,002.00)	218,002.00	0.00	0.0%
Transfers of Direct Costs - Interfund		5750	(1,242,271.22)	(81,618.40)	(1,323,889.62)	(1,395,402.00)	(53,000.00)	(1,448,402.00)	9.4%
Professional/Consulting Services and Operating Expenditures		5800	11,161,998.80	6,972,597.83	18,134,596.63	12,973,248.36	11,676,863.10	24,650,111.46	35.9%
Communications		5900	1,007,524.92	34,106.69	1,041,631.61	1,050,515.00	27,340.00	1,077,855.00	3.5%
TOTAL, SERVICES AND OTHER OPERATING EXPENDITURES			26,047,820.90	37,400,643.77	63,448,464.67	27,759,009.12	39,652,575.48	67,411,584.60	6.2%

Description	Resource Codes	Object Codes	2017-18 Estimated Actuals			2018-19 Budget			% Diff Column C & F
			Unrestricted (A)	Restricted (B)	Total Fund col. A + B (C)	Unrestricted (D)	Restricted (E)	Total Fund col. D + E (F)	
CAPITAL OUTLAY									
Land		6100	0.00	0.00	0.00	0.00	0.00	0.00	0.0%
Land Improvements		6170	163,741.57	166,944.85	330,686.42	90,000.00	27,231.03	117,231.03	-64.5%
Buildings and Improvements of Buildings		6200	33,369.67	4,849,985.55	4,883,355.22	0.00	5,022,060.00	5,022,060.00	2.8%
Books and Media for New School Libraries or Major Expansion of School Libraries		6300	0.00	0.00	0.00	0.00	0.00	0.00	0.0%
Equipment		6400	67,576.92	318,951.70	386,528.62	20,117.14	112,464.00	132,581.14	-65.7%
Equipment Replacement		6500	34,241.00	0.00	34,241.00	56,581.00	0.00	56,581.00	65.2%
TOTAL, CAPITAL OUTLAY			298,929.16	5,335,882.10	5,634,811.26	166,698.14	5,161,755.03	5,328,453.17	-5.4%
OTHER OUTGO (excluding Transfers of Indirect Costs)									
Tuition									
Tuition for Instruction Under Interdistrict Attendance Agreements		7110	0.00	0.00	0.00	0.00	0.00	0.00	0.0%
State Special Schools		7130	0.00	0.00	0.00	0.00	0.00	0.00	0.0%
Tuition, Excess Costs, and/or Deficit Payments Payments to Districts or Charter Schools		7141	0.00	0.00	0.00	0.00	0.00	0.00	0.0%
Payments to County Offices		7142	0.00	0.00	0.00	0.00	0.00	0.00	0.0%
Payments to JPAs		7143	0.00	0.00	0.00	0.00	0.00	0.00	0.0%
Transfers of Pass-Through Revenues To Districts or Charter Schools		7211	0.00	0.00	0.00	0.00	0.00	0.00	0.0%
To County Offices		7212	0.00	0.00	0.00	0.00	0.00	0.00	0.0%
To JPAs		7213	0.00	0.00	0.00	0.00	0.00	0.00	0.0%
Special Education SELPA Transfers of Apportionments To Districts or Charter Schools	6500	7221		0.00	0.00		0.00	0.00	0.0%
To County Offices	6500	7222		0.00	0.00		0.00	0.00	0.0%
To JPAs	6500	7223		0.00	0.00		0.00	0.00	0.0%
ROC/P Transfers of Apportionments To Districts or Charter Schools	6360	7221		0.00	0.00		0.00	0.00	0.0%
To County Offices	6360	7222		0.00	0.00		0.00	0.00	0.0%
To JPAs	6360	7223		0.00	0.00		0.00	0.00	0.0%
Other Transfers of Apportionments	All Other	7221-7223	0.00	0.00	0.00	0.00	0.00	0.00	0.0%
All Other Transfers		7281-7283	0.00	0.00	0.00	0.00	0.00	0.00	0.0%
All Other Transfers Out to All Others		7299	0.00	0.00	0.00	0.00	0.00	0.00	0.0%
Debt Service									
Debt Service - Interest		7438	2,181,450.00	0.00	2,181,450.00	2,626,713.00	0.00	2,626,713.00	20.4%
Other Debt Service - Principal		7439	2,174,794.13	19,288.73	2,194,082.86	2,378,333.00	0.00	2,378,333.00	8.4%
TOTAL, OTHER OUTGO (excluding Transfers of Indirect Costs)			4,356,244.13	19,288.73	4,375,532.86	5,005,046.00	0.00	5,005,046.00	14.4%
OTHER OUTGO - TRANSFERS OF INDIRECT COSTS									
Transfers of Indirect Costs		7310	(2,903,447.49)	2,903,447.49	0.00	(2,058,591.33)	2,058,591.33	0.00	0.0%
Transfers of Indirect Costs - Interfund		7350	(2,004,642.00)	0.00	(2,004,642.00)	(2,304,634.00)	0.00	(2,304,634.00)	15.0%
TOTAL, OTHER OUTGO - TRANSFERS OF INDIRECT COSTS			(4,908,089.49)	2,903,447.49	(2,004,642.00)	(4,363,225.33)	2,058,591.33	(2,304,634.00)	15.0%
TOTAL, EXPENDITURES			330,955,555.42	192,637,018.96	523,592,574.38	368,417,684.72	188,272,475.33	556,690,160.05	6.3%

Description	Resource Codes	Object Codes	2017-18 Estimated Actuals			2018-19 Budget			% Diff Column C & F
			Unrestricted (A)	Restricted (B)	Total Fund col. A + B (C)	Unrestricted (D)	Restricted (E)	Total Fund col. D + E (F)	
INTERFUND TRANSFERS									
INTERFUND TRANSFERS IN									
From: Special Reserve Fund		8912	0.00	0.00	0.00	0.00	0.00	0.00	0.0%
From: Bond Interest and Redemption Fund		8914	0.00	0.00	0.00	0.00	0.00	0.00	0.0%
Other Authorized Interfund Transfers In		8919	1,502,069.00	0.00	1,502,069.00	1,903,369.00	0.00	1,903,369.00	26.7%
(a) TOTAL, INTERFUND TRANSFERS IN			1,502,069.00	0.00	1,502,069.00	1,903,369.00	0.00	1,903,369.00	26.7%
INTERFUND TRANSFERS OUT									
To: Child Development Fund		7611	1,700,000.00	0.00	1,700,000.00	2,345,207.00	0.00	2,345,207.00	38.0%
To: Special Reserve Fund		7612	0.00	0.00	0.00	0.00	0.00	0.00	0.0%
To: State School Building Fund/ County School Facilities Fund		7613	0.00	0.00	0.00	0.00	0.00	0.00	0.0%
To: Cafeteria Fund		7616	0.00	0.00	0.00	0.00	0.00	0.00	0.0%
Other Authorized Interfund Transfers Out		7619	633,397.12	0.00	633,397.12	530,000.00	0.00	530,000.00	-16.3%
(b) TOTAL, INTERFUND TRANSFERS OUT			2,333,397.12	0.00	2,333,397.12	2,875,207.00	0.00	2,875,207.00	23.2%
OTHER SOURCES/USES									
SOURCES									
State Apportionments Emergency Apportionments		8931	0.00	0.00	0.00	0.00	0.00	0.00	0.0%
Proceeds Proceeds from Sale/Lease-Purchase of Land/Buildings		8953	0.00	0.00	0.00	0.00	0.00	0.00	0.0%
Other Sources Transfers from Funds of Lapsed/Reorganized LEAs		8965	0.00	0.00	0.00	0.00	0.00	0.00	0.0%
Long-Term Debt Proceeds Proceeds from Certificates of Participation		8971	0.00	0.00	0.00	0.00	0.00	0.00	0.0%
Proceeds from Capital Leases		8972	0.00	0.00	0.00	0.00	0.00	0.00	0.0%
Proceeds from Lease Revenue Bonds		8973	0.00	0.00	0.00	0.00	0.00	0.00	0.0%
All Other Financing Sources		8979	0.00	0.00	0.00	0.00	0.00	0.00	0.0%
(c) TOTAL, SOURCES			0.00	0.00	0.00	0.00	0.00	0.00	0.0%
USES									
Transfers of Funds from Lapsed/Reorganized LEAs		7651	0.00	0.00	0.00	0.00	0.00	0.00	0.0%
All Other Financing Uses		7699	0.00	0.00	0.00	0.00	0.00	0.00	0.0%
(d) TOTAL, USES			0.00	0.00	0.00	0.00	0.00	0.00	0.0%
CONTRIBUTIONS									
Contributions from Unrestricted Revenues		8980	(71,047,686.22)	71,047,686.22	0.00	(77,441,727.33)	77,441,727.33	0.00	0.0%
Contributions from Restricted Revenues		8990	0.00	0.00	0.00	0.00	0.00	0.00	0.0%
(e) TOTAL, CONTRIBUTIONS			(71,047,686.22)	71,047,686.22	0.00	(77,441,727.33)	77,441,727.33	0.00	0.0%
TOTAL, OTHER FINANCING SOURCES/USES									
(a - b + c - d + e)			(71,879,014.34)	71,047,686.22	(831,328.12)	(78,413,565.33)	77,441,727.33	(971,838.00)	16.9%

Description	Function Codes	Object Codes	2017-18 Estimated Actuals			2018-19 Budget			% Diff Column C & F
			Unrestricted (A)	Restricted (B)	Total Fund col. A + B (C)	Unrestricted (D)	Restricted (E)	Total Fund col. D + E (F)	
A. REVENUES									
1) LCFF Sources		8010-8099	373,621,718.00	0.00	373,621,718.00	395,472,932.00	0.00	395,472,932.00	5.8%
2) Federal Revenue		8100-8299	0.00	57,688,311.90	57,688,311.90	0.00	53,970,361.00	53,970,361.00	-6.4%
3) Other State Revenue		8300-8599	13,126,196.00	54,845,888.57	67,972,084.57	20,649,631.00	52,335,887.00	72,985,518.00	7.4%
4) Other Local Revenue		8600-8799	4,545,075.51	4,688,424.83	9,233,500.34	3,771,624.00	2,924,500.00	6,696,124.00	-27.5%
5) TOTAL, REVENUES			391,292,989.51	117,222,625.30	508,515,614.81	419,894,187.00	109,230,748.00	529,124,935.00	4.1%
B. EXPENDITURES (Objects 1000-7999)									
1) Instruction	1000-1999		202,369,781.63	119,351,341.82	321,721,123.45	225,085,266.19	118,305,261.00	343,390,527.19	6.7%
2) Instruction - Related Services	2000-2999		45,622,154.58	26,438,195.02	72,060,349.60	52,570,449.47	24,088,451.00	76,658,900.47	6.4%
3) Pupil Services	3000-3999		24,324,662.71	25,949,990.37	50,274,653.08	25,606,539.57	25,241,192.00	50,847,731.57	1.1%
4) Ancillary Services	4000-4999		3,793,563.59	102,392.62	3,895,956.21	3,158,894.00	49,931.00	3,208,825.00	-17.6%
5) Community Services	5000-5999		69,965.71	0.00	69,965.71	7,614.53	0.00	7,614.53	-89.1%
6) Enterprise	6000-6999		0.00	0.00	0.00	0.00	0.00	0.00	0.0%
7) General Administration	7000-7999		19,085,817.69	3,254,831.91	22,340,649.60	22,813,613.86	2,262,641.33	25,076,255.19	12.2%
8) Plant Services	8000-8999		31,333,365.38	17,520,978.49	48,854,343.87	34,170,261.10	18,324,999.00	52,495,260.10	7.5%
9) Other Outgo	9000-9999	Except 7600-7699	4,356,244.13	19,288.73	4,375,532.86	5,005,046.00	0.00	5,005,046.00	14.4%
10) TOTAL, EXPENDITURES			330,955,555.42	192,637,018.96	523,592,574.38	368,417,684.72	188,272,475.33	556,690,160.05	6.3%
C. EXCESS (DEFICIENCY) OF REVENUES OVER EXPENDITURES BEFORE OTHER FINANCING SOURCES AND USES (A5 - B10)			60,337,434.09	(75,414,393.66)	(15,076,959.57)	51,476,502.28	(79,041,727.33)	(27,565,225.05)	82.8%
D. OTHER FINANCING SOURCES/USES									
1) Interfund Transfers									
a) Transfers In		8900-8929	1,502,069.00	0.00	1,502,069.00	1,903,369.00	0.00	1,903,369.00	26.7%
b) Transfers Out		7600-7629	2,333,397.12	0.00	2,333,397.12	2,875,207.00	0.00	2,875,207.00	23.2%
2) Other Sources/Uses									
a) Sources		8930-8979	0.00	0.00	0.00	0.00	0.00	0.00	0.0%
b) Uses		7630-7699	0.00	0.00	0.00	0.00	0.00	0.00	0.0%
3) Contributions		8980-8999	(71,047,686.22)	71,047,686.22	0.00	(77,441,727.33)	77,441,727.33	0.00	0.0%
4) TOTAL, OTHER FINANCING SOURCES/USES			(71,879,014.34)	71,047,686.22	(831,328.12)	(78,413,565.33)	77,441,727.33	(971,838.00)	16.9%

Description	Function Codes	Object Codes	2017-18 Estimated Actuals			2018-19 Budget			% Diff Column C & F
			Unrestricted (A)	Restricted (B)	Total Fund col. A + B (C)	Unrestricted (D)	Restricted (E)	Total Fund col. D + E (F)	
E. NET INCREASE (DECREASE) IN FUND BALANCE (C + D4)			(11,541,580.25)	(4,366,707.44)	(15,908,287.69)	(26,937,063.05)	(1,600,000.00)	(28,537,063.05)	79.4%
F. FUND BALANCE, RESERVES									
1) Beginning Fund Balance									
a) As of July 1 - Unaudited		9791	73,139,517.95	8,327,289.13	81,466,807.08	61,597,937.70	3,960,581.69	65,558,519.39	-19.5%
b) Audit Adjustments		9793	0.00	0.00	0.00	0.00	0.00	0.00	0.0%
c) As of July 1 - Audited (F1a + F1b)			73,139,517.95	8,327,289.13	81,466,807.08	61,597,937.70	3,960,581.69	65,558,519.39	-19.5%
d) Other Restatements		9795	0.00	0.00	0.00	0.00	0.00	0.00	0.0%
e) Adjusted Beginning Balance (F1c + F1d)			73,139,517.95	8,327,289.13	81,466,807.08	61,597,937.70	3,960,581.69	65,558,519.39	-19.5%
2) Ending Balance, June 30 (E + F1e)			61,597,937.70	3,960,581.69	65,558,519.39	34,660,874.65	2,360,581.69	37,021,456.34	-43.5%
Components of Ending Fund Balance									
a) Nonspendable									
Revolving Cash		9711	225,000.00	0.00	225,000.00	225,000.00	0.00	225,000.00	0.0%
Stores		9712	115,145.43	0.00	115,145.43	320,000.00	0.00	320,000.00	177.9%
Prepaid Items		9713	10,584.00	0.00	10,584.00	0.00	0.00	0.00	-100.0%
All Others		9719	0.00	0.00	0.00	0.00	0.00	0.00	0.0%
b) Restricted									
		9740	0.00	3,960,581.69	3,960,581.69	0.00	2,360,581.69	2,360,581.69	-40.4%
c) Committed									
Stabilization Arrangements		9750	0.00	0.00	0.00	0.00	0.00	0.00	0.0%
Other Commitments (by Resource/Object)		9760	0.00	0.00	0.00	0.00	0.00	0.00	0.0%
d) Assigned									
Other Assignments (by Resource/Object)		9780	41,234,075.27	0.00	41,234,075.27	14,102,741.65	0.00	14,102,741.65	-65.8%
Expanded Learning Summer Program	0000	9780				3,000,000.00		3,000,000.00	
Textbook Adoption	0000	9780				6,000,000.00		6,000,000.00	
Projected change from State Budget Ad	0000	9780				4,156,494.00		4,156,494.00	
Cover Deficit Spending in Future Years	0000	9780							
Expanded Learning Summer Program	0000	9780	3,000,000.00		3,000,000.00				
Textbook Adoption	0000	9780	6,000,000.00		6,000,000.00				
Projected Change from State Budget Ac	0000	9780	4,156,494.00		4,156,494.00				
Cover Deficit Spending in Future Years	0000	9780	28,077,581.27		28,077,581.27				
e) Unassigned/Unappropriated									
Reserve for Economic Uncertainties		9789	20,013,133.00	0.00	20,013,133.00	20,013,133.00	0.00	20,013,133.00	0.0%
Unassigned/Unappropriated Amount		9790	0.00	0.00	0.00	0.00	0.00	0.00	0.0%

Resource	Description	2017-18 Estimated Actuals	2018-19 Budget
6230	California Clean Energy Jobs Act	1,600,000.00	0.00
7338	College Readiness Block Grant	1,226,790.76	1,226,790.76
9010	Other Restricted Local	1,133,790.93	1,133,790.93
Total, Restricted Balance		<u>3,960,581.69</u>	<u>2,360,581.69</u>

SPECIAL REVENUE FUNDS

Special Revenue Funds Definition

The Special Revenue Funds are used to account for the proceeds of specific revenue sources that are legally restricted to expenditures for specified purposes. This classification includes the Charter Schools, Adult Education, Child Development, Cafeteria and Deferred Maintenance Funds.

Description	Resource Codes	Object Codes	2017-18 Estimated Actuals	2018-19 Budget	Percent Difference
A. REVENUES					
1) LCFF Sources		8010-8099	16,951,764.00	18,116,054.00	6.9%
2) Federal Revenue		8100-8299	327,426.77	277,410.00	-15.3%
3) Other State Revenue		8300-8599	1,346,700.79	806,972.52	-40.1%
4) Other Local Revenue		8600-8799	177,382.43	0.00	-100.0%
5) TOTAL, REVENUES			18,803,273.99	19,200,436.52	2.1%
B. EXPENDITURES					
1) Certificated Salaries		1000-1999	7,181,000.00	7,174,276.00	-0.1%
2) Classified Salaries		2000-2999	966,033.00	1,074,328.00	11.2%
3) Employee Benefits		3000-3999	6,084,994.00	6,104,715.68	0.3%
4) Books and Supplies		4000-4999	3,853,352.04	531,197.84	-86.2%
5) Services and Other Operating Expenditures		5000-5999	2,018,720.77	1,875,103.00	-7.1%
6) Capital Outlay		6000-6999	177,943.00	0.00	-100.0%
7) Other Outgo (excluding Transfers of Indirect Costs)		7100-7299, 7400-7499	0.00	0.00	0.0%
8) Other Outgo - Transfers of Indirect Costs		7300-7399	0.00	0.00	0.0%
9) TOTAL, EXPENDITURES			20,282,042.81	16,759,620.52	-17.4%
C. EXCESS (DEFICIENCY) OF REVENUES OVER EXPENDITURES BEFORE OTHER FINANCING SOURCES AND USES (A5 - B9)			(1,478,768.82)	2,440,816.00	-265.1%
D. OTHER FINANCING SOURCES/USES					
1) Interfund Transfers					
a) Transfers In		8900-8929	403,397.12	300,000.00	-25.6%
b) Transfers Out		7600-7629	1,502,069.00	1,903,369.00	26.7%
2) Other Sources/Uses					
a) Sources		8930-8979	0.00	0.00	0.0%
b) Uses		7630-7699	0.00	0.00	0.0%
3) Contributions		8980-8999	0.00	0.00	0.0%
4) TOTAL, OTHER FINANCING SOURCES/USES			(1,098,671.88)	(1,603,369.00)	45.9%

Description	Resource Codes	Object Codes	2017-18 Estimated Actuals	2018-19 Budget	Percent Difference
E. NET INCREASE (DECREASE) IN FUND BALANCE (C + D4)			(2,577,440.70)	837,447.00	-132.5%
F. FUND BALANCE, RESERVES					
1) Beginning Fund Balance					
a) As of July 1 - Unaudited		9791	4,020,811.70	1,443,371.00	-64.1%
b) Audit Adjustments		9793	0.00	0.00	0.0%
c) As of July 1 - Audited (F1a + F1b)			4,020,811.70	1,443,371.00	-64.1%
d) Other Restatements		9795	0.00	0.00	0.0%
e) Adjusted Beginning Balance (F1c + F1d)			4,020,811.70	1,443,371.00	-64.1%
2) Ending Balance, June 30 (E + F1e)			1,443,371.00	2,280,818.00	58.0%
Components of Ending Fund Balance					
a) Nonspendable					
Revolving Cash		9711	0.00	0.00	0.0%
Stores		9712	0.00	0.00	0.0%
Prepaid Items		9713	0.00	0.00	0.0%
All Others		9719	0.00	0.00	0.0%
b) Restricted			491,775.14	491,775.14	0.0%
c) Committed					
Stabilization Arrangements		9750	0.00	0.00	0.0%
Other Commitments		9760	0.00	0.00	0.0%
d) Assigned					
Other Assignments		9780	951,595.86	1,789,042.86	88.0%
Charter Schools	0000	9780		1,789,042.86	
Charter Schools	0000	9780	951,595.86		
e) Unassigned/Unappropriated					
Reserve for Economic Uncertainties		9789	0.00	0.00	0.0%
Unassigned/Unappropriated Amount		9790	0.00	0.00	0.0%

Description	Resource Codes	Object Codes	2017-18 Estimated Actuals	2018-19 Budget	Percent Difference
G. ASSETS					
1) Cash					
a) in County Treasury		9110	(1,442,596.79)		
1) Fair Value Adjustment to Cash in County Treasury		9111	0.00		
b) in Banks		9120	0.00		
c) in Revolving Cash Account		9130	0.00		
d) with Fiscal Agent/Trustee		9135	0.00		
e) Collections Awaiting Deposit		9140	4,201.44		
2) Investments		9150	0.00		
3) Accounts Receivable		9200	29,228.93		
4) Due from Grantor Government		9290	134,247.52		
5) Due from Other Funds		9310	0.00		
6) Stores		9320	0.00		
7) Prepaid Expenditures		9330	0.00		
8) Other Current Assets		9340	0.00		
9) TOTAL, ASSETS			(1,274,918.90)		
H. DEFERRED OUTFLOWS OF RESOURCES					
1) Deferred Outflows of Resources		9490	0.00		
2) TOTAL, DEFERRED OUTFLOWS			0.00		
I. LIABILITIES					
1) Accounts Payable		9500	27,853.16		
2) Due to Grantor Governments		9590	0.00		
3) Due to Other Funds		9610	0.00		
4) Current Loans		9640	0.00		
5) Unearned Revenue		9650	0.00		
6) TOTAL, LIABILITIES			27,853.16		
J. DEFERRED INFLOWS OF RESOURCES					
1) Deferred Inflows of Resources		9690	0.00		
2) TOTAL, DEFERRED INFLOWS			0.00		
K. FUND EQUITY					
Ending Fund Balance, June 30 (G9 + H2) - (I6 + J2)			(1,302,772.06)		

Description	Resource Codes	Object Codes	2017-18 Estimated Actuals	2018-19 Budget	Percent Difference
LCFF SOURCES					
Principal Apportionment					
State Aid - Current Year		8011	14,306,533.00	16,183,836.00	13.1%
Education Protection Account State Aid - Current Year		8012	2,045,231.00	1,932,218.00	-5.5%
State Aid - Prior Years		8019	600,000.00	0.00	-100.0%
LCFF Transfers					
Unrestricted LCFF Transfers - Current Year	0000	8091	0.00	0.00	0.0%
All Other LCFF Transfers - Current Year	All Other	8091	0.00	0.00	0.0%
Transfers to Charter Schools in Lieu of Property Taxes		8096	0.00	0.00	0.0%
Property Taxes Transfers		8097	0.00	0.00	0.0%
LCFF/Revenue Limit Transfers - Prior Years		8099	0.00	0.00	0.0%
TOTAL, LCFF SOURCES			16,951,764.00	18,116,054.00	6.9%
FEDERAL REVENUE					
Maintenance and Operations		8110	0.00	0.00	0.0%
Special Education Entitlement		8181	0.00	0.00	0.0%
Special Education Discretionary Grants		8182	0.00	0.00	0.0%
Child Nutrition Programs		8220	0.00	0.00	0.0%
Donated Food Commodities		8221	0.00	0.00	0.0%
Interagency Contracts Between LEAs		8285	0.00	0.00	0.0%
Title I, Part A, Basic	3010	8290	327,426.77	277,410.00	-15.3%
Title I, Part D, Local Delinquent Programs	3025	8290	0.00	0.00	0.0%
Title II, Part A, Educator Quality	4035	8290	0.00	0.00	0.0%
Title III, Part A, Immigrant Education Program	4201	8290	0.00	0.00	0.0%
Title III, Part A, English Learner Program	4203	8290	0.00	0.00	0.0%
Public Charter Schools Grant Program (PCSGP)	4610	8290	0.00	0.00	0.0%
Other NCLB / Every Student Succeeds Act	3020, 3040, 3041, 3045, 3060, 3061, 3150, 3155, 3180, 3181, 3185, 4124, 4126, 4127, 5510, 5630	8290	0.00	0.00	0.0%
Career and Technical Education	3500-3599	8290	0.00	0.00	0.0%
All Other Federal Revenue	All Other	8290	0.00	0.00	0.0%
TOTAL, FEDERAL REVENUE			327,426.77	277,410.00	-15.3%

Description	Resource Codes	Object Codes	2017-18 Estimated Actuals	2018-19 Budget	Percent Difference
OTHER STATE REVENUE					
Other State Apportionments					
Special Education Master Plan Current Year	6500	8311	0.00	0.00	0.0%
Prior Years	6500	8319	0.00	0.00	0.0%
All Other State Apportionments - Current Year	All Other	8311	0.00	0.00	0.0%
All Other State Apportionments - Prior Years	All Other	8319	0.00	0.00	0.0%
Child Nutrition Programs		8520	0.00	0.00	0.0%
Mandated Costs Reimbursements		8550	308,442.00	0.00	-100.0%
Lottery - Unrestricted and Instructional Materials		8560	348,802.00	330,300.52	-5.3%
After School Education and Safety (ASES)	6010	8590	0.00	0.00	0.0%
Charter School Facility Grant	6030	8590	0.00	0.00	0.0%
Drug/Alcohol/Tobacco Funds	6690, 6695	8590	0.00	0.00	0.0%
California Clean Energy Jobs Act	6230	8590	0.00	0.00	0.0%
Career Technical Education Incentive Grant Program	6387	8590	0.00	0.00	0.0%
Specialized Secondary	7370	8590	0.00	0.00	0.0%
Quality Education Investment Act	7400	8590	0.00	0.00	0.0%
Common Core State Standards Implementation Funds	7405	8590	0.00	0.00	0.0%
All Other State Revenue	All Other	8590	689,456.79	476,672.00	-30.9%
TOTAL, OTHER STATE REVENUE			1,346,700.79	806,972.52	-40.1%

Description	Resource Codes	Object Codes	2017-18 Estimated Actuals	2018-19 Budget	Percent Difference
OTHER LOCAL REVENUE					
Sales					
Sale of Equipment/Supplies		8631	0.00	0.00	0.0%
Sale of Publications		8632	0.00	0.00	0.0%
Food Service Sales		8634	0.00	0.00	0.0%
All Other Sales		8639	0.00	0.00	0.0%
Leases and Rentals		8650	1,377.00	0.00	-100.0%
Interest		8660	0.00	0.00	0.0%
Net Increase (Decrease) in the Fair Value of Investments		8662	0.00	0.00	0.0%
Fees and Contracts					
Child Development Parent Fees		8673	0.00	0.00	0.0%
Transportation Fees From Individuals		8675	0.00	0.00	0.0%
Interagency Services		8677	0.00	0.00	0.0%
All Other Fees and Contracts		8689	0.00	0.00	0.0%
All Other Local Revenue		8699	176,005.43	0.00	-100.0%
Tuition		8710	0.00	0.00	0.0%
All Other Transfers In		8781-8783	0.00	0.00	0.0%
Transfers of Apportionments					
Special Education SELPA Transfers					
From Districts or Charter Schools	6500	8791	0.00	0.00	0.0%
From County Offices	6500	8792	0.00	0.00	0.0%
From JPAs	6500	8793	0.00	0.00	0.0%
Other Transfers of Apportionments					
From Districts or Charter Schools	All Other	8791	0.00	0.00	0.0%
From County Offices	All Other	8792	0.00	0.00	0.0%
From JPAs	All Other	8793	0.00	0.00	0.0%
All Other Transfers In from All Others		8799	0.00	0.00	0.0%
TOTAL, OTHER LOCAL REVENUE			177,382.43	0.00	-100.0%
TOTAL, REVENUES			18,803,273.99	19,200,436.52	2.1%

Description	Resource Codes	Object Codes	2017-18 Estimated Actuals	2018-19 Budget	Percent Difference
CERTIFICATED SALARIES					
Certificated Teachers' Salaries		1100	6,203,470.00	6,221,674.00	0.3%
Certificated Pupil Support Salaries		1200	163,963.00	85,689.00	-47.7%
Certificated Supervisors' and Administrators' Salaries		1300	689,203.00	776,843.00	12.7%
Other Certificated Salaries		1900	124,364.00	90,070.00	-27.6%
TOTAL, CERTIFICATED SALARIES			7,181,000.00	7,174,276.00	-0.1%
CLASSIFIED SALARIES					
Classified Instructional Salaries		2100	87,884.00	122,932.00	39.9%
Classified Support Salaries		2200	300,190.00	331,522.00	10.4%
Classified Supervisors' and Administrators' Salaries		2300	91,600.00	65,869.00	-28.1%
Clerical, Technical and Office Salaries		2400	413,330.00	451,592.00	9.3%
Other Classified Salaries		2900	73,029.00	102,413.00	40.2%
TOTAL, CLASSIFIED SALARIES			966,033.00	1,074,328.00	11.2%
EMPLOYEE BENEFITS					
STRS		3101-3102	1,495,939.00	1,640,732.00	9.7%
PERS		3201-3202	126,409.00	155,165.00	22.7%
OASDI/Medicare/Alternative		3301-3302	177,915.00	186,212.00	4.7%
Health and Welfare Benefits		3401-3402	3,337,466.00	3,204,265.00	-4.0%
Unemployment Insurance		3501-3502	4,793.00	4,886.68	2.0%
Workers' Compensation		3601-3602	135,244.00	138,579.00	2.5%
OPEB, Allocated		3701-3702	802,590.00	770,358.00	-4.0%
OPEB, Active Employees		3751-3752	0.00	0.00	0.0%
Other Employee Benefits		3901-3902	4,638.00	4,518.00	-2.6%
TOTAL, EMPLOYEE BENEFITS			6,084,994.00	6,104,715.68	0.3%
BOOKS AND SUPPLIES					
Approved Textbooks and Core Curricula Materials		4100	104,277.98	82,723.84	-20.7%
Books and Other Reference Materials		4200	15,145.00	12,024.00	-20.6%
Materials and Supplies		4300	3,526,008.10	436,450.00	-87.6%
Noncapitalized Equipment		4400	207,920.96	0.00	-100.0%
Food		4700	0.00	0.00	0.0%
TOTAL, BOOKS AND SUPPLIES			3,853,352.04	531,197.84	-86.2%

Description	Resource Codes	Object Codes	2017-18 Estimated Actuals	2018-19 Budget	Percent Difference
SERVICES AND OTHER OPERATING EXPENDITURES					
Subagreements for Services		5100	25,000.00	0.00	-100.0%
Travel and Conferences		5200	43,986.38	912.00	-97.9%
Dues and Memberships		5300	5,892.00	0.00	-100.0%
Insurance		5400-5450	0.00	0.00	0.0%
Operations and Housekeeping Services		5500	356,415.00	427,587.00	20.0%
Rentals, Leases, Repairs, and Noncapitalized Improvements		5600	63,101.04	31,000.00	-50.9%
Transfers of Direct Costs		5710	0.00	0.00	0.0%
Transfers of Direct Costs - Interfund		5750	1,148,745.35	1,309,552.00	14.0%
Professional/Consulting Services and Operating Expenditures		5800	362,891.49	93,004.00	-74.4%
Communications		5900	12,689.51	13,048.00	2.8%
TOTAL, SERVICES AND OTHER OPERATING EXPENDITURES			2,018,720.77	1,875,103.00	-7.1%
CAPITAL OUTLAY					
Land		6100	0.00	0.00	0.0%
Land Improvements		6170	0.00	0.00	0.0%
Buildings and Improvements of Buildings		6200	167,175.00	0.00	-100.0%
Books and Media for New School Libraries or Major Expansion of School Libraries		6300	0.00	0.00	0.0%
Equipment		6400	10,768.00	0.00	-100.0%
Equipment Replacement		6500	0.00	0.00	0.0%
TOTAL, CAPITAL OUTLAY			177,943.00	0.00	-100.0%

Description	Resource Codes	Object Codes	2017-18 Estimated Actuals	2018-19 Budget	Percent Difference
OTHER OUTGO (excluding Transfers of Indirect Costs)					
Tuition					
Tuition for Instruction Under Interdistrict Attendance Agreements		7110	0.00	0.00	0.0%
Tuition, Excess Costs, and/or Deficit Payments Payments to Districts or Charter Schools		7141	0.00	0.00	0.0%
Payments to County Offices		7142	0.00	0.00	0.0%
Payments to JPAs		7143	0.00	0.00	0.0%
Other Transfers Out					
All Other Transfers		7281-7283	0.00	0.00	0.0%
All Other Transfers Out to All Others		7299	0.00	0.00	0.0%
Debt Service					
Debt Service - Interest		7438	0.00	0.00	0.0%
Other Debt Service - Principal		7439	0.00	0.00	0.0%
TOTAL, OTHER OUTGO (excluding Transfers of Indirect Costs)			0.00	0.00	0.0%
OTHER OUTGO - TRANSFERS OF INDIRECT COSTS					
Transfers of Indirect Costs		7310	0.00	0.00	0.0%
Transfers of Indirect Costs - Interfund		7350	0.00	0.00	0.0%
TOTAL, OTHER OUTGO - TRANSFERS OF INDIRECT COSTS			0.00	0.00	0.0%
TOTAL, EXPENDITURES			20,282,042.81	16,759,620.52	-17.4%

Description	Resource Codes	Object Codes	2017-18 Estimated Actuals	2018-19 Budget	Percent Difference
INTERFUND TRANSFERS					
INTERFUND TRANSFERS IN					
Other Authorized Interfund Transfers In		8919	403,397.12	300,000.00	-25.6%
(a) TOTAL, INTERFUND TRANSFERS IN			403,397.12	300,000.00	-25.6%
INTERFUND TRANSFERS OUT					
Other Authorized Interfund Transfers Out		7619	1,502,069.00	1,903,369.00	26.7%
(b) TOTAL, INTERFUND TRANSFERS OUT			1,502,069.00	1,903,369.00	26.7%
OTHER SOURCES/USES					
SOURCES					
Other Sources					
Transfers from Funds of Lapsed/Reorganized LEAs		8965	0.00	0.00	0.0%
Long-Term Debt Proceeds					
Proceeds from Capital Leases		8972	0.00	0.00	0.0%
All Other Financing Sources		8979	0.00	0.00	0.0%
(c) TOTAL, SOURCES			0.00	0.00	0.0%
USES					
Transfers of Funds from Lapsed/Reorganized LEAs		7651	0.00	0.00	0.0%
All Other Financing Uses		7699	0.00	0.00	0.0%
(d) TOTAL, USES			0.00	0.00	0.0%
CONTRIBUTIONS					
Contributions from Unrestricted Revenues		8980	0.00	0.00	0.0%
Contributions from Restricted Revenues		8990	0.00	0.00	0.0%
(e) TOTAL, CONTRIBUTIONS			0.00	0.00	0.0%
TOTAL, OTHER FINANCING SOURCES/USES (a - b + c - d + e)			(1,098,671.88)	(1,603,369.00)	45.9%

Description	Function Codes	Object Codes	2017-18 Estimated Actuals	2018-19 Budget	Percent Difference
A. REVENUES					
1) LCFF Sources		8010-8099	16,951,764.00	18,116,054.00	6.9%
2) Federal Revenue		8100-8299	327,426.77	277,410.00	-15.3%
3) Other State Revenue		8300-8599	1,346,700.79	806,972.52	-40.1%
4) Other Local Revenue		8600-8799	177,382.43	0.00	-100.0%
5) TOTAL, REVENUES			18,803,273.99	19,200,436.52	2.1%
B. EXPENDITURES (Objects 1000-7999)					
1) Instruction	1000-1999		15,347,246.45	11,739,413.52	-23.5%
2) Instruction - Related Services	2000-2999		2,182,813.36	2,309,924.00	5.8%
3) Pupil Services	3000-3999		482,420.00	310,407.00	-35.7%
4) Ancillary Services	4000-4999		1,553.00	1,554.00	0.1%
5) Community Services	5000-5999		0.00	0.00	0.0%
6) Enterprise	6000-6999		0.00	0.00	0.0%
7) General Administration	7000-7999		688,728.00	842,137.00	22.3%
8) Plant Services	8000-8999		1,579,282.00	1,556,185.00	-1.5%
9) Other Outgo	9000-9999	Except 7600-7699	0.00	0.00	0.0%
10) TOTAL, EXPENDITURES			20,282,042.81	16,759,620.52	-17.4%
C. EXCESS (DEFICIENCY) OF REVENUES OVER EXPENDITURES BEFORE OTHER FINANCING SOURCES AND USES (A5 - B10)			(1,478,768.82)	2,440,816.00	-265.1%
D. OTHER FINANCING SOURCES/USES					
1) Interfund Transfers					
a) Transfers In		8900-8929	403,397.12	300,000.00	-25.6%
b) Transfers Out		7600-7629	1,502,069.00	1,903,369.00	26.7%
2) Other Sources/Uses					
a) Sources		8930-8979	0.00	0.00	0.0%
b) Uses		7630-7699	0.00	0.00	0.0%
3) Contributions		8980-8999	0.00	0.00	0.0%
4) TOTAL, OTHER FINANCING SOURCES/USES			(1,098,671.88)	(1,603,369.00)	45.9%

Description	Function Codes	Object Codes	2017-18 Estimated Actuals	2018-19 Budget	Percent Difference
E. NET INCREASE (DECREASE) IN FUND BALANCE (C + D4)			(2,577,440.70)	837,447.00	-132.5%
F. FUND BALANCE, RESERVES					
1) Beginning Fund Balance					
a) As of July 1 - Unaudited		9791	4,020,811.70	1,443,371.00	-64.1%
b) Audit Adjustments		9793	0.00	0.00	0.0%
c) As of July 1 - Audited (F1a + F1b)			4,020,811.70	1,443,371.00	-64.1%
d) Other Restatements		9795	0.00	0.00	0.0%
e) Adjusted Beginning Balance (F1c + F1d)			4,020,811.70	1,443,371.00	-64.1%
2) Ending Balance, June 30 (E + F1e)			1,443,371.00	2,280,818.00	58.0%
Components of Ending Fund Balance					
a) Nonspendable					
Revolving Cash		9711	0.00	0.00	0.0%
Stores		9712	0.00	0.00	0.0%
Prepaid Items		9713	0.00	0.00	0.0%
All Others		9719	0.00	0.00	0.0%
b) Restricted			491,775.14	491,775.14	0.0%
c) Committed					
Stabilization Arrangements		9750	0.00	0.00	0.0%
Other Commitments (by Resource/Object)		9760	0.00	0.00	0.0%
d) Assigned					
Other Assignments (by Resource/Object)		9780	951,595.86	1,789,042.86	88.0%
Charter Schools	0000	9780		1,789,042.86	
Charter Schools	0000	9780	951,595.86		
e) Unassigned/Unappropriated					
Reserve for Economic Uncertainties		9789	0.00	0.00	0.0%
Unassigned/Unappropriated Amount		9790	0.00	0.00	0.0%

Resource	Description	2017-18 Estimated Actuals	2018-19 Budget
6264	Educator Effectiveness (15-16)	147,827.00	147,827.00
6300	Lottery: Instructional Materials	1,540.19	1,540.19
7338	College Readiness Block Grant	212,784.79	212,784.79
9010	Other Restricted Local	129,623.16	129,623.16
Total, Restricted Balance		491,775.14	491,775.14

Description	Resource Codes	Object Codes	2017-18 Estimated Actuals	2018-19 Budget	Percent Difference
A. REVENUES					
1) LCFF Sources		8010-8099	0.00	0.00	0.0%
2) Federal Revenue		8100-8299	851,054.00	673,114.00	-20.9%
3) Other State Revenue		8300-8599	1,709,462.62	1,792,827.00	4.9%
4) Other Local Revenue		8600-8799	4,366,000.00	4,353,279.00	-0.3%
5) TOTAL, REVENUES			6,926,516.62	6,819,220.00	-1.5%
B. EXPENDITURES					
1) Certificated Salaries		1000-1999	1,963,941.16	2,201,272.00	12.1%
2) Classified Salaries		2000-2999	1,563,433.79	1,590,172.00	1.7%
3) Employee Benefits		3000-3999	2,421,786.60	2,499,992.00	3.2%
4) Books and Supplies		4000-4999	537,355.67	68,481.00	-87.3%
5) Services and Other Operating Expenditures		5000-5999	717,027.68	625,106.00	-12.8%
6) Capital Outlay		6000-6999	26,609.77	0.00	-100.0%
7) Other Outgo (excluding Transfers of Indirect Costs)		7100-7299, 7400-7499	0.00	0.00	0.0%
8) Other Outgo - Transfers of Indirect Costs		7300-7399	79,039.72	64,197.00	-18.8%
9) TOTAL, EXPENDITURES			7,309,194.39	7,049,220.00	-3.6%
C. EXCESS (DEFICIENCY) OF REVENUES OVER EXPENDITURES BEFORE OTHER FINANCING SOURCES AND USES (A5 - B9)			(382,677.77)	(230,000.00)	-39.9%
D. OTHER FINANCING SOURCES/USES					
1) Interfund Transfers					
a) Transfers In		8900-8929	230,000.00	230,000.00	0.0%
b) Transfers Out		7600-7629	0.00	0.00	0.0%
2) Other Sources/Uses					
a) Sources		8930-8979	0.00	0.00	0.0%
b) Uses		7630-7699	0.00	0.00	0.0%
3) Contributions		8980-8999	0.00	0.00	0.0%
4) TOTAL, OTHER FINANCING SOURCES/USES			230,000.00	230,000.00	0.0%

Description	Resource Codes	Object Codes	2017-18 Estimated Actuals	2018-19 Budget	Percent Difference
E. NET INCREASE (DECREASE) IN FUND BALANCE (C + D4)			(152,677.77)	0.00	-100.0%
F. FUND BALANCE, RESERVES					
1) Beginning Fund Balance					
a) As of July 1 - Unaudited		9791	467,677.77	315,000.00	-32.6%
b) Audit Adjustments		9793	0.00	0.00	0.0%
c) As of July 1 - Audited (F1a + F1b)			467,677.77	315,000.00	-32.6%
d) Other Restatements		9795	0.00	0.00	0.0%
e) Adjusted Beginning Balance (F1c + F1d)			467,677.77	315,000.00	-32.6%
2) Ending Balance, June 30 (E + F1e)			315,000.00	315,000.00	0.0%
Components of Ending Fund Balance					
a) Nonspendable					
Revolving Cash		9711	0.00	0.00	0.0%
Stores		9712	0.00	0.00	0.0%
Prepaid Items		9713	0.00	0.00	0.0%
All Others		9719	0.00	0.00	0.0%
b) Restricted			0.00	0.00	0.0%
c) Committed					
Stabilization Arrangements		9750	0.00	0.00	0.0%
Other Commitments		9760	0.00	0.00	0.0%
d) Assigned					
Other Assignments		9780	315,000.00	315,000.00	0.0%
Adult Education Fund	0000	9780		315,000.00	
Adult Education Fund	0000	9780	315,000.00		
e) Unassigned/Unappropriated					
Reserve for Economic Uncertainties		9789	0.00	0.00	0.0%
Unassigned/Unappropriated Amount		9790	0.00	0.00	0.0%

Description	Resource Codes	Object Codes	2017-18 Estimated Actuals	2018-19 Budget	Percent Difference
G. ASSETS					
1) Cash					
a) in County Treasury		9110	(1,729,099.11)		
1) Fair Value Adjustment to Cash in County Treasury		9111	0.00		
b) in Banks		9120	0.00		
c) in Revolving Cash Account		9130	0.00		
d) with Fiscal Agent/Trustee		9135	0.00		
e) Collections Awaiting Deposit		9140	131,817.83		
2) Investments		9150	0.00		
3) Accounts Receivable		9200	4,680.20		
4) Due from Grantor Government		9290	1,046.15		
5) Due from Other Funds		9310	0.00		
6) Stores		9320	0.00		
7) Prepaid Expenditures		9330	0.00		
8) Other Current Assets		9340	0.00		
9) TOTAL, ASSETS			(1,591,554.93)		
H. DEFERRED OUTFLOWS OF RESOURCES					
1) Deferred Outflows of Resources		9490	0.00		
2) TOTAL, DEFERRED OUTFLOWS			0.00		
I. LIABILITIES					
1) Accounts Payable		9500	24,031.82		
2) Due to Grantor Governments		9590	563.70		
3) Due to Other Funds		9610	0.00		
4) Current Loans		9640			
5) Unearned Revenue		9650	0.00		
6) TOTAL, LIABILITIES			24,595.52		
J. DEFERRED INFLOWS OF RESOURCES					
1) Deferred Inflows of Resources		9690	0.00		
2) TOTAL, DEFERRED INFLOWS			0.00		
K. FUND EQUITY					
Ending Fund Balance, June 30 (G9 + H2) - (I6 + J2)			(1,616,150.45)		

Description	Resource Codes	Object Codes	2017-18 Estimated Actuals	2018-19 Budget	Percent Difference
LCFF SOURCES					
LCFF Transfers					
LCFF Transfers - Current Year		8091	0.00	0.00	0.0%
LCFF/Revenue Limit Transfers - Prior Years		8099	0.00	0.00	0.0%
TOTAL, LCFF SOURCES			0.00	0.00	0.0%
FEDERAL REVENUE					
Interagency Contracts Between LEAs					
		8285	0.00	0.00	0.0%
Career and Technical Education	3500-3599	8290	333,399.00	256,771.00	-23.0%
All Other Federal Revenue	All Other	8290	517,655.00	416,343.00	-19.6%
TOTAL, FEDERAL REVENUE			851,054.00	673,114.00	-20.9%
OTHER STATE REVENUE					
Other State Apportionments					
All Other State Apportionments - Current Year		8311	0.00	0.00	0.0%
All Other State Apportionments - Prior Years		8319	0.00	0.00	0.0%
Pass-Through Revenues from State Sources					
		8587	0.00	0.00	0.0%
Adult Education Block Grant Program	6391	8590	1,223,547.62	1,277,617.00	4.4%
All Other State Revenue	All Other	8590	485,915.00	515,210.00	6.0%
TOTAL, OTHER STATE REVENUE			1,709,462.62	1,792,827.00	4.9%

Description	Resource Codes	Object Codes	2017-18 Estimated Actuals	2018-19 Budget	Percent Difference
OTHER LOCAL REVENUE					
Other Local Revenue					
Sales					
Sale of Equipment/Supplies		8631	0.00	0.00	0.0%
Leases and Rentals		8650	0.00	0.00	0.0%
Interest		8660	0.00	0.00	0.0%
Net Increase (Decrease) in the Fair Value of Investments		8662	0.00	0.00	0.0%
Fees and Contracts					
Adult Education Fees		8671	2,995,000.00	3,028,279.00	1.1%
Interagency Services		8677	0.00	0.00	0.0%
Other Local Revenue					
All Other Local Revenue		8699	1,371,000.00	1,325,000.00	-3.4%
Tuition		8710	0.00	0.00	0.0%
TOTAL, OTHER LOCAL REVENUE			4,366,000.00	4,353,279.00	-0.3%
TOTAL, REVENUES			6,926,516.62	6,819,220.00	-1.5%

Description	Resource Codes	Object Codes	2017-18 Estimated Actuals	2018-19 Budget	Percent Difference
CERTIFICATED SALARIES					
Certificated Teachers' Salaries		1100	1,634,189.16	1,815,619.00	11.1%
Certificated Pupil Support Salaries		1200	112,351.00	115,886.00	3.1%
Certificated Supervisors' and Administrators' Salaries		1300	217,401.00	269,767.00	24.1%
Other Certificated Salaries		1900	0.00	0.00	0.0%
TOTAL, CERTIFICATED SALARIES			1,963,941.16	2,201,272.00	12.1%
CLASSIFIED SALARIES					
Classified Instructional Salaries		2100	214,198.74	177,708.00	-17.0%
Classified Support Salaries		2200	582,802.64	586,003.00	0.5%
Classified Supervisors' and Administrators' Salaries		2300	270,395.95	260,627.00	-3.6%
Clerical, Technical and Office Salaries		2400	429,136.46	495,488.00	15.5%
Other Classified Salaries		2900	66,900.00	70,346.00	5.2%
TOTAL, CLASSIFIED SALARIES			1,563,433.79	1,590,172.00	1.7%
EMPLOYEE BENEFITS					
STRS		3101-3102	405,704.15	491,662.00	21.2%
PERS		3201-3202	213,758.03	265,826.00	24.4%
OASDI/Medicare/Alternative		3301-3302	148,843.87	151,020.00	1.5%
Health and Welfare Benefits		3401-3402	1,204,712.29	1,175,755.00	-2.4%
Unemployment Insurance		3501-3502	2,251.19	1,861.00	-17.3%
Workers' Compensation		3601-3602	60,553.71	63,052.00	4.1%
OPEB, Allocated		3701-3702	384,661.00	349,604.00	-9.1%
OPEB, Active Employees		3751-3752	0.00	0.00	0.0%
Other Employee Benefits		3901-3902	1,302.36	1,212.00	-6.9%
TOTAL, EMPLOYEE BENEFITS			2,421,786.60	2,499,992.00	3.2%
BOOKS AND SUPPLIES					
Approved Textbooks and Core Curricula Materials		4100	0.00	0.00	0.0%
Books and Other Reference Materials		4200	0.00	0.00	0.0%
Materials and Supplies		4300	498,952.43	68,481.00	-86.3%
Noncapitalized Equipment		4400	38,403.24	0.00	-100.0%
TOTAL, BOOKS AND SUPPLIES			537,355.67	68,481.00	-87.3%

Description	Resource Codes	Object Codes	2017-18 Estimated Actuals	2018-19 Budget	Percent Difference
SERVICES AND OTHER OPERATING EXPENDITURES					
Subagreements for Services		5100	231,997.00	269,647.00	16.2%
Travel and Conferences		5200	25,625.91	0.00	-100.0%
Dues and Memberships		5300	5,770.00	0.00	-100.0%
Insurance		5400-5450	0.00	0.00	0.0%
Operations and Housekeeping Services		5500	222,666.50	189,009.00	-15.1%
Rentals, Leases, Repairs, and Noncapitalized Improvements		5600	34,959.49	36,200.00	3.5%
Transfers of Direct Costs		5710	0.00	0.00	0.0%
Transfers of Direct Costs - Interfund		5750	0.00	0.00	0.0%
Professional/Consulting Services and Operating Expenditures		5800	194,609.58	130,250.00	-33.1%
Communications		5900	1,399.20	0.00	-100.0%
TOTAL, SERVICES AND OTHER OPERATING EXPENDITURES			717,027.68	625,106.00	-12.8%
CAPITAL OUTLAY					
Land		6100	0.00	0.00	0.0%
Land Improvements		6170	0.00	0.00	0.0%
Buildings and Improvements of Buildings		6200	0.00	0.00	0.0%
Equipment		6400	26,609.77	0.00	-100.0%
Equipment Replacement		6500	0.00	0.00	0.0%
TOTAL, CAPITAL OUTLAY			26,609.77	0.00	-100.0%
OTHER OUTGO (excluding Transfers of Indirect Costs)					
Tuition					
Tuition, Excess Costs, and/or Deficit Payments					
Payments to Districts or Charter Schools		7141	0.00	0.00	0.0%
Payments to County Offices		7142	0.00	0.00	0.0%
Payments to JPAs		7143	0.00	0.00	0.0%
Other Transfers Out					
Transfers of Pass-Through Revenues					
To Districts or Charter Schools		7211	0.00	0.00	0.0%
To County Offices		7212	0.00	0.00	0.0%
To JPAs		7213	0.00	0.00	0.0%
Debt Service					
Debt Service - Interest		7438	0.00	0.00	0.0%
Other Debt Service - Principal		7439	0.00	0.00	0.0%
TOTAL, OTHER OUTGO (excluding Transfers of Indirect Costs)			0.00	0.00	0.0%

Description	Resource Codes	Object Codes	2017-18 Estimated Actuals	2018-19 Budget	Percent Difference
OTHER OUTGO - TRANSFERS OF INDIRECT COSTS					
Transfers of Indirect Costs - Interfund		7350	79,039.72	64,197.00	-18.8%
TOTAL, OTHER OUTGO - TRANSFERS OF INDIRECT COSTS			79,039.72	64,197.00	-18.8%
TOTAL, EXPENDITURES			7,309,194.39	7,049,220.00	-3.6%

Description	Resource Codes	Object Codes	2017-18 Estimated Actuals	2018-19 Budget	Percent Difference
INTERFUND TRANSFERS					
INTERFUND TRANSFERS IN					
Other Authorized Interfund Transfers In		8919	230,000.00	230,000.00	0.0%
(a) TOTAL, INTERFUND TRANSFERS IN			230,000.00	230,000.00	0.0%
INTERFUND TRANSFERS OUT					
To: State School Building Fund/ County School Facilities Fund		7613	0.00	0.00	0.0%
Other Authorized Interfund Transfers Out		7619	0.00	0.00	0.0%
(b) TOTAL, INTERFUND TRANSFERS OUT			0.00	0.00	0.0%
OTHER SOURCES/USES					
SOURCES					
Other Sources					
Transfers from Funds of Lapsed/Reorganized LEAs		8965	0.00	0.00	0.0%
Long-Term Debt Proceeds					
Proceeds from Certificates of Participation		8971	0.00	0.00	0.0%
Proceeds from Capital Leases		8972	0.00	0.00	0.0%
All Other Financing Sources		8979	0.00	0.00	0.0%
(c) TOTAL, SOURCES			0.00	0.00	0.0%
USES					
Transfers of Funds from Lapsed/Reorganized LEAs		7651	0.00	0.00	0.0%
All Other Financing Uses		7699	0.00	0.00	0.0%
(d) TOTAL, USES			0.00	0.00	0.0%
CONTRIBUTIONS					
Contributions from Unrestricted Revenues		8980	0.00	0.00	0.0%
Contributions from Restricted Revenues		8990	0.00	0.00	0.0%
(e) TOTAL, CONTRIBUTIONS			0.00	0.00	0.0%
TOTAL, OTHER FINANCING SOURCES/USES (a - b + c - d + e)			230,000.00	230,000.00	0.0%

Description	Function Codes	Object Codes	2017-18 Estimated Actuals	2018-19 Budget	Percent Difference
A. REVENUES					
1) LCFF Sources		8010-8099	0.00	0.00	0.0%
2) Federal Revenue		8100-8299	851,054.00	673,114.00	-20.9%
3) Other State Revenue		8300-8599	1,709,462.62	1,792,827.00	4.9%
4) Other Local Revenue		8600-8799	4,366,000.00	4,353,279.00	-0.3%
5) TOTAL, REVENUES			6,926,516.62	6,819,220.00	-1.5%
B. EXPENDITURES (Objects 1000-7999)					
1) Instruction	1000-1999		4,111,128.33	3,884,024.00	-5.5%
2) Instruction - Related Services	2000-2999		1,723,896.54	1,729,290.00	0.3%
3) Pupil Services	3000-3999		749,432.48	727,454.00	-2.9%
4) Ancillary Services	4000-4999		0.00	0.00	0.0%
5) Community Services	5000-5999		0.00	0.00	0.0%
6) Enterprise	6000-6999		0.00	0.00	0.0%
7) General Administration	7000-7999		79,039.72	64,197.00	-18.8%
8) Plant Services	8000-8999		645,697.32	644,255.00	-0.2%
9) Other Outgo	9000-9999	Except 7600-7699	0.00	0.00	0.0%
10) TOTAL, EXPENDITURES			7,309,194.39	7,049,220.00	-3.6%
C. EXCESS (DEFICIENCY) OF REVENUES OVER EXPENDITURES BEFORE OTHER FINANCING SOURCES AND USES (A5 - B10)			(382,677.77)	(230,000.00)	-39.9%
D. OTHER FINANCING SOURCES/USES					
1) Interfund Transfers					
a) Transfers In		8900-8929	230,000.00	230,000.00	0.0%
b) Transfers Out		7600-7629	0.00	0.00	0.0%
2) Other Sources/Uses					
a) Sources		8930-8979	0.00	0.00	0.0%
b) Uses		7630-7699	0.00	0.00	0.0%
3) Contributions		8980-8999	0.00	0.00	0.0%
4) TOTAL, OTHER FINANCING SOURCES/USES			230,000.00	230,000.00	0.0%

Description	Function Codes	Object Codes	2017-18 Estimated Actuals	2018-19 Budget	Percent Difference
E. NET INCREASE (DECREASE) IN FUND BALANCE (C + D4)			(152,677.77)	0.00	-100.0%
F. FUND BALANCE, RESERVES					
1) Beginning Fund Balance					
a) As of July 1 - Unaudited					
		9791	467,677.77	315,000.00	-32.6%
b) Audit Adjustments					
		9793	0.00	0.00	0.0%
c) As of July 1 - Audited (F1a + F1b)					
			467,677.77	315,000.00	-32.6%
d) Other Restatements					
		9795	0.00	0.00	0.0%
e) Adjusted Beginning Balance (F1c + F1d)					
			467,677.77	315,000.00	-32.6%
2) Ending Balance, June 30 (E + F1e)					
			315,000.00	315,000.00	0.0%
Components of Ending Fund Balance					
a) Nonspendable					
Revolving Cash					
		9711	0.00	0.00	0.0%
Stores					
		9712	0.00	0.00	0.0%
Prepaid Items					
		9713	0.00	0.00	0.0%
All Others					
		9719	0.00	0.00	0.0%
b) Restricted					
		9740	0.00	0.00	0.0%
c) Committed					
Stabilization Arrangements					
		9750	0.00	0.00	0.0%
Other Commitments (by Resource/Object)					
		9760	0.00	0.00	0.0%
d) Assigned					
Other Assignments (by Resource/Object)					
		9780	315,000.00	315,000.00	0.0%
	0000	9780		315,000.00	
	0000	9780	315,000.00		
e) Unassigned/Unappropriated					
Reserve for Economic Uncertainties					
		9789	0.00	0.00	0.0%
Unassigned/Unappropriated Amount					
		9790	0.00	0.00	0.0%

Description	Resource Codes	Object Codes	2017-18 Estimated Actuals	2018-19 Budget	Percent Difference
A. REVENUES					
1) LCFF Sources		8010-8099	0.00	0.00	0.0%
2) Federal Revenue		8100-8299	12,251,478.33	11,516,327.00	-6.0%
3) Other State Revenue		8300-8599	8,872,025.17	8,543,128.00	-3.7%
4) Other Local Revenue		8600-8799	2,128,502.45	1,887,092.00	-11.3%
5) TOTAL, REVENUES			23,252,005.95	21,946,547.00	-5.6%
B. EXPENDITURES					
1) Certificated Salaries		1000-1999	6,510,772.00	7,328,619.00	12.6%
2) Classified Salaries		2000-2999	4,301,450.00	5,110,080.00	18.8%
3) Employee Benefits		3000-3999	9,010,909.00	9,579,272.00	6.3%
4) Books and Supplies		4000-4999	1,579,574.67	715,012.00	-54.7%
5) Services and Other Operating Expenditures		5000-5999	992,535.96	566,721.00	-42.9%
6) Capital Outlay		6000-6999	0.00	0.00	0.0%
7) Other Outgo (excluding Transfers of Indirect Costs)		7100-7299, 7400-7499	0.00	0.00	0.0%
8) Other Outgo - Transfers of Indirect Costs		7300-7399	879,604.00	992,050.00	12.8%
9) TOTAL, EXPENDITURES			23,274,845.63	24,291,754.00	4.4%
C. EXCESS (DEFICIENCY) OF REVENUES OVER EXPENDITURES BEFORE OTHER FINANCING SOURCES AND USES (A5 - B9)			(22,839.68)	(2,345,207.00)	10168.1%
D. OTHER FINANCING SOURCES/USES					
1) Interfund Transfers					
a) Transfers In		8900-8929	1,700,000.00	2,345,207.00	38.0%
b) Transfers Out		7600-7629	0.00	0.00	0.0%
2) Other Sources/Uses					
a) Sources		8930-8979	0.00	0.00	0.0%
b) Uses		7630-7699	0.00	0.00	0.0%
3) Contributions		8980-8999	0.00	0.00	0.0%
4) TOTAL, OTHER FINANCING SOURCES/USES			1,700,000.00	2,345,207.00	38.0%

Description	Resource Codes	Object Codes	2017-18 Estimated Actuals	2018-19 Budget	Percent Difference
E. NET INCREASE (DECREASE) IN FUND BALANCE (C + D4)			1,677,160.32	0.00	-100.0%
F. FUND BALANCE, RESERVES					
1) Beginning Fund Balance					
a) As of July 1 - Unaudited		9791	1,297,883.25	2,975,043.57	129.2%
b) Audit Adjustments		9793	0.00	0.00	0.0%
c) As of July 1 - Audited (F1a + F1b)			1,297,883.25	2,975,043.57	129.2%
d) Other Restatements		9795	0.00	0.00	0.0%
e) Adjusted Beginning Balance (F1c + F1d)			1,297,883.25	2,975,043.57	129.2%
2) Ending Balance, June 30 (E + F1e)			2,975,043.57	2,975,043.57	0.0%
Components of Ending Fund Balance					
a) Nonspendable					
Revolving Cash		9711	0.00	0.00	0.0%
Stores		9712	0.00	0.00	0.0%
Prepaid Items		9713	0.00	0.00	0.0%
All Others		9719	0.00	0.00	0.0%
b) Restricted			326,458.39	326,458.39	0.0%
c) Committed					
Stabilization Arrangements		9750	0.00	0.00	0.0%
Other Commitments		9760	0.00	0.00	0.0%
d) Assigned					
Other Assignments		9780	2,648,585.18	2,648,585.18	0.0%
Child Development Fund	0000	9780		2,648,585.18	
Child Development Fund	0000	9780	2,648,585.18		
e) Unassigned/Unappropriated					
Reserve for Economic Uncertainties		9789	0.00	0.00	0.0%
Unassigned/Unappropriated Amount		9790	0.00	0.00	0.0%

Description	Resource Codes	Object Codes	2017-18 Estimated Actuals	2018-19 Budget	Percent Difference
G. ASSETS					
1) Cash					
a) in County Treasury		9110	(2,562,157.11)		
1) Fair Value Adjustment to Cash in County Treasury		9111	0.00		
b) in Banks		9120	0.00		
c) in Revolving Cash Account		9130	0.00		
d) with Fiscal Agent/Trustee		9135	0.00		
e) Collections Awaiting Deposit		9140	556,630.46		
2) Investments		9150	0.00		
3) Accounts Receivable		9200	(287.52)		
4) Due from Grantor Government		9290	276,722.75		
5) Due from Other Funds		9310	0.00		
6) Stores		9320	0.00		
7) Prepaid Expenditures		9330	0.00		
8) Other Current Assets		9340	0.00		
9) TOTAL, ASSETS			(1,729,091.42)		
H. DEFERRED OUTFLOWS OF RESOURCES					
1) Deferred Outflows of Resources		9490	0.00		
2) TOTAL, DEFERRED OUTFLOWS			0.00		
I. LIABILITIES					
1) Accounts Payable		9500	14,273.59		
2) Due to Grantor Governments		9590	366,615.07		
3) Due to Other Funds		9610	0.00		
4) Current Loans		9640			
5) Unearned Revenue		9650	0.00		
6) TOTAL, LIABILITIES			380,888.66		
J. DEFERRED INFLOWS OF RESOURCES					
1) Deferred Inflows of Resources		9690	0.00		
2) TOTAL, DEFERRED INFLOWS			0.00		
K. FUND EQUITY					
Ending Fund Balance, June 30 (G9 + H2) - (I6 + J2)			(2,109,980.08)		

Description	Resource Codes	Object Codes	2017-18 Estimated Actuals	2018-19 Budget	Percent Difference
FEDERAL REVENUE					
Child Nutrition Programs		8220	0.00	0.00	0.0%
Interagency Contracts Between LEAs		8285	0.00	0.00	0.0%
Title I, Part A, Basic	3010	8290	0.00	0.00	0.0%
All Other Federal Revenue	All Other	8290	12,251,478.33	11,516,327.00	-6.0%
TOTAL, FEDERAL REVENUE			12,251,478.33	11,516,327.00	-6.0%
OTHER STATE REVENUE					
Child Nutrition Programs		8520	0.00	0.00	0.0%
Child Development Apportionments		8530	0.00	0.00	0.0%
Pass-Through Revenues from State Sources		8587	0.00	0.00	0.0%
State Preschool	6105	8590	8,112,975.00	8,112,975.00	0.0%
All Other State Revenue	All Other	8590	759,050.17	430,153.00	-43.3%
TOTAL, OTHER STATE REVENUE			8,872,025.17	8,543,128.00	-3.7%
OTHER LOCAL REVENUE					
Other Local Revenue					
Sales					
Sale of Equipment/Supplies		8631	0.00	0.00	0.0%
Food Service Sales		8634	0.00	0.00	0.0%
Interest		8660	0.00	0.00	0.0%
Net Increase (Decrease) in the Fair Value of Investments		8662	0.00	0.00	0.0%
Fees and Contracts					
Child Development Parent Fees		8673	880,000.00	900,000.00	2.3%
Interagency Services		8677	0.00	0.00	0.0%
All Other Fees and Contracts		8689	0.00	0.00	0.0%
Other Local Revenue					
All Other Local Revenue		8699	1,248,502.45	987,092.00	-20.9%
All Other Transfers In from All Others		8799	0.00	0.00	0.0%
TOTAL, OTHER LOCAL REVENUE			2,128,502.45	1,887,092.00	-11.3%
TOTAL, REVENUES			23,252,005.95	21,946,547.00	-5.6%

Description	Resource Codes	Object Codes	2017-18 Estimated Actuals	2018-19 Budget	Percent Difference
CERTIFICATED SALARIES					
Certificated Teachers' Salaries		1100	5,091,951.00	5,948,469.00	16.8%
Certificated Pupil Support Salaries		1200	644,987.00	654,628.00	1.5%
Certificated Supervisors' and Administrators' Salaries		1300	768,158.00	707,119.00	-7.9%
Other Certificated Salaries		1900	5,676.00	18,403.00	224.2%
TOTAL, CERTIFICATED SALARIES			6,510,772.00	7,328,619.00	12.6%
CLASSIFIED SALARIES					
Classified Instructional Salaries		2100	1,832,388.00	2,063,298.00	12.6%
Classified Support Salaries		2200	706,911.00	1,293,701.00	83.0%
Classified Supervisors' and Administrators' Salaries		2300	84,224.00	89,167.00	5.9%
Clerical, Technical and Office Salaries		2400	891,320.00	907,345.00	1.8%
Other Classified Salaries		2900	786,607.00	756,569.00	-3.8%
TOTAL, CLASSIFIED SALARIES			4,301,450.00	5,110,080.00	18.8%
EMPLOYEE BENEFITS					
STRS		3101-3102	1,336,473.00	1,619,789.00	21.2%
PERS		3201-3202	591,312.00	852,251.00	44.1%
OASDI/Medicare/Alternative		3301-3302	404,319.00	531,219.00	31.4%
Health and Welfare Benefits		3401-3402	5,208,246.00	5,038,988.00	-3.2%
Unemployment Insurance		3501-3502	6,065.00	7,378.00	21.6%
Workers' Compensation		3601-3602	171,706.00	208,145.00	21.2%
OPEB, Allocated		3701-3702	1,287,590.00	1,307,366.00	1.5%
OPEB, Active Employees		3751-3752	0.00	0.00	0.0%
Other Employee Benefits		3901-3902	5,198.00	14,136.00	172.0%
TOTAL, EMPLOYEE BENEFITS			9,010,909.00	9,579,272.00	6.3%
BOOKS AND SUPPLIES					
Approved Textbooks and Core Curricula Materials		4100	0.00	0.00	0.0%
Books and Other Reference Materials		4200	0.00	0.00	0.0%
Materials and Supplies		4300	1,512,687.02	665,512.00	-56.0%
Noncapitalized Equipment		4400	66,887.65	49,500.00	-26.0%
Food		4700	0.00	0.00	0.0%
TOTAL, BOOKS AND SUPPLIES			1,579,574.67	715,012.00	-54.7%

Description	Resource Codes	Object Codes	2017-18 Estimated Actuals	2018-19 Budget	Percent Difference
SERVICES AND OTHER OPERATING EXPENDITURES					
Subagreements for Services		5100	0.00	0.00	0.0%
Travel and Conferences		5200	76,512.00	70,000.00	-8.5%
Dues and Memberships		5300	2,600.00	2,500.00	-3.8%
Insurance		5400-5450	0.00	0.00	0.0%
Operations and Housekeeping Services		5500	20,400.00	25,000.00	22.5%
Rentals, Leases, Repairs, and Noncapitalized Improvements		5600	43,416.80	42,550.00	-2.0%
Transfers of Direct Costs		5710	0.00	0.00	0.0%
Transfers of Direct Costs - Interfund		5750	616,360.37	201,017.00	-67.4%
Professional/Consulting Services and Operating Expenditures		5800	226,559.79	213,869.00	-5.6%
Communications		5900	6,687.00	11,785.00	76.2%
TOTAL, SERVICES AND OTHER OPERATING EXPENDITURES			992,535.96	566,721.00	-42.9%
CAPITAL OUTLAY					
Land		6100	0.00	0.00	0.0%
Land Improvements		6170	0.00	0.00	0.0%
Buildings and Improvements of Buildings		6200	0.00	0.00	0.0%
Equipment		6400	0.00	0.00	0.0%
Equipment Replacement		6500	0.00	0.00	0.0%
TOTAL, CAPITAL OUTLAY			0.00	0.00	0.0%
OTHER OUTGO (excluding Transfers of Indirect Costs)					
Other Transfers Out					
All Other Transfers Out to All Others		7299	0.00	0.00	0.0%
Debt Service					
Debt Service - Interest		7438	0.00	0.00	0.0%
Other Debt Service - Principal		7439	0.00	0.00	0.0%
TOTAL, OTHER OUTGO (excluding Transfers of Indirect Costs)			0.00	0.00	0.0%
OTHER OUTGO - TRANSFERS OF INDIRECT COSTS					
Transfers of Indirect Costs - Interfund		7350	879,604.00	992,050.00	12.8%
TOTAL, OTHER OUTGO - TRANSFERS OF INDIRECT COSTS			879,604.00	992,050.00	12.8%
TOTAL, EXPENDITURES			23,274,845.63	24,291,754.00	4.4%

Description	Resource Codes	Object Codes	2017-18 Estimated Actuals	2018-19 Budget	Percent Difference
INTERFUND TRANSFERS					
INTERFUND TRANSFERS IN					
From: General Fund		8911	1,700,000.00	2,345,207.00	38.0%
Other Authorized Interfund Transfers In		8919	0.00	0.00	0.0%
(a) TOTAL, INTERFUND TRANSFERS IN			1,700,000.00	2,345,207.00	38.0%
INTERFUND TRANSFERS OUT					
Other Authorized Interfund Transfers Out		7619	0.00	0.00	0.0%
(b) TOTAL, INTERFUND TRANSFERS OUT			0.00	0.00	0.0%
OTHER SOURCES/USES					
SOURCES					
Other Sources					
Transfers from Funds of Lapsed/Reorganized LEAs		8965	0.00	0.00	0.0%
Long-Term Debt Proceeds					
Proceeds from Certificates of Participation		8971	0.00	0.00	0.0%
Proceeds from Capital Leases		8972	0.00	0.00	0.0%
All Other Financing Sources		8979	0.00	0.00	0.0%
(c) TOTAL, SOURCES			0.00	0.00	0.0%
USES					
Transfers of Funds from Lapsed/Reorganized LEAs		7651	0.00	0.00	0.0%
All Other Financing Uses		7699	0.00	0.00	0.0%
(d) TOTAL, USES			0.00	0.00	0.0%
CONTRIBUTIONS					
Contributions from Unrestricted Revenues		8980	0.00	0.00	0.0%
Contributions from Restricted Revenues		8990	0.00	0.00	0.0%
(e) TOTAL, CONTRIBUTIONS			0.00	0.00	0.0%
TOTAL, OTHER FINANCING SOURCES/USES (a - b + c - d + e)			1,700,000.00	2,345,207.00	38.0%

Description	Function Codes	Object Codes	2017-18 Estimated Actuals	2018-19 Budget	Percent Difference
A. REVENUES					
1) LCFF Sources		8010-8099	0.00	0.00	0.0%
2) Federal Revenue		8100-8299	12,251,478.33	11,516,327.00	-6.0%
3) Other State Revenue		8300-8599	8,872,025.17	8,543,128.00	-3.7%
4) Other Local Revenue		8600-8799	2,128,502.45	1,887,092.00	-11.3%
5) TOTAL, REVENUES			23,252,005.95	21,946,547.00	-5.6%
B. EXPENDITURES (Objects 1000-7999)					
1) Instruction	1000-1999		15,094,624.11	14,413,067.00	-4.5%
2) Instruction - Related Services	2000-2999		3,787,207.83	5,462,755.00	44.2%
3) Pupil Services	3000-3999		2,614,565.65	2,544,188.00	-2.7%
4) Ancillary Services	4000-4999		0.00	0.00	0.0%
5) Community Services	5000-5999		0.00	0.00	0.0%
6) Enterprise	6000-6999		0.00	0.00	0.0%
7) General Administration	7000-7999		879,604.00	992,050.00	12.8%
8) Plant Services	8000-8999		898,844.04	879,694.00	-2.1%
9) Other Outgo	9000-9999	Except 7600-7699	0.00	0.00	0.0%
10) TOTAL, EXPENDITURES			23,274,845.63	24,291,754.00	4.4%
C. EXCESS (DEFICIENCY) OF REVENUES OVER EXPENDITURES BEFORE OTHER FINANCING SOURCES AND USES (A5 - B10)			(22,839.68)	(2,345,207.00)	10168.1%
D. OTHER FINANCING SOURCES/USES					
1) Interfund Transfers					
a) Transfers In		8900-8929	1,700,000.00	2,345,207.00	38.0%
b) Transfers Out		7600-7629	0.00	0.00	0.0%
2) Other Sources/Uses					
a) Sources		8930-8979	0.00	0.00	0.0%
b) Uses		7630-7699	0.00	0.00	0.0%
3) Contributions		8980-8999	0.00	0.00	0.0%
4) TOTAL, OTHER FINANCING SOURCES/USES			1,700,000.00	2,345,207.00	38.0%

Description	Function Codes	Object Codes	2017-18 Estimated Actuals	2018-19 Budget	Percent Difference
E. NET INCREASE (DECREASE) IN FUND BALANCE (C + D4)			1,677,160.32	0.00	-100.0%
F. FUND BALANCE, RESERVES					
1) Beginning Fund Balance					
a) As of July 1 - Unaudited		9791	1,297,883.25	2,975,043.57	129.2%
b) Audit Adjustments		9793	0.00	0.00	0.0%
c) As of July 1 - Audited (F1a + F1b)			1,297,883.25	2,975,043.57	129.2%
d) Other Restatements		9795	0.00	0.00	0.0%
e) Adjusted Beginning Balance (F1c + F1d)			1,297,883.25	2,975,043.57	129.2%
2) Ending Balance, June 30 (E + F1e)			2,975,043.57	2,975,043.57	0.0%
Components of Ending Fund Balance					
a) Nonspendable					
Revolving Cash		9711	0.00	0.00	0.0%
Stores		9712	0.00	0.00	0.0%
Prepaid Items		9713	0.00	0.00	0.0%
All Others		9719	0.00	0.00	0.0%
b) Restricted			326,458.39	326,458.39	0.0%
c) Committed					
Stabilization Arrangements		9750	0.00	0.00	0.0%
Other Commitments (by Resource/Object)		9760	0.00	0.00	0.0%
d) Assigned					
Other Assignments (by Resource/Object)		9780	2,648,585.18	2,648,585.18	0.0%
Child Development Fund	0000	9780		2,648,585.18	
Child Development Fund	0000	9780	2,648,585.18		
e) Unassigned/Unappropriated					
Reserve for Economic Uncertainties		9789	0.00	0.00	0.0%
Unassigned/Unappropriated Amount		9790	0.00	0.00	0.0%

Resource	Description	2017-18 Estimated Actuals	2018-19 Budget
6130	Child Development: Center-Based Reserve Account	326,458.39	326,458.39
Total, Restricted Balance		<u>326,458.39</u>	<u>326,458.39</u>

Description	Resource Codes	Object Codes	2017-18 Estimated Actuals	2018-19 Budget	Percent Difference
A. REVENUES					
1) LCFF Sources		8010-8099	0.00	0.00	0.0%
2) Federal Revenue		8100-8299	23,072,459.80	23,632,900.00	2.4%
3) Other State Revenue		8300-8599	1,635,636.00	1,457,636.00	-10.9%
4) Other Local Revenue		8600-8799	1,178,000.00	2,010,000.00	70.6%
5) TOTAL, REVENUES			25,886,095.80	27,100,536.00	4.7%
B. EXPENDITURES					
1) Certificated Salaries		1000-1999	0.00	0.00	0.0%
2) Classified Salaries		2000-2999	6,872,304.66	7,381,166.00	7.4%
3) Employee Benefits		3000-3999	4,463,077.00	4,832,827.00	8.3%
4) Books and Supplies		4000-4999	13,584,370.82	13,357,310.00	-1.7%
5) Services and Other Operating Expenditures		5000-5999	318,682.40	201,581.00	-36.7%
6) Capital Outlay		6000-6999	1,959,230.00	79,265.00	-96.0%
7) Other Outgo (excluding Transfers of Indirect Costs)		7100-7299, 7400-7499	0.00	0.00	0.0%
8) Other Outgo - Transfers of Indirect Costs		7300-7399	1,045,998.28	1,248,387.00	19.3%
9) TOTAL, EXPENDITURES			28,243,663.16	27,100,536.00	-4.0%
C. EXCESS (DEFICIENCY) OF REVENUES OVER EXPENDITURES BEFORE OTHER FINANCING SOURCES AND USES (A5 - B9)			(2,357,567.36)	0.00	-100.0%
D. OTHER FINANCING SOURCES/USES					
1) Interfund Transfers					
a) Transfers In		8900-8929	0.00	0.00	0.0%
b) Transfers Out		7600-7629	0.00	0.00	0.0%
2) Other Sources/Uses					
a) Sources		8930-8979	0.00	0.00	0.0%
b) Uses		7630-7699	0.00	0.00	0.0%
3) Contributions		8980-8999	0.00	0.00	0.0%
4) TOTAL, OTHER FINANCING SOURCES/USES			0.00	0.00	0.0%

Description	Resource Codes	Object Codes	2017-18 Estimated Actuals	2018-19 Budget	Percent Difference
E. NET INCREASE (DECREASE) IN FUND BALANCE (C + D4)			(2,357,567.36)	0.00	-100.0%
F. FUND BALANCE, RESERVES					
1) Beginning Fund Balance					
a) As of July 1 - Unaudited		9791	10,846,641.93	8,489,074.57	-21.7%
b) Audit Adjustments		9793	0.00	0.00	0.0%
c) As of July 1 - Audited (F1a + F1b)			10,846,641.93	8,489,074.57	-21.7%
d) Other Restatements		9795	0.00	0.00	0.0%
e) Adjusted Beginning Balance (F1c + F1d)			10,846,641.93	8,489,074.57	-21.7%
2) Ending Balance, June 30 (E + F1e)			8,489,074.57	8,489,074.57	0.0%
Components of Ending Fund Balance					
a) Nonspendable					
Revolving Cash		9711	2,000.00	0.00	-100.0%
Stores		9712	286,068.65	0.00	-100.0%
Prepaid Items		9713	0.00	0.00	0.0%
All Others		9719	0.00	0.00	0.0%
b) Restricted			7,979,841.34	8,267,909.99	3.6%
c) Committed					
Stabilization Arrangements		9750	0.00	0.00	0.0%
Other Commitments		9760	0.00	0.00	0.0%
d) Assigned					
Other Assignments		9780	221,164.58	221,164.58	0.0%
Cafeteria Fund	0000	9780		221,164.58	
Cafeteria Fund	0000	9780	221,164.58		
e) Unassigned/Unappropriated					
Reserve for Economic Uncertainties		9789	0.00	0.00	0.0%
Unassigned/Unappropriated Amount		9790	0.00	0.00	0.0%

Description	Resource Codes	Object Codes	2017-18 Estimated Actuals	2018-19 Budget	Percent Difference
G. ASSETS					
1) Cash					
a) in County Treasury		9110	2,821,193.98		
1) Fair Value Adjustment to Cash in County Treasury		9111	0.00		
b) in Banks		9120	271,721.40		
c) in Revolving Cash Account		9130	2,000.00		
d) with Fiscal Agent/Trustee		9135	0.00		
e) Collections Awaiting Deposit		9140	2,492,877.67		
2) Investments		9150	0.00		
3) Accounts Receivable		9200	2,791.10		
4) Due from Grantor Government		9290	749.24		
5) Due from Other Funds		9310	0.00		
6) Stores		9320	286,068.65		
7) Prepaid Expenditures		9330	650.00		
8) Other Current Assets		9340	0.00		
9) TOTAL, ASSETS			5,878,052.04		
H. DEFERRED OUTFLOWS OF RESOURCES					
1) Deferred Outflows of Resources		9490	0.00		
2) TOTAL, DEFERRED OUTFLOWS			0.00		
I. LIABILITIES					
1) Accounts Payable		9500	19,274.56		
2) Due to Grantor Governments		9590	0.00		
3) Due to Other Funds		9610	0.00		
4) Current Loans		9640			
5) Unearned Revenue		9650	0.00		
6) TOTAL, LIABILITIES			19,274.56		
J. DEFERRED INFLOWS OF RESOURCES					
1) Deferred Inflows of Resources		9690	0.00		
2) TOTAL, DEFERRED INFLOWS			0.00		
K. FUND EQUITY					
Ending Fund Balance, June 30 (G9 + H2) - (I6 + J2)			5,858,777.48		

Description	Resource Codes	Object Codes	2017-18 Estimated Actuals	2018-19 Budget	Percent Difference
FEDERAL REVENUE					
Child Nutrition Programs		8220	23,072,459.80	23,632,900.00	2.4%
Donated Food Commodities		8221	0.00	0.00	0.0%
All Other Federal Revenue		8290	0.00	0.00	0.0%
TOTAL, FEDERAL REVENUE			23,072,459.80	23,632,900.00	2.4%
OTHER STATE REVENUE					
Child Nutrition Programs		8520	1,630,000.00	1,452,000.00	-10.9%
All Other State Revenue		8590	5,636.00	5,636.00	0.0%
TOTAL, OTHER STATE REVENUE			1,635,636.00	1,457,636.00	-10.9%
OTHER LOCAL REVENUE					
Other Local Revenue					
Sales					
Sale of Equipment/Supplies		8631	1,000.00	0.00	-100.0%
Food Service Sales		8634	1,000,000.00	1,700,000.00	70.0%
Leases and Rentals		8650	0.00	0.00	0.0%
Interest		8660	45,000.00	60,000.00	33.3%
Net Increase (Decrease) in the Fair Value of Investments		8662	0.00	0.00	0.0%
Fees and Contracts					
Interagency Services		8677	0.00	0.00	0.0%
Other Local Revenue					
All Other Local Revenue		8699	132,000.00	250,000.00	89.4%
TOTAL, OTHER LOCAL REVENUE			1,178,000.00	2,010,000.00	70.6%
TOTAL, REVENUES			25,886,095.80	27,100,536.00	4.7%

Description	Resource Codes	Object Codes	2017-18 Estimated Actuals	2018-19 Budget	Percent Difference
CERTIFICATED SALARIES					
Certificated Supervisors' and Administrators' Salaries		1300	0.00	0.00	0.0%
Other Certificated Salaries		1900	0.00	0.00	0.0%
TOTAL, CERTIFICATED SALARIES			0.00	0.00	0.0%
CLASSIFIED SALARIES					
Classified Support Salaries		2200	6,214,923.66	6,616,938.00	6.5%
Classified Supervisors' and Administrators' Salaries		2300	426,904.00	432,203.00	1.2%
Clerical, Technical and Office Salaries		2400	230,477.00	332,025.00	44.1%
Other Classified Salaries		2900	0.00	0.00	0.0%
TOTAL, CLASSIFIED SALARIES			6,872,304.66	7,381,166.00	7.4%
EMPLOYEE BENEFITS					
STRS		3101-3102	5,636.00	5,636.00	0.0%
PERS		3201-3202	681,514.00	889,522.00	30.5%
OASDI/Medicare/Alternative		3301-3302	475,109.00	508,676.00	7.1%
Health and Welfare Benefits		3401-3402	2,448,936.00	2,610,488.00	6.6%
Unemployment Insurance		3501-3502	3,995.00	3,631.00	-9.1%
Workers' Compensation		3601-3602	115,461.00	124,002.00	7.4%
OPEB, Allocated		3701-3702	730,397.00	688,770.00	-5.7%
OPEB, Active Employees		3751-3752	0.00	0.00	0.0%
Other Employee Benefits		3901-3902	2,029.00	2,102.00	3.6%
TOTAL, EMPLOYEE BENEFITS			4,463,077.00	4,832,827.00	8.3%
BOOKS AND SUPPLIES					
Books and Other Reference Materials		4200	0.00	0.00	0.0%
Materials and Supplies		4300	1,142,022.00	1,155,949.00	1.2%
Noncapitalized Equipment		4400	97,588.00	104,057.00	6.6%
Food		4700	12,344,760.82	12,097,304.00	-2.0%
TOTAL, BOOKS AND SUPPLIES			13,584,370.82	13,357,310.00	-1.7%

Description	Resource Codes	Object Codes	2017-18 Estimated Actuals	2018-19 Budget	Percent Difference
SERVICES AND OTHER OPERATING EXPENDITURES					
Subagreements for Services		5100	31,750.00	0.00	-100.0%
Travel and Conferences		5200	21,400.00	7,300.00	-65.9%
Dues and Memberships		5300	1,760.00	0.00	-100.0%
Insurance		5400-5450	0.00	0.00	0.0%
Operations and Housekeeping Services		5500	0.00	0.00	0.0%
Rentals, Leases, Repairs, and Noncapitalized Improvements		5600	142,599.86	67,188.00	-52.9%
Transfers of Direct Costs		5710	0.00	0.00	0.0%
Transfers of Direct Costs - Interfund		5750	(445,216.10)	(66,167.00)	-85.1%
Professional/Consulting Services and Operating Expenditures		5800	564,388.64	192,820.00	-65.8%
Communications		5900	2,000.00	440.00	-78.0%
TOTAL, SERVICES AND OTHER OPERATING EXPENDITURES			318,682.40	201,581.00	-36.7%
CAPITAL OUTLAY					
Buildings and Improvements of Buildings		6200	1,813,008.00	7,340.00	-99.6%
Equipment		6400	146,222.00	71,925.00	-50.8%
Equipment Replacement		6500	0.00	0.00	0.0%
TOTAL, CAPITAL OUTLAY			1,959,230.00	79,265.00	-96.0%
OTHER OUTGO (excluding Transfers of Indirect Costs)					
Debt Service					
Debt Service - Interest		7438	0.00	0.00	0.0%
Other Debt Service - Principal		7439	0.00	0.00	0.0%
TOTAL, OTHER OUTGO (excluding Transfers of Indirect Costs)			0.00	0.00	0.0%
OTHER OUTGO - TRANSFERS OF INDIRECT COSTS					
Transfers of Indirect Costs - Interfund		7350	1,045,998.28	1,248,387.00	19.3%
TOTAL, OTHER OUTGO - TRANSFERS OF INDIRECT COSTS			1,045,998.28	1,248,387.00	19.3%
TOTAL, EXPENDITURES			28,243,663.16	27,100,536.00	-4.0%

Description	Resource Codes	Object Codes	2017-18 Estimated Actuals	2018-19 Budget	Percent Difference
INTERFUND TRANSFERS					
INTERFUND TRANSFERS IN					
From: General Fund		8916	0.00	0.00	0.0%
Other Authorized Interfund Transfers In		8919	0.00	0.00	0.0%
(a) TOTAL, INTERFUND TRANSFERS IN			0.00	0.00	0.0%
INTERFUND TRANSFERS OUT					
Other Authorized Interfund Transfers Out		7619	0.00	0.00	0.0%
(b) TOTAL, INTERFUND TRANSFERS OUT			0.00	0.00	0.0%
OTHER SOURCES/USES					
SOURCES					
Other Sources					
Transfers from Funds of Lapsed/Reorganized LEAs		8965	0.00	0.00	0.0%
Long-Term Debt Proceeds					
Proceeds from Capital Leases		8972	0.00	0.00	0.0%
All Other Financing Sources		8979	0.00	0.00	0.0%
(c) TOTAL, SOURCES			0.00	0.00	0.0%
USES					
Transfers of Funds from Lapsed/Reorganized LEAs		7651	0.00	0.00	0.0%
All Other Financing Uses		7699	0.00	0.00	0.0%
(d) TOTAL, USES			0.00	0.00	0.0%
CONTRIBUTIONS					
Contributions from Unrestricted Revenues		8980	0.00	0.00	0.0%
Contributions from Restricted Revenues		8990	0.00	0.00	0.0%
(e) TOTAL, CONTRIBUTIONS			0.00	0.00	0.0%
TOTAL, OTHER FINANCING SOURCES/USES (a - b + c - d + e)			0.00	0.00	0.0%

Description	Function Codes	Object Codes	2017-18 Estimated Actuals	2018-19 Budget	Percent Difference
A. REVENUES					
1) LCFF Sources		8010-8099	0.00	0.00	0.0%
2) Federal Revenue		8100-8299	23,072,459.80	23,632,900.00	2.4%
3) Other State Revenue		8300-8599	1,635,636.00	1,457,636.00	-10.9%
4) Other Local Revenue		8600-8799	1,178,000.00	2,010,000.00	70.6%
5) TOTAL, REVENUES			25,886,095.80	27,100,536.00	4.7%
B. EXPENDITURES (Objects 1000-7999)					
1) Instruction	1000-1999		0.00	0.00	0.0%
2) Instruction - Related Services	2000-2999		0.00	0.00	0.0%
3) Pupil Services	3000-3999		25,333,072.88	25,835,100.00	2.0%
4) Ancillary Services	4000-4999		0.00	0.00	0.0%
5) Community Services	5000-5999		0.00	0.00	0.0%
6) Enterprise	6000-6999		0.00	0.00	0.0%
7) General Administration	7000-7999		1,045,998.28	1,248,387.00	19.3%
8) Plant Services	8000-8999		1,864,592.00	17,049.00	-99.1%
9) Other Outgo	9000-9999	Except 7600-7699	0.00	0.00	0.0%
10) TOTAL, EXPENDITURES			28,243,663.16	27,100,536.00	-4.0%
C. EXCESS (DEFICIENCY) OF REVENUES OVER EXPENDITURES BEFORE OTHER FINANCING SOURCES AND USES (A5 - B10)			(2,357,567.36)	0.00	-100.0%
D. OTHER FINANCING SOURCES/USES					
1) Interfund Transfers					
a) Transfers In		8900-8929	0.00	0.00	0.0%
b) Transfers Out		7600-7629	0.00	0.00	0.0%
2) Other Sources/Uses					
a) Sources		8930-8979	0.00	0.00	0.0%
b) Uses		7630-7699	0.00	0.00	0.0%
3) Contributions		8980-8999	0.00	0.00	0.0%
4) TOTAL, OTHER FINANCING SOURCES/USES			0.00	0.00	0.0%

Description	Function Codes	Object Codes	2017-18 Estimated Actuals	2018-19 Budget	Percent Difference
E. NET INCREASE (DECREASE) IN FUND BALANCE (C + D4)			(2,357,567.36)	0.00	-100.0%
F. FUND BALANCE, RESERVES					
1) Beginning Fund Balance					
a) As of July 1 - Unaudited		9791	10,846,641.93	8,489,074.57	-21.7%
b) Audit Adjustments		9793	0.00	0.00	0.0%
c) As of July 1 - Audited (F1a + F1b)			10,846,641.93	8,489,074.57	-21.7%
d) Other Restatements		9795	0.00	0.00	0.0%
e) Adjusted Beginning Balance (F1c + F1d)			10,846,641.93	8,489,074.57	-21.7%
2) Ending Balance, June 30 (E + F1e)			8,489,074.57	8,489,074.57	0.0%
Components of Ending Fund Balance					
a) Nonspendable					
Revolving Cash		9711	2,000.00	0.00	-100.0%
Stores		9712	286,068.65	0.00	-100.0%
Prepaid Items		9713	0.00	0.00	0.0%
All Others		9719	0.00	0.00	0.0%
b) Restricted			7,979,841.34	8,267,909.99	3.6%
c) Committed					
Stabilization Arrangements		9750	0.00	0.00	0.0%
Other Commitments (by Resource/Object)		9760	0.00	0.00	0.0%
d) Assigned					
Other Assignments (by Resource/Object)		9780	221,164.58	221,164.58	0.0%
Cafeterial Fund	0000	9780		221,164.58	
Cafeteria Fund	0000	9780	221,164.58		
e) Unassigned/Unappropriated					
Reserve for Economic Uncertainties		9789	0.00	0.00	0.0%
Unassigned/Unappropriated Amount		9790	0.00	0.00	0.0%

Resource	Description	2017-18 Estimated Actuals	2018-19 Budget
5310	Child Nutrition: School Programs (e.g., School Lunch, School I	1,537,673.75	1,774,170.40
5320	Child Nutrition: Child Care Food Program (CCFP) Claims-Cen	6,185,987.19	6,185,987.19
5330	Child Nutrition: Summer Food Service Program Operations	256,180.40	307,752.40
Total, Restricted Balance		7,979,841.34	8,267,909.99

Description	Resource Codes	Object Codes	2017-18 Estimated Actuals	2018-19 Budget	Percent Difference
A. REVENUES					
1) LCFF Sources		8010-8099	0.00	0.00	0.0%
2) Federal Revenue		8100-8299	0.00	0.00	0.0%
3) Other State Revenue		8300-8599	0.00	0.00	0.0%
4) Other Local Revenue		8600-8799	0.00	0.00	0.0%
5) TOTAL, REVENUES			0.00	0.00	0.0%
B. EXPENDITURES					
1) Certificated Salaries		1000-1999	0.00	0.00	0.0%
2) Classified Salaries		2000-2999	0.00	0.00	0.0%
3) Employee Benefits		3000-3999	0.00	0.00	0.0%
4) Books and Supplies		4000-4999	21,403.81	0.00	-100.0%
5) Services and Other Operating Expenditures		5000-5999	52,300.00	0.00	-100.0%
6) Capital Outlay		6000-6999	82,812.56	0.00	-100.0%
7) Other Outgo (excluding Transfers of Indirect Costs)		7100-7299, 7400-7499	0.00	0.00	0.0%
8) Other Outgo - Transfers of Indirect Costs		7300-7399	0.00	0.00	0.0%
9) TOTAL, EXPENDITURES			156,516.37	0.00	-100.0%
C. EXCESS (DEFICIENCY) OF REVENUES OVER EXPENDITURES BEFORE OTHER FINANCING SOURCES AND USES (A5 - B9)					
			(156,516.37)	0.00	-100.0%
D. OTHER FINANCING SOURCES/USES					
1) Interfund Transfers					
a) Transfers In		8900-8929	0.00	0.00	0.0%
b) Transfers Out		7600-7629	0.00	0.00	0.0%
2) Other Sources/Uses					
a) Sources		8930-8979	0.00	0.00	0.0%
b) Uses		7630-7699	0.00	0.00	0.0%
3) Contributions		8980-8999	0.00	0.00	0.0%
4) TOTAL, OTHER FINANCING SOURCES/USES			0.00	0.00	0.0%

Description	Resource Codes	Object Codes	2017-18 Estimated Actuals	2018-19 Budget	Percent Difference
E. NET INCREASE (DECREASE) IN FUND BALANCE (C + D4)			(156,516.37)	0.00	-100.0%
F. FUND BALANCE, RESERVES					
1) Beginning Fund Balance					
a) As of July 1 - Unaudited		9791	160,613.37	4,097.00	-97.4%
b) Audit Adjustments		9793	0.00	0.00	0.0%
c) As of July 1 - Audited (F1a + F1b)			160,613.37	4,097.00	-97.4%
d) Other Restatements		9795	0.00	0.00	0.0%
e) Adjusted Beginning Balance (F1c + F1d)			160,613.37	4,097.00	-97.4%
2) Ending Balance, June 30 (E + F1e)			4,097.00	4,097.00	0.0%
Components of Ending Fund Balance					
a) Nonspendable					
Revolving Cash		9711	0.00	0.00	0.0%
Stores		9712	0.00	0.00	0.0%
Prepaid Items		9713	0.00	0.00	0.0%
All Others		9719	0.00	0.00	0.0%
b) Restricted			0.00	0.00	0.0%
c) Committed					
Stabilization Arrangements		9750	0.00	0.00	0.0%
Other Commitments		9760	0.00	0.00	0.0%
d) Assigned					
Other Assignments		9780	4,097.00	4,097.00	0.0%
Deferred Maintenance Fund	0000	9780		4,097.00	
Deferred Maintenance Fund	0000	9780	4,097.00		
e) Unassigned/Unappropriated					
Reserve for Economic Uncertainties		9789	0.00	0.00	0.0%
Unassigned/Unappropriated Amount		9790	0.00	0.00	0.0%

Description	Resource Codes	Object Codes	2017-18 Estimated Actuals	2018-19 Budget	Percent Difference
G. ASSETS					
1) Cash					
a) in County Treasury		9110	5,383.05		
1) Fair Value Adjustment to Cash in County Treasury		9111	0.00		
b) in Banks		9120	0.00		
c) in Revolving Cash Account		9130	0.00		
d) with Fiscal Agent/Trustee		9135	0.00		
e) Collections Awaiting Deposit		9140	0.00		
2) Investments		9150	0.00		
3) Accounts Receivable		9200	0.00		
4) Due from Grantor Government		9290	0.00		
5) Due from Other Funds		9310	0.00		
6) Stores		9320	0.00		
7) Prepaid Expenditures		9330	0.00		
8) Other Current Assets		9340	0.00		
9) TOTAL, ASSETS			5,383.05		
H. DEFERRED OUTFLOWS OF RESOURCES					
1) Deferred Outflows of Resources		9490	0.00		
2) TOTAL, DEFERRED OUTFLOWS			0.00		
I. LIABILITIES					
1) Accounts Payable		9500	0.00		
2) Due to Grantor Governments		9590	0.00		
3) Due to Other Funds		9610	0.00		
4) Current Loans		9640			
5) Unearned Revenue		9650	0.00		
6) TOTAL, LIABILITIES			0.00		
J. DEFERRED INFLOWS OF RESOURCES					
1) Deferred Inflows of Resources		9690	0.00		
2) TOTAL, DEFERRED INFLOWS			0.00		
K. FUND EQUITY					
Ending Fund Balance, June 30 (G9 + H2) - (I6 + J2)			5,383.05		

Description	Resource Codes	Object Codes	2017-18 Estimated Actuals	2018-19 Budget	Percent Difference
LCFF SOURCES					
LCFF Transfers					
LCFF Transfers - Current Year		8091	0.00	0.00	0.0%
LCFF/Revenue Limit Transfers - Prior Years		8099	0.00	0.00	0.0%
TOTAL, LCFF SOURCES			0.00	0.00	0.0%
OTHER STATE REVENUE					
All Other State Revenue					
		8590	0.00	0.00	0.0%
TOTAL, OTHER STATE REVENUE			0.00	0.00	0.0%
OTHER LOCAL REVENUE					
Other Local Revenue					
Community Redevelopment Funds Not Subject to LCFF Deduction		8625	0.00	0.00	0.0%
Sales					
Sale of Equipment/Supplies		8631	0.00	0.00	0.0%
Interest		8660	0.00	0.00	0.0%
Net Increase (Decrease) in the Fair Value of Investments		8662	0.00	0.00	0.0%
Other Local Revenue					
All Other Local Revenue		8699	0.00	0.00	0.0%
All Other Transfers In from All Others		8799	0.00	0.00	0.0%
TOTAL, OTHER LOCAL REVENUE			0.00	0.00	0.0%
TOTAL, REVENUES			0.00	0.00	0.0%

Description	Resource Codes	Object Codes	2017-18 Estimated Actuals	2018-19 Budget	Percent Difference
CLASSIFIED SALARIES					
Classified Support Salaries		2200	0.00	0.00	0.0%
Other Classified Salaries		2900	0.00	0.00	0.0%
TOTAL, CLASSIFIED SALARIES			0.00	0.00	0.0%
EMPLOYEE BENEFITS					
STRS		3101-3102	0.00	0.00	0.0%
PERS		3201-3202	0.00	0.00	0.0%
OASDI/Medicare/Alternative		3301-3302	0.00	0.00	0.0%
Health and Welfare Benefits		3401-3402	0.00	0.00	0.0%
Unemployment Insurance		3501-3502	0.00	0.00	0.0%
Workers' Compensation		3601-3602	0.00	0.00	0.0%
OPEB, Allocated		3701-3702	0.00	0.00	0.0%
OPEB, Active Employees		3751-3752	0.00	0.00	0.0%
Other Employee Benefits		3901-3902	0.00	0.00	0.0%
TOTAL, EMPLOYEE BENEFITS			0.00	0.00	0.0%
BOOKS AND SUPPLIES					
Books and Other Reference Materials		4200	0.00	0.00	0.0%
Materials and Supplies		4300	21,403.81	0.00	-100.0%
Noncapitalized Equipment		4400	0.00	0.00	0.0%
TOTAL, BOOKS AND SUPPLIES			21,403.81	0.00	-100.0%

Description	Resource Codes	Object Codes	2017-18 Estimated Actuals	2018-19 Budget	Percent Difference
SERVICES AND OTHER OPERATING EXPENDITURES					
Subagreements for Services		5100	0.00	0.00	0.0%
Travel and Conferences		5200	0.00	0.00	0.0%
Rentals, Leases, Repairs, and Noncapitalized Improvements		5600	0.00	0.00	0.0%
Transfers of Direct Costs		5710	0.00	0.00	0.0%
Transfers of Direct Costs - Interfund		5750	0.00	0.00	0.0%
Professional/Consulting Services and Operating Expenditures		5800	52,300.00	0.00	-100.0%
TOTAL, SERVICES AND OTHER OPERATING EXPENDITURES			52,300.00	0.00	-100.0%
CAPITAL OUTLAY					
Land Improvements		6170	0.00	0.00	0.0%
Buildings and Improvements of Buildings		6200	73,443.52	0.00	-100.0%
Equipment		6400	9,369.04	0.00	-100.0%
Equipment Replacement		6500	0.00	0.00	0.0%
TOTAL, CAPITAL OUTLAY			82,812.56	0.00	-100.0%
OTHER OUTGO (excluding Transfers of Indirect Costs)					
Debt Service					
Debt Service - Interest		7438	0.00	0.00	0.0%
Other Debt Service - Principal		7439	0.00	0.00	0.0%
TOTAL, OTHER OUTGO (excluding Transfers of Indirect Costs)			0.00	0.00	0.0%
TOTAL, EXPENDITURES			156,516.37	0.00	-100.0%

Description	Resource Codes	Object Codes	2017-18 Estimated Actuals	2018-19 Budget	Percent Difference
INTERFUND TRANSFERS					
INTERFUND TRANSFERS IN					
Other Authorized Interfund Transfers In		8919	0.00	0.00	0.0%
(a) TOTAL, INTERFUND TRANSFERS IN			0.00	0.00	0.0%
INTERFUND TRANSFERS OUT					
Other Authorized Interfund Transfers Out		7619	0.00	0.00	0.0%
(b) TOTAL, INTERFUND TRANSFERS OUT			0.00	0.00	0.0%
OTHER SOURCES/USES					
SOURCES					
Other Sources					
Transfers from Funds of Lapsed/Reorganized LEAs		8965	0.00	0.00	0.0%
Long-Term Debt Proceeds					
Proceeds from Capital Leases		8972	0.00	0.00	0.0%
All Other Financing Sources		8979	0.00	0.00	0.0%
(c) TOTAL, SOURCES			0.00	0.00	0.0%
USES					
Transfers of Funds from Lapsed/Reorganized LEAs		7651	0.00	0.00	0.0%
All Other Financing Uses		7699	0.00	0.00	0.0%
(d) TOTAL, USES			0.00	0.00	0.0%
CONTRIBUTIONS					
Contributions from Unrestricted Revenues		8980	0.00	0.00	0.0%
Contributions from Restricted Revenues		8990	0.00	0.00	0.0%
(e) TOTAL, CONTRIBUTIONS			0.00	0.00	0.0%
TOTAL, OTHER FINANCING SOURCES/USES (a - b + c - d + e)			0.00	0.00	0.0%

Description	Function Codes	Object Codes	2017-18 Estimated Actuals	2018-19 Budget	Percent Difference
A. REVENUES					
1) LCFF Sources		8010-8099	0.00	0.00	0.0%
2) Federal Revenue		8100-8299	0.00	0.00	0.0%
3) Other State Revenue		8300-8599	0.00	0.00	0.0%
4) Other Local Revenue		8600-8799	0.00	0.00	0.0%
5) TOTAL, REVENUES			0.00	0.00	0.0%
B. EXPENDITURES (Objects 1000-7999)					
1) Instruction	1000-1999		0.00	0.00	0.0%
2) Instruction - Related Services	2000-2999		0.00	0.00	0.0%
3) Pupil Services	3000-3999		0.00	0.00	0.0%
4) Ancillary Services	4000-4999		0.00	0.00	0.0%
5) Community Services	5000-5999		0.00	0.00	0.0%
6) Enterprise	6000-6999		0.00	0.00	0.0%
7) General Administration	7000-7999		0.00	0.00	0.0%
8) Plant Services	8000-8999		156,516.37	0.00	-100.0%
9) Other Outgo	9000-9999	Except 7600-7699	0.00	0.00	0.0%
10) TOTAL, EXPENDITURES			156,516.37	0.00	-100.0%
C. EXCESS (DEFICIENCY) OF REVENUES OVER EXPENDITURES BEFORE OTHER FINANCING SOURCES AND USES (A5 - B10)					
			(156,516.37)	0.00	-100.0%
D. OTHER FINANCING SOURCES/USES					
1) Interfund Transfers					
a) Transfers In		8900-8929	0.00	0.00	0.0%
b) Transfers Out		7600-7629	0.00	0.00	0.0%
2) Other Sources/Uses					
a) Sources		8930-8979	0.00	0.00	0.0%
b) Uses		7630-7699	0.00	0.00	0.0%
3) Contributions		8980-8999	0.00	0.00	0.0%
4) TOTAL, OTHER FINANCING SOURCES/USES			0.00	0.00	0.0%

Description	Function Codes	Object Codes	2017-18 Estimated Actuals	2018-19 Budget	Percent Difference
E. NET INCREASE (DECREASE) IN FUND BALANCE (C + D4)			(156,516.37)	0.00	-100.0%
F. FUND BALANCE, RESERVES					
1) Beginning Fund Balance					
a) As of July 1 - Unaudited					
		9791	160,613.37	4,097.00	-97.4%
b) Audit Adjustments					
		9793	0.00	0.00	0.0%
c) As of July 1 - Audited (F1a + F1b)					
			160,613.37	4,097.00	-97.4%
d) Other Restatements					
		9795	0.00	0.00	0.0%
e) Adjusted Beginning Balance (F1c + F1d)					
			160,613.37	4,097.00	-97.4%
2) Ending Balance, June 30 (E + F1e)					
			4,097.00	4,097.00	0.0%
Components of Ending Fund Balance					
a) Nonspendable					
Revolving Cash					
		9711	0.00	0.00	0.0%
Stores					
		9712	0.00	0.00	0.0%
Prepaid Items					
		9713	0.00	0.00	0.0%
All Others					
		9719	0.00	0.00	0.0%
b) Restricted					
		9740	0.00	0.00	0.0%
c) Committed					
Stabilization Arrangements					
		9750	0.00	0.00	0.0%
Other Commitments (by Resource/Object)					
		9760	0.00	0.00	0.0%
d) Assigned					
Other Assignments (by Resource/Object)					
		9780	4,097.00	4,097.00	0.0%
	0000	9780		4,097.00	
	0000	9780	4,097.00		
e) Unassigned/Unappropriated					
Reserve for Economic Uncertainties					
		9789	0.00	0.00	0.0%
Unassigned/Unappropriated Amount					
		9790	0.00	0.00	0.0%

Resource	Description	2017-18 Estimated Actuals	2018-19 Budget
<hr/>			
Total, Restricted Balance		0.00	0.00

CAPITAL PROJECTS FUNDS

Capital Projects Funds Definition

The Capital Projects Funds are used to account for resources used for the acquisition or construction of capital facilities by the District. This classification includes the Building, Capital Facilities Funds and Capital Project for Blended Components Units.

Description	Resource Codes	Object Codes	2017-18 Estimated Actuals	2018-19 Budget	Percent Difference
A. REVENUES					
1) LCFF Sources		8010-8099	0.00	0.00	0.0%
2) Federal Revenue		8100-8299	0.00	0.00	0.0%
3) Other State Revenue		8300-8599	0.00	0.00	0.0%
4) Other Local Revenue		8600-8799	3,165,752.78	0.00	-100.0%
5) TOTAL, REVENUES			3,165,752.78	0.00	-100.0%
B. EXPENDITURES					
1) Certificated Salaries		1000-1999	0.00	0.00	0.0%
2) Classified Salaries		2000-2999	751,722.48	697,455.00	-7.2%
3) Employee Benefits		3000-3999	246,889.91	301,024.00	21.9%
4) Books and Supplies		4000-4999	382,044.53	0.00	-100.0%
5) Services and Other Operating Expenditures		5000-5999	264,080.50	0.00	-100.0%
6) Capital Outlay		6000-6999	102,249,369.21	82,001,521.00	-19.8%
7) Other Outgo (excluding Transfers of Indirect Costs)		7100-7299, 7400-7499	0.00	0.00	0.0%
8) Other Outgo - Transfers of Indirect Costs		7300-7399	0.00	0.00	0.0%
9) TOTAL, EXPENDITURES			103,894,106.63	83,000,000.00	-20.1%
C. EXCESS (DEFICIENCY) OF REVENUES OVER EXPENDITURES BEFORE OTHER FINANCING SOURCES AND USES (A5 - B9)			(100,728,353.85)	(83,000,000.00)	-17.6%
D. OTHER FINANCING SOURCES/USES					
1) Interfund Transfers					
a) Transfers In		8900-8929	0.00	0.00	0.0%
b) Transfers Out		7600-7629	0.00	0.00	0.0%
2) Other Sources/Uses					
a) Sources		8930-8979	179,572.01	0.00	-100.0%
b) Uses		7630-7699	0.00	0.00	0.0%
3) Contributions		8980-8999	0.00	0.00	0.0%
4) TOTAL, OTHER FINANCING SOURCES/USES			179,572.01	0.00	-100.0%

Description	Resource Codes	Object Codes	2017-18 Estimated Actuals	2018-19 Budget	Percent Difference
E. NET INCREASE (DECREASE) IN FUND BALANCE (C + D4)			(100,548,781.84)	(83,000,000.00)	-17.5%
F. FUND BALANCE, RESERVES					
1) Beginning Fund Balance					
a) As of July 1 - Unaudited		9791	183,598,721.84	83,049,940.00	-54.8%
b) Audit Adjustments		9793	0.00	0.00	0.0%
c) As of July 1 - Audited (F1a + F1b)			183,598,721.84	83,049,940.00	-54.8%
d) Other Restatements		9795	0.00	0.00	0.0%
e) Adjusted Beginning Balance (F1c + F1d)			183,598,721.84	83,049,940.00	-54.8%
2) Ending Balance, June 30 (E + F1e)			83,049,940.00	49,940.00	-99.9%
Components of Ending Fund Balance					
a) Nonspendable					
Revolving Cash		9711	0.00	0.00	0.0%
Stores		9712	0.00	0.00	0.0%
Prepaid Items		9713	0.00	0.00	0.0%
All Others		9719	0.00	0.00	0.0%
b) Restricted			83,000,000.00	0.00	-100.0%
c) Committed					
Stabilization Arrangements		9750	0.00	0.00	0.0%
Other Commitments		9760	0.00	0.00	0.0%
d) Assigned					
Other Assignments		9780	49,940.00	49,940.00	0.0%
Building Fund	0000	9780		49,940.00	
Building Fund	0000	9780	49,940.00		
e) Unassigned/Unappropriated					
Reserve for Economic Uncertainties		9789	0.00	0.00	0.0%
Unassigned/Unappropriated Amount		9790	0.00	0.00	0.0%

Description	Resource Codes	Object Codes	2017-18 Estimated Actuals	2018-19 Budget	Percent Difference
G. ASSETS					
1) Cash					
a) in County Treasury		9110	12,432,118.29		
1) Fair Value Adjustment to Cash in County Treasury		9111	0.00		
b) in Banks		9120	370,672.65		
c) in Revolving Cash Account		9130	0.00		
d) with Fiscal Agent/Trustee		9135	141,511,319.17		
e) Collections Awaiting Deposit		9140	0.00		
2) Investments		9150	0.00		
3) Accounts Receivable		9200	0.00		
4) Due from Grantor Government		9290	0.00		
5) Due from Other Funds		9310	0.00		
6) Stores		9320	0.00		
7) Prepaid Expenditures		9330	0.00		
8) Other Current Assets		9340	0.00		
9) TOTAL, ASSETS			154,314,110.11		
H. DEFERRED OUTFLOWS OF RESOURCES					
1) Deferred Outflows of Resources		9490	0.00		
2) TOTAL, DEFERRED OUTFLOWS			0.00		
I. LIABILITIES					
1) Accounts Payable		9500	0.00		
2) Due to Grantor Governments		9590	0.00		
3) Due to Other Funds		9610	0.00		
4) Current Loans		9640	0.00		
5) Unearned Revenue		9650	0.00		
6) TOTAL, LIABILITIES			0.00		
J. DEFERRED INFLOWS OF RESOURCES					
1) Deferred Inflows of Resources		9690	0.00		
2) TOTAL, DEFERRED INFLOWS			0.00		
K. FUND EQUITY					
Ending Fund Balance, June 30 (G9 + H2) - (I6 + J2)			154,314,110.11		

Description	Resource Codes	Object Codes	2017-18 Estimated Actuals	2018-19 Budget	Percent Difference
FEDERAL REVENUE					
FEMA		8281	0.00	0.00	0.0%
All Other Federal Revenue		8290	0.00	0.00	0.0%
TOTAL, FEDERAL REVENUE			0.00	0.00	0.0%
OTHER STATE REVENUE					
Tax Relief Subventions Restricted Levies - Other					
Homeowners' Exemptions		8575	0.00	0.00	0.0%
Other Subventions/In-Lieu Taxes		8576	0.00	0.00	0.0%
All Other State Revenue		8590	0.00	0.00	0.0%
TOTAL, OTHER STATE REVENUE			0.00	0.00	0.0%
OTHER LOCAL REVENUE					
Other Local Revenue County and District Taxes					
Other Restricted Levies Secured Roll					
		8615	0.00	0.00	0.0%
		8616	0.00	0.00	0.0%
		8617	0.00	0.00	0.0%
		8618	0.00	0.00	0.0%
Non-Ad Valorem Taxes Parcel Taxes					
		8621	0.00	0.00	0.0%
		8622	0.00	0.00	0.0%
Community Redevelopment Funds Not Subject to LCFF Deduction					
		8625	0.00	0.00	0.0%
Penalties and Interest from Delinquent Non-LCFF Taxes					
		8629	0.00	0.00	0.0%
Sales Sale of Equipment/Supplies					
		8631	0.00	0.00	0.0%
Leases and Rentals					
		8650	0.00	0.00	0.0%
Interest					
		8660	892,633.21	0.00	-100.0%
Net Increase (Decrease) in the Fair Value of Investments					
		8662	0.00	0.00	0.0%
Other Local Revenue					
All Other Local Revenue		8699	2,273,119.57	0.00	-100.0%
All Other Transfers In from All Others		8799	0.00	0.00	0.0%
TOTAL, OTHER LOCAL REVENUE			3,165,752.78	0.00	-100.0%
TOTAL, REVENUES			3,165,752.78	0.00	-100.0%

Description	Resource Codes	Object Codes	2017-18 Estimated Actuals	2018-19 Budget	Percent Difference
CLASSIFIED SALARIES					
Classified Support Salaries		2200	0.00	0.00	0.0%
Classified Supervisors' and Administrators' Salaries		2300	566,388.31	427,070.00	-24.6%
Clerical, Technical and Office Salaries		2400	185,334.17	270,385.00	45.9%
Other Classified Salaries		2900	0.00	0.00	0.0%
TOTAL, CLASSIFIED SALARIES			751,722.48	697,455.00	-7.2%
EMPLOYEE BENEFITS					
STRS		3101-3102	0.00	0.00	0.0%
PERS		3201-3202	94,654.16	125,347.00	32.4%
OASDI/Medicare/Alternative		3301-3302	52,498.64	49,251.00	-6.2%
Health and Welfare Benefits		3401-3402	57,325.20	82,487.00	43.9%
Unemployment Insurance		3501-3502	372.59	344.00	-7.7%
Workers' Compensation		3601-3602	12,628.93	11,717.00	-7.2%
OPEB, Allocated		3701-3702	28,728.00	31,248.00	8.8%
OPEB, Active Employees		3751-3752	0.00	0.00	0.0%
Other Employee Benefits		3901-3902	682.39	630.00	-7.7%
TOTAL, EMPLOYEE BENEFITS			246,889.91	301,024.00	21.9%
BOOKS AND SUPPLIES					
Books and Other Reference Materials		4200	0.00	0.00	0.0%
Materials and Supplies		4300	182,901.99	0.00	-100.0%
Noncapitalized Equipment		4400	199,142.54	0.00	-100.0%
TOTAL, BOOKS AND SUPPLIES			382,044.53	0.00	-100.0%
SERVICES AND OTHER OPERATING EXPENDITURES					
Subagreements for Services		5100	0.00	0.00	0.0%
Travel and Conferences		5200	0.00	0.00	0.0%
Insurance		5400-5450	0.00	0.00	0.0%
Operations and Housekeeping Services		5500	0.00	0.00	0.0%
Rentals, Leases, Repairs, and Noncapitalized Improvements		5600	0.00	0.00	0.0%
Transfers of Direct Costs		5710	0.00	0.00	0.0%
Transfers of Direct Costs - Interfund		5750	0.00	0.00	0.0%

Description	Resource Codes	Object Codes	2017-18 Estimated Actuals	2018-19 Budget	Percent Difference
Professional/Consulting Services and Operating Expenditures		5800	264,080.50	0.00	-100.0%
Communications		5900	0.00	0.00	0.0%
TOTAL, SERVICES AND OTHER OPERATING EXPENDITURES			264,080.50	0.00	-100.0%
CAPITAL OUTLAY					
Land		6100	0.00	0.00	0.0%
Land Improvements		6170	20,393,703.89	0.00	-100.0%
Buildings and Improvements of Buildings		6200	75,598,185.68	82,001,521.00	8.5%
Books and Media for New School Libraries or Major Expansion of School Libraries		6300	0.00	0.00	0.0%
Equipment		6400	6,257,479.64	0.00	-100.0%
Equipment Replacement		6500	0.00	0.00	0.0%
TOTAL, CAPITAL OUTLAY			102,249,369.21	82,001,521.00	-19.8%
OTHER OUTGO (excluding Transfers of Indirect Costs)					
Other Transfers Out					
All Other Transfers Out to All Others		7299	0.00	0.00	0.0%
Debt Service					
Repayment of State School Building Fund Aid - Proceeds from Bonds		7435	0.00	0.00	0.0%
Debt Service - Interest		7438	0.00	0.00	0.0%
Other Debt Service - Principal		7439	0.00	0.00	0.0%
TOTAL, OTHER OUTGO (excluding Transfers of Indirect Costs)			0.00	0.00	0.0%
TOTAL, EXPENDITURES			103,894,106.63	83,000,000.00	-20.1%

Description	Resource Codes	Object Codes	2017-18 Estimated Actuals	2018-19 Budget	Percent Difference
INTERFUND TRANSFERS					
INTERFUND TRANSFERS IN					
Other Authorized Interfund Transfers In		8919	0.00	0.00	0.0%
(a) TOTAL, INTERFUND TRANSFERS IN			0.00	0.00	0.0%
INTERFUND TRANSFERS OUT					
To: State School Building Fund/ County School Facilities Fund		7613	0.00	0.00	0.0%
Other Authorized Interfund Transfers Out		7619	0.00	0.00	0.0%
(b) TOTAL, INTERFUND TRANSFERS OUT			0.00	0.00	0.0%

Description	Resource Codes	Object Codes	2017-18 Estimated Actuals	2018-19 Budget	Percent Difference
OTHER SOURCES/USES					
SOURCES					
Proceeds					
Proceeds from Sale of Bonds		8951	0.00	0.00	0.0%
Proceeds from Sale/Lease- Purchase of Land/Buildings		8953	179,572.01	0.00	-100.0%
Other Sources					
County School Bldg Aid		8961	0.00	0.00	0.0%
Transfers from Funds of Lapsed/Reorganized LEAs		8965	0.00	0.00	0.0%
Long-Term Debt Proceeds					
Proceeds from Certificates of Participation		8971	0.00	0.00	0.0%
Proceeds from Capital Leases		8972	0.00	0.00	0.0%
Proceeds from Lease Revenue Bonds		8973	0.00	0.00	0.0%
All Other Financing Sources		8979	0.00	0.00	0.0%
(c) TOTAL, SOURCES			179,572.01	0.00	-100.0%
USES					
Transfers of Funds from Lapsed/Reorganized LEAs		7651	0.00	0.00	0.0%
All Other Financing Uses		7699	0.00	0.00	0.0%
(d) TOTAL, USES			0.00	0.00	0.0%
CONTRIBUTIONS					
Contributions from Unrestricted Revenues		8980	0.00	0.00	0.0%
Contributions from Restricted Revenues		8990	0.00	0.00	0.0%
(e) TOTAL, CONTRIBUTIONS			0.00	0.00	0.0%
TOTAL, OTHER FINANCING SOURCES/USES (a - b + c - d + e)			179,572.01	0.00	-100.0%

Description	Function Codes	Object Codes	2017-18 Estimated Actuals	2018-19 Budget	Percent Difference
A. REVENUES					
1) LCFF Sources		8010-8099	0.00	0.00	0.0%
2) Federal Revenue		8100-8299	0.00	0.00	0.0%
3) Other State Revenue		8300-8599	0.00	0.00	0.0%
4) Other Local Revenue		8600-8799	3,165,752.78	0.00	-100.0%
5) TOTAL, REVENUES			3,165,752.78	0.00	-100.0%
B. EXPENDITURES (Objects 1000-7999)					
1) Instruction	1000-1999		0.00	0.00	0.0%
2) Instruction - Related Services	2000-2999		0.00	0.00	0.0%
3) Pupil Services	3000-3999		0.00	0.00	0.0%
4) Ancillary Services	4000-4999		0.00	0.00	0.0%
5) Community Services	5000-5999		0.00	0.00	0.0%
6) Enterprise	6000-6999		0.00	0.00	0.0%
7) General Administration	7000-7999		0.00	0.00	0.0%
8) Plant Services	8000-8999		103,894,106.63	83,000,000.00	-20.1%
9) Other Outgo	9000-9999	Except 7600-7699	0.00	0.00	0.0%
10) TOTAL, EXPENDITURES			103,894,106.63	83,000,000.00	-20.1%
C. EXCESS (DEFICIENCY) OF REVENUES OVER EXPENDITURES BEFORE OTHER FINANCING SOURCES AND USES (A5 - B10)			(100,728,353.85)	(83,000,000.00)	-17.6%
D. OTHER FINANCING SOURCES/USES					
1) Interfund Transfers					
a) Transfers In		8900-8929	0.00	0.00	0.0%
b) Transfers Out		7600-7629	0.00	0.00	0.0%
2) Other Sources/Uses					
a) Sources		8930-8979	179,572.01	0.00	-100.0%
b) Uses		7630-7699	0.00	0.00	0.0%
3) Contributions		8980-8999	0.00	0.00	0.0%
4) TOTAL, OTHER FINANCING SOURCES/USES			179,572.01	0.00	-100.0%

Description	Function Codes	Object Codes	2017-18 Estimated Actuals	2018-19 Budget	Percent Difference
E. NET INCREASE (DECREASE) IN FUND BALANCE (C + D4)			(100,548,781.84)	(83,000,000.00)	-17.5%
F. FUND BALANCE, RESERVES					
1) Beginning Fund Balance					
a) As of July 1 - Unaudited		9791	183,598,721.84	83,049,940.00	-54.8%
b) Audit Adjustments		9793	0.00	0.00	0.0%
c) As of July 1 - Audited (F1a + F1b)			183,598,721.84	83,049,940.00	-54.8%
d) Other Restatements		9795	0.00	0.00	0.0%
e) Adjusted Beginning Balance (F1c + F1d)			183,598,721.84	83,049,940.00	-54.8%
2) Ending Balance, June 30 (E + F1e)			83,049,940.00	49,940.00	-99.9%
Components of Ending Fund Balance					
a) Nonspendable					
Revolving Cash		9711	0.00	0.00	0.0%
Stores		9712	0.00	0.00	0.0%
Prepaid Items		9713	0.00	0.00	0.0%
All Others		9719	0.00	0.00	0.0%
b) Restricted			83,000,000.00	0.00	-100.0%
c) Committed					
Stabilization Arrangements		9750	0.00	0.00	0.0%
Other Commitments (by Resource/Object)		9760	0.00	0.00	0.0%
d) Assigned					
Other Assignments (by Resource/Object)		9780	49,940.00	49,940.00	0.0%
Building Fund	0000	9780		49,940.00	
Building Fund	0000	9780	49,940.00		
e) Unassigned/Unappropriated					
Reserve for Economic Uncertainties		9789	0.00	0.00	0.0%
Unassigned/Unappropriated Amount		9790	0.00	0.00	0.0%

Resource	Description	2017-18 Estimated Actuals	2018-19 Budget
9010	Other Restricted Local	83,000,000.00	0.00
Total, Restricted Balance		83,000,000.00	0.00

Description	Resource Codes	Object Codes	2017-18 Estimated Actuals	2018-19 Budget	Percent Difference
A. REVENUES					
1) LCFF Sources		8010-8099	0.00	0.00	0.0%
2) Federal Revenue		8100-8299	0.00	0.00	0.0%
3) Other State Revenue		8300-8599	0.00	0.00	0.0%
4) Other Local Revenue		8600-8799	3,224,842.16	2,000,000.00	-38.0%
5) TOTAL, REVENUES			3,224,842.16	2,000,000.00	-38.0%
B. EXPENDITURES					
1) Certificated Salaries		1000-1999	0.00	0.00	0.0%
2) Classified Salaries		2000-2999	0.00	0.00	0.0%
3) Employee Benefits		3000-3999	0.00	0.00	0.0%
4) Books and Supplies		4000-4999	10,924.86	0.00	-100.0%
5) Services and Other Operating Expenditures		5000-5999	50,558.07	0.00	-100.0%
6) Capital Outlay		6000-6999	2,377,252.45	11,300,000.00	375.3%
7) Other Outgo (excluding Transfers of Indirect Costs)		7100-7299, 7400-7499	1,130,374.00	0.00	-100.0%
8) Other Outgo - Transfers of Indirect Costs		7300-7399	0.00	0.00	0.0%
9) TOTAL, EXPENDITURES			3,569,109.38	11,300,000.00	216.6%
C. EXCESS (DEFICIENCY) OF REVENUES OVER EXPENDITURES BEFORE OTHER FINANCING SOURCES AND USES (A5 - B9)			(344,267.22)	(9,300,000.00)	2601.4%
D. OTHER FINANCING SOURCES/USES					
1) Interfund Transfers					
a) Transfers In		8900-8929	0.00	0.00	0.0%
b) Transfers Out		7600-7629	0.00	0.00	0.0%
2) Other Sources/Uses					
a) Sources		8930-8979	0.00	0.00	0.0%
b) Uses		7630-7699	0.00	0.00	0.0%
3) Contributions		8980-8999	0.00	0.00	0.0%
4) TOTAL, OTHER FINANCING SOURCES/USES			0.00	0.00	0.0%

Description	Resource Codes	Object Codes	2017-18 Estimated Actuals	2018-19 Budget	Percent Difference
E. NET INCREASE (DECREASE) IN FUND BALANCE (C + D4)			(344,267.22)	(9,300,000.00)	2601.4%
F. FUND BALANCE, RESERVES					
1) Beginning Fund Balance					
a) As of July 1 - Unaudited		9791	9,644,267.22	9,300,000.00	-3.6%
b) Audit Adjustments		9793	0.00	0.00	0.0%
c) As of July 1 - Audited (F1a + F1b)			9,644,267.22	9,300,000.00	-3.6%
d) Other Restatements		9795	0.00	0.00	0.0%
e) Adjusted Beginning Balance (F1c + F1d)			9,644,267.22	9,300,000.00	-3.6%
2) Ending Balance, June 30 (E + F1e)			9,300,000.00	0.00	-100.0%
Components of Ending Fund Balance					
a) Nonspendable					
Revolving Cash		9711	0.00	0.00	0.0%
Stores		9712	0.00	0.00	0.0%
Prepaid Items		9713	0.00	0.00	0.0%
All Others		9719	0.00	0.00	0.0%
b) Restricted					
		9740	0.00	0.00	0.0%
c) Committed					
Stabilization Arrangements		9750	0.00	0.00	0.0%
Other Commitments		9760	0.00	0.00	0.0%
d) Assigned					
Other Assignments		9780	9,300,000.00	0.00	-100.0%
Capital Facilities Fund	0000	9780	9,300,000.00		
e) Unassigned/Unappropriated					
Reserve for Economic Uncertainties		9789	0.00	0.00	0.0%
Unassigned/Unappropriated Amount		9790	0.00	0.00	0.0%

Description	Resource Codes	Object Codes	2017-18 Estimated Actuals	2018-19 Budget	Percent Difference
G. ASSETS					
1) Cash					
a) in County Treasury		9110	10,997,130.07		
1) Fair Value Adjustment to Cash in County Treasury		9111	0.00		
b) in Banks		9120	0.00		
c) in Revolving Cash Account		9130	0.00		
d) with Fiscal Agent/Trustee		9135	0.00		
e) Collections Awaiting Deposit		9140	1,137,438.23		
2) Investments		9150	0.00		
3) Accounts Receivable		9200	0.00		
4) Due from Grantor Government		9290	0.00		
5) Due from Other Funds		9310	0.00		
6) Stores		9320	0.00		
7) Prepaid Expenditures		9330	0.00		
8) Other Current Assets		9340	0.00		
9) TOTAL, ASSETS			12,134,568.30		
H. DEFERRED OUTFLOWS OF RESOURCES					
1) Deferred Outflows of Resources		9490	0.00		
2) TOTAL, DEFERRED OUTFLOWS			0.00		
I. LIABILITIES					
1) Accounts Payable		9500	0.00		
2) Due to Grantor Governments		9590	0.00		
3) Due to Other Funds		9610	0.00		
4) Current Loans		9640	0.00		
5) Unearned Revenue		9650	0.00		
6) TOTAL, LIABILITIES			0.00		
J. DEFERRED INFLOWS OF RESOURCES					
1) Deferred Inflows of Resources		9690	0.00		
2) TOTAL, DEFERRED INFLOWS			0.00		
K. FUND EQUITY					
Ending Fund Balance, June 30 (G9 + H2) - (I6 + J2)			12,134,568.30		

Description	Resource Codes	Object Codes	2017-18 Estimated Actuals	2018-19 Budget	Percent Difference
OTHER STATE REVENUE					
Tax Relief Subventions Restricted Levies - Other					
Homeowners' Exemptions		8575	0.00	0.00	0.0%
Other Subventions/In-Lieu Taxes		8576	0.00	0.00	0.0%
All Other State Revenue		8590	0.00	0.00	0.0%
TOTAL, OTHER STATE REVENUE			0.00	0.00	0.0%
OTHER LOCAL REVENUE					
Other Local Revenue County and District Taxes					
Other Restricted Levies Secured Roll		8615	0.00	0.00	0.0%
Unsecured Roll		8616	0.00	0.00	0.0%
Prior Years' Taxes		8617	0.00	0.00	0.0%
Supplemental Taxes		8618	0.00	0.00	0.0%
Non-Ad Valorem Taxes Parcel Taxes		8621	0.00	0.00	0.0%
Other		8622	0.00	0.00	0.0%
Community Redevelopment Funds Not Subject to LCFF Deduction		8625	795,670.16	0.00	-100.0%
Penalties and Interest from Delinquent Non-LCFF Taxes		8629	0.00	0.00	0.0%
Sales Sale of Equipment/Supplies		8631	0.00	0.00	0.0%
Interest		8660	29,172.00	0.00	-100.0%
Net Increase (Decrease) in the Fair Value of Investments		8662	0.00	0.00	0.0%
Fees and Contracts Mitigation/Developer Fees		8681	2,400,000.00	2,000,000.00	-16.7%
Other Local Revenue All Other Local Revenue		8699	0.00	0.00	0.0%
All Other Transfers In from All Others		8799	0.00	0.00	0.0%
TOTAL, OTHER LOCAL REVENUE			3,224,842.16	2,000,000.00	-38.0%
TOTAL, REVENUES			3,224,842.16	2,000,000.00	-38.0%

Description	Resource Codes	Object Codes	2017-18 Estimated Actuals	2018-19 Budget	Percent Difference
CERTIFICATED SALARIES					
Other Certificated Salaries		1900	0.00	0.00	0.0%
TOTAL, CERTIFICATED SALARIES			0.00	0.00	0.0%
CLASSIFIED SALARIES					
Classified Support Salaries		2200	0.00	0.00	0.0%
Classified Supervisors' and Administrators' Salaries		2300	0.00	0.00	0.0%
Clerical, Technical and Office Salaries		2400	0.00	0.00	0.0%
Other Classified Salaries		2900	0.00	0.00	0.0%
TOTAL, CLASSIFIED SALARIES			0.00	0.00	0.0%
EMPLOYEE BENEFITS					
STRS		3101-3102	0.00	0.00	0.0%
PERS		3201-3202	0.00	0.00	0.0%
OASDI/Medicare/Alternative		3301-3302	0.00	0.00	0.0%
Health and Welfare Benefits		3401-3402	0.00	0.00	0.0%
Unemployment Insurance		3501-3502	0.00	0.00	0.0%
Workers' Compensation		3601-3602	0.00	0.00	0.0%
OPEB, Allocated		3701-3702	0.00	0.00	0.0%
OPEB, Active Employees		3751-3752	0.00	0.00	0.0%
Other Employee Benefits		3901-3902	0.00	0.00	0.0%
TOTAL, EMPLOYEE BENEFITS			0.00	0.00	0.0%
BOOKS AND SUPPLIES					
Approved Textbooks and Core Curricula Materials		4100	0.00	0.00	0.0%
Books and Other Reference Materials		4200	0.00	0.00	0.0%
Materials and Supplies		4300	9,029.42	0.00	-100.0%
Noncapitalized Equipment		4400	1,895.44	0.00	-100.0%
TOTAL, BOOKS AND SUPPLIES			10,924.86	0.00	-100.0%

Description	Resource Codes	Object Codes	2017-18 Estimated Actuals	2018-19 Budget	Percent Difference
SERVICES AND OTHER OPERATING EXPENDITURES					
Subagreements for Services		5100	0.00	0.00	0.0%
Travel and Conferences		5200	0.00	0.00	0.0%
Insurance		5400-5450	0.00	0.00	0.0%
Operations and Housekeeping Services		5500	0.00	0.00	0.0%
Rentals, Leases, Repairs, and Noncapitalized Improvements		5600	0.00	0.00	0.0%
Transfers of Direct Costs		5710	0.00	0.00	0.0%
Transfers of Direct Costs - Interfund		5750	0.00	0.00	0.0%
Professional/Consulting Services and Operating Expenditures		5800	50,558.07	0.00	-100.0%
Communications		5900	0.00	0.00	0.0%
TOTAL, SERVICES AND OTHER OPERATING EXPENDITURES			50,558.07	0.00	-100.0%
CAPITAL OUTLAY					
Land		6100	0.00	0.00	0.0%
Land Improvements		6170	1,233,734.41	0.00	-100.0%
Buildings and Improvements of Buildings		6200	1,143,518.04	11,300,000.00	888.2%
Books and Media for New School Libraries or Major Expansion of School Libraries		6300	0.00	0.00	0.0%
Equipment		6400	0.00	0.00	0.0%
Equipment Replacement		6500	0.00	0.00	0.0%
TOTAL, CAPITAL OUTLAY			2,377,252.45	11,300,000.00	375.3%
OTHER OUTGO (excluding Transfers of Indirect Costs)					
Other Transfers Out					
All Other Transfers Out to All Others		7299	0.00	0.00	0.0%
Debt Service					
Debt Service - Interest		7438	930,374.00	0.00	-100.0%
Other Debt Service - Principal		7439	200,000.00	0.00	-100.0%
TOTAL, OTHER OUTGO (excluding Transfers of Indirect Costs)			1,130,374.00	0.00	-100.0%
TOTAL, EXPENDITURES			3,569,109.38	11,300,000.00	216.6%

Description	Resource Codes	Object Codes	2017-18 Estimated Actuals	2018-19 Budget	Percent Difference
INTERFUND TRANSFERS					
INTERFUND TRANSFERS IN					
Other Authorized Interfund Transfers In		8919	0.00	0.00	0.0%
(a) TOTAL, INTERFUND TRANSFERS IN			0.00	0.00	0.0%
INTERFUND TRANSFERS OUT					
To: State School Building Fund/ County School Facilities Fund		7613	0.00	0.00	0.0%
Other Authorized Interfund Transfers Out		7619	0.00	0.00	0.0%
(b) TOTAL, INTERFUND TRANSFERS OUT			0.00	0.00	0.0%
OTHER SOURCES/USES					
SOURCES					
Proceeds					
Proceeds from Sale/Lease- Purchase of Land/Buildings		8953	0.00	0.00	0.0%
Other Sources					
Transfers from Funds of Lapsed/Reorganized LEAs		8965	0.00	0.00	0.0%
Long-Term Debt Proceeds					
Proceeds from Certificates of Participation		8971	0.00	0.00	0.0%
Proceeds from Capital Leases		8972	0.00	0.00	0.0%
Proceeds from Lease Revenue Bonds		8973	0.00	0.00	0.0%
All Other Financing Sources		8979	0.00	0.00	0.0%
(c) TOTAL, SOURCES			0.00	0.00	0.0%
USES					
Transfers of Funds from Lapsed/Reorganized LEAs		7651	0.00	0.00	0.0%
All Other Financing Uses		7699	0.00	0.00	0.0%
(d) TOTAL, USES			0.00	0.00	0.0%
CONTRIBUTIONS					
Contributions from Unrestricted Revenues		8980	0.00	0.00	0.0%
Contributions from Restricted Revenues		8990	0.00	0.00	0.0%
(e) TOTAL, CONTRIBUTIONS			0.00	0.00	0.0%
TOTAL, OTHER FINANCING SOURCES/USES (a - b + c - d + e)			0.00	0.00	0.0%

Description	Function Codes	Object Codes	2017-18 Estimated Actuals	2018-19 Budget	Percent Difference
A. REVENUES					
1) LCFF Sources		8010-8099	0.00	0.00	0.0%
2) Federal Revenue		8100-8299	0.00	0.00	0.0%
3) Other State Revenue		8300-8599	0.00	0.00	0.0%
4) Other Local Revenue		8600-8799	3,224,842.16	2,000,000.00	-38.0%
5) TOTAL, REVENUES			3,224,842.16	2,000,000.00	-38.0%
B. EXPENDITURES (Objects 1000-7999)					
1) Instruction	1000-1999		0.00	0.00	0.0%
2) Instruction - Related Services	2000-2999		0.00	0.00	0.0%
3) Pupil Services	3000-3999		0.00	0.00	0.0%
4) Ancillary Services	4000-4999		0.00	0.00	0.0%
5) Community Services	5000-5999		0.00	0.00	0.0%
6) Enterprise	6000-6999		0.00	0.00	0.0%
7) General Administration	7000-7999		0.00	0.00	0.0%
8) Plant Services	8000-8999		2,438,735.38	11,300,000.00	363.4%
9) Other Outgo	9000-9999	Except 7600-7699	1,130,374.00	0.00	-100.0%
10) TOTAL, EXPENDITURES			3,569,109.38	11,300,000.00	216.6%
C. EXCESS (DEFICIENCY) OF REVENUES OVER EXPENDITURES BEFORE OTHER FINANCING SOURCES AND USES (A5 - B10)					
			(344,267.22)	(9,300,000.00)	2601.4%
D. OTHER FINANCING SOURCES/USES					
1) Interfund Transfers					
a) Transfers In		8900-8929	0.00	0.00	0.0%
b) Transfers Out		7600-7629	0.00	0.00	0.0%
2) Other Sources/Uses					
a) Sources		8930-8979	0.00	0.00	0.0%
b) Uses		7630-7699	0.00	0.00	0.0%
3) Contributions		8980-8999	0.00	0.00	0.0%
4) TOTAL, OTHER FINANCING SOURCES/USES			0.00	0.00	0.0%

Description	Function Codes	Object Codes	2017-18 Estimated Actuals	2018-19 Budget	Percent Difference
E. NET INCREASE (DECREASE) IN FUND BALANCE (C + D4)			(344,267.22)	(9,300,000.00)	2601.4%
F. FUND BALANCE, RESERVES					
1) Beginning Fund Balance					
a) As of July 1 - Unaudited		9791	9,644,267.22	9,300,000.00	-3.6%
b) Audit Adjustments		9793	0.00	0.00	0.0%
c) As of July 1 - Audited (F1a + F1b)			9,644,267.22	9,300,000.00	-3.6%
d) Other Restatements		9795	0.00	0.00	0.0%
e) Adjusted Beginning Balance (F1c + F1d)			9,644,267.22	9,300,000.00	-3.6%
2) Ending Balance, June 30 (E + F1e)			9,300,000.00	0.00	-100.0%
Components of Ending Fund Balance					
a) Nonspendable					
Revolving Cash		9711	0.00	0.00	0.0%
Stores		9712	0.00	0.00	0.0%
Prepaid Items		9713	0.00	0.00	0.0%
All Others		9719	0.00	0.00	0.0%
b) Restricted		9740	0.00	0.00	0.0%
c) Committed					
Stabilization Arrangements		9750	0.00	0.00	0.0%
Other Commitments (by Resource/Object)		9760	0.00	0.00	0.0%
d) Assigned					
Other Assignments (by Resource/Object)		9780	9,300,000.00	0.00	-100.0%
Capital Facilities Fund	0000	9780	9,300,000.00		
e) Unassigned/Unappropriated					
Reserve for Economic Uncertainties		9789	0.00	0.00	0.0%
Unassigned/Unappropriated Amount		9790	0.00	0.00	0.0%

Description	Resource Codes	Object Codes	2017-18 Estimated Actuals	2018-19 Budget	Percent Difference
A. REVENUES					
1) LCFF Sources		8010-8099	0.00	0.00	0.0%
2) Federal Revenue		8100-8299	0.00	0.00	0.0%
3) Other State Revenue		8300-8599	0.00	0.00	0.0%
4) Other Local Revenue		8600-8799	1,796,368.09	0.00	-100.0%
5) TOTAL, REVENUES			1,796,368.09	0.00	-100.0%
B. EXPENDITURES					
1) Certificated Salaries		1000-1999	0.00	0.00	0.0%
2) Classified Salaries		2000-2999	0.00	0.00	0.0%
3) Employee Benefits		3000-3999	0.00	0.00	0.0%
4) Books and Supplies		4000-4999	71,589.18	0.00	-100.0%
5) Services and Other Operating Expenditures		5000-5999	13,466.81	0.00	-100.0%
6) Capital Outlay		6000-6999	3,220,638.13	0.00	-100.0%
7) Other Outgo (excluding Transfers of Indirect Costs)		7100-7299, 7400-7499	0.00	0.00	0.0%
8) Other Outgo - Transfers of Indirect Costs		7300-7399	0.00	0.00	0.0%
9) TOTAL, EXPENDITURES			3,305,694.12	0.00	-100.0%
C. EXCESS (DEFICIENCY) OF REVENUES OVER EXPENDITURES BEFORE OTHER FINANCING SOURCES AND USES (A5 - B9)			(1,509,326.03)	0.00	-100.0%
D. OTHER FINANCING SOURCES/USES					
1) Interfund Transfers					
a) Transfers In		8900-8929	0.00	0.00	0.0%
b) Transfers Out		7600-7629	0.00	0.00	0.0%
2) Other Sources/Uses					
a) Sources		8930-8979	0.00	0.00	0.0%
b) Uses		7630-7699	0.00	0.00	0.0%
3) Contributions		8980-8999	0.00	0.00	0.0%
4) TOTAL, OTHER FINANCING SOURCES/USES			0.00	0.00	0.0%

Description	Resource Codes	Object Codes	2017-18 Estimated Actuals	2018-19 Budget	Percent Difference
E. NET INCREASE (DECREASE) IN FUND BALANCE (C + D4)			(1,509,326.03)	0.00	-100.0%
F. FUND BALANCE, RESERVES					
1) Beginning Fund Balance					
a) As of July 1 - Unaudited		9791	2,409,063.03	899,737.00	-62.7%
b) Audit Adjustments		9793	0.00	0.00	0.0%
c) As of July 1 - Audited (F1a + F1b)			2,409,063.03	899,737.00	-62.7%
d) Other Restatements		9795	0.00	0.00	0.0%
e) Adjusted Beginning Balance (F1c + F1d)			2,409,063.03	899,737.00	-62.7%
2) Ending Balance, June 30 (E + F1e)			899,737.00	899,737.00	0.0%
Components of Ending Fund Balance					
a) Nonspendable					
Revolving Cash		9711	0.00	0.00	0.0%
Stores		9712	0.00	0.00	0.0%
Prepaid Items		9713	0.00	0.00	0.0%
All Others		9719	0.00	0.00	0.0%
b) Restricted			0.00	0.00	0.0%
c) Committed					
Stabilization Arrangements		9750	0.00	0.00	0.0%
Other Commitments		9760	0.00	0.00	0.0%
d) Assigned					
Other Assignments		9780	899,737.00	899,737.00	0.0%
Capital Project Fund for Blended Componen	0000	9780		899,737.00	
Capital Project Fund For Blended Compone	0000	9780	899,737.00		
e) Unassigned/Unappropriated					
Reserve for Economic Uncertainties		9789	0.00	0.00	0.0%
Unassigned/Unappropriated Amount		9790	0.00	0.00	0.0%

Description	Resource Codes	Object Codes	2017-18 Estimated Actuals	2018-19 Budget	Percent Difference
G. ASSETS					
1) Cash					
a) in County Treasury		9110	2,763,315.92		
1) Fair Value Adjustment to Cash in County Treasury		9111	0.00		
b) in Banks		9120	0.00		
c) in Revolving Cash Account		9130	0.00		
d) with Fiscal Agent/Trustee		9135	0.00		
e) Collections Awaiting Deposit		9140	0.00		
2) Investments		9150	0.00		
3) Accounts Receivable		9200	0.00		
4) Due from Grantor Government		9290	0.00		
5) Due from Other Funds		9310	0.00		
6) Stores		9320	0.00		
7) Prepaid Expenditures		9330	0.00		
8) Other Current Assets		9340	0.00		
9) TOTAL, ASSETS			2,763,315.92		
H. DEFERRED OUTFLOWS OF RESOURCES					
1) Deferred Outflows of Resources		9490	0.00		
2) TOTAL, DEFERRED OUTFLOWS			0.00		
I. LIABILITIES					
1) Accounts Payable		9500	0.00		
2) Due to Grantor Governments		9590	0.00		
3) Due to Other Funds		9610	0.00		
4) Current Loans		9640	0.00		
5) Unearned Revenue		9650	0.00		
6) TOTAL, LIABILITIES			0.00		
J. DEFERRED INFLOWS OF RESOURCES					
1) Deferred Inflows of Resources		9690	0.00		
2) TOTAL, DEFERRED INFLOWS			0.00		
K. FUND EQUITY					
Ending Fund Balance, June 30 (G9 + H2) - (I6 + J2)			2,763,315.92		

Description	Resource Codes	Object Codes	2017-18 Estimated Actuals	2018-19 Budget	Percent Difference
FEDERAL REVENUE					
All Other Federal Revenue		8290	0.00	0.00	0.0%
TOTAL, FEDERAL REVENUE			0.00	0.00	0.0%
OTHER STATE REVENUE					
Tax Relief Subventions Restricted Levies - Other					
Homeowners' Exemptions		8575	0.00	0.00	0.0%
Other Subventions/In-Lieu Taxes		8576	0.00	0.00	0.0%
All Other State Revenue		8590	0.00	0.00	0.0%
TOTAL, OTHER STATE REVENUE			0.00	0.00	0.0%
OTHER LOCAL REVENUE					
Other Local Revenue County and District Taxes					
Other Restricted Levies					
Secured Roll		8615	0.00	0.00	0.0%
Unsecured Roll		8616	0.00	0.00	0.0%
Prior Years' Taxes		8617	0.00	0.00	0.0%
Supplemental Taxes		8618	0.00	0.00	0.0%
Non-Ad Valorem Taxes					
Parcel Taxes		8621	1,740,157.31	0.00	-100.0%
Other		8622	0.00	0.00	0.0%
Community Redevelopment Funds Not Subject to LCFF Deduction					
8625			0.00	0.00	0.0%
Penalties and Interest from Delinquent Non-LCFF Taxes					
8629			0.00	0.00	0.0%
Sales					
Sale of Equipment/Supplies		8631	0.00	0.00	0.0%
Leases and Rentals		8650	0.00	0.00	0.0%
Interest		8660	56,210.78	0.00	-100.0%
Net Increase (Decrease) in the Fair Value of Investments		8662	0.00	0.00	0.0%
Other Local Revenue					
All Other Local Revenue		8699	0.00	0.00	0.0%
All Other Transfers In from All Others		8799	0.00	0.00	0.0%
TOTAL, OTHER LOCAL REVENUE			1,796,368.09	0.00	-100.0%
TOTAL, REVENUES			1,796,368.09	0.00	-100.0%

Description	Resource Codes	Object Codes	2017-18 Estimated Actuals	2018-19 Budget	Percent Difference
CLASSIFIED SALARIES					
Classified Support Salaries		2200	0.00	0.00	0.0%
Classified Supervisors' and Administrators' Salaries		2300	0.00	0.00	0.0%
Clerical, Technical and Office Salaries		2400	0.00	0.00	0.0%
Other Classified Salaries		2900	0.00	0.00	0.0%
TOTAL, CLASSIFIED SALARIES			0.00	0.00	0.0%
EMPLOYEE BENEFITS					
STRS		3101-3102	0.00	0.00	0.0%
PERS		3201-3202	0.00	0.00	0.0%
OASDI/Medicare/Alternative		3301-3302	0.00	0.00	0.0%
Health and Welfare Benefits		3401-3402	0.00	0.00	0.0%
Unemployment Insurance		3501-3502	0.00	0.00	0.0%
Workers' Compensation		3601-3602	0.00	0.00	0.0%
OPEB, Allocated		3701-3702	0.00	0.00	0.0%
OPEB, Active Employees		3751-3752	0.00	0.00	0.0%
Other Employee Benefits		3901-3902	0.00	0.00	0.0%
TOTAL, EMPLOYEE BENEFITS			0.00	0.00	0.0%
BOOKS AND SUPPLIES					
Books and Other Reference Materials		4200	0.00	0.00	0.0%
Materials and Supplies		4300	31,617.26	0.00	-100.0%
Noncapitalized Equipment		4400	39,971.92	0.00	-100.0%
TOTAL, BOOKS AND SUPPLIES			71,589.18	0.00	-100.0%
SERVICES AND OTHER OPERATING EXPENDITURES					
Subagreements for Services		5100	0.00	0.00	0.0%
Travel and Conferences		5200	0.00	0.00	0.0%
Insurance		5400-5450	0.00	0.00	0.0%
Operations and Housekeeping Services		5500	0.00	0.00	0.0%
Rentals, Leases, Repairs, and Noncapitalized Improvements		5600	0.00	0.00	0.0%
Transfers of Direct Costs		5710	0.00	0.00	0.0%
Transfers of Direct Costs - Interfund		5750	0.00	0.00	0.0%

Description	Resource Codes	Object Codes	2017-18 Estimated Actuals	2018-19 Budget	Percent Difference
Professional/Consulting Services and Operating Expenditures		5800	13,466.81	0.00	-100.0%
Communications		5900	0.00	0.00	0.0%
TOTAL, SERVICES AND OTHER OPERATING EXPENDITURES			13,466.81	0.00	-100.0%
CAPITAL OUTLAY					
Land		6100	0.00	0.00	0.0%
Land Improvements		6170	76,500.00	0.00	-100.0%
Buildings and Improvements of Buildings		6200	3,144,138.13	0.00	-100.0%
Books and Media for New School Libraries or Major Expansion of School Libraries		6300	0.00	0.00	0.0%
Equipment		6400	0.00	0.00	0.0%
Equipment Replacement		6500	0.00	0.00	0.0%
TOTAL, CAPITAL OUTLAY			3,220,638.13	0.00	-100.0%
OTHER OUTGO (excluding Transfers of Indirect Costs)					
Other Transfers Out					
Transfers of Pass-Through Revenues To Districts or Charter Schools		7211	0.00	0.00	0.0%
To County Offices		7212	0.00	0.00	0.0%
To JPAs		7213	0.00	0.00	0.0%
All Other Transfers Out to All Others		7299	0.00	0.00	0.0%
Debt Service					
Repayment of State School Building Fund Aid - Proceeds from Bonds		7435	0.00	0.00	0.0%
Debt Service - Interest		7438	0.00	0.00	0.0%
Other Debt Service - Principal		7439	0.00	0.00	0.0%
TOTAL, OTHER OUTGO (excluding Transfers of Indirect Costs)			0.00	0.00	0.0%
TOTAL, EXPENDITURES			3,305,694.12	0.00	-100.0%

Description	Resource Codes	Object Codes	2017-18 Estimated Actuals	2018-19 Budget	Percent Difference
INTERFUND TRANSFERS					
INTERFUND TRANSFERS IN					
Other Authorized Interfund Transfers In		8919	0.00	0.00	0.0%
(a) TOTAL, INTERFUND TRANSFERS IN			0.00	0.00	0.0%
INTERFUND TRANSFERS OUT					
To: State School Building Fund/ County School Facilities Fund		7613	0.00	0.00	0.0%
Other Authorized Interfund Transfers Out		7619	0.00	0.00	0.0%
(b) TOTAL, INTERFUND TRANSFERS OUT			0.00	0.00	0.0%

Description	Resource Codes	Object Codes	2017-18 Estimated Actuals	2018-19 Budget	Percent Difference
OTHER SOURCES/USES					
SOURCES					
Proceeds					
Proceeds from Sale of Bonds		8951	0.00	0.00	0.0%
Other Sources					
County School Bldg Aid		8961	0.00	0.00	0.0%
Transfers from Funds of Lapsed/Reorganized LEAs		8965	0.00	0.00	0.0%
Long-Term Debt Proceeds					
Proceeds from Certificates of Participation		8971	0.00	0.00	0.0%
Proceeds from Capital Leases		8972	0.00	0.00	0.0%
Proceeds from Lease Revenue Bonds		8973	0.00	0.00	0.0%
All Other Financing Sources		8979	0.00	0.00	0.0%
(c) TOTAL, SOURCES			0.00	0.00	0.0%
USES					
Transfers of Funds from Lapsed/Reorganized LEAs		7651	0.00	0.00	0.0%
All Other Financing Uses		7699	0.00	0.00	0.0%
(d) TOTAL, USES			0.00	0.00	0.0%
CONTRIBUTIONS					
Contributions from Unrestricted Revenues		8980	0.00	0.00	0.0%
Contributions from Restricted Revenues		8990	0.00	0.00	0.0%
(e) TOTAL, CONTRIBUTIONS			0.00	0.00	0.0%
TOTAL, OTHER FINANCING SOURCES/USES (a - b + c - d + e)					
			0.00	0.00	0.0%

Description	Function Codes	Object Codes	2017-18 Estimated Actuals	2018-19 Budget	Percent Difference
A. REVENUES					
1) LCFF Sources		8010-8099	0.00	0.00	0.0%
2) Federal Revenue		8100-8299	0.00	0.00	0.0%
3) Other State Revenue		8300-8599	0.00	0.00	0.0%
4) Other Local Revenue		8600-8799	1,796,368.09	0.00	-100.0%
5) TOTAL, REVENUES			1,796,368.09	0.00	-100.0%
B. EXPENDITURES (Objects 1000-7999)					
1) Instruction	1000-1999		0.00	0.00	0.0%
2) Instruction - Related Services	2000-2999		0.00	0.00	0.0%
3) Pupil Services	3000-3999		0.00	0.00	0.0%
4) Ancillary Services	4000-4999		0.00	0.00	0.0%
5) Community Services	5000-5999		0.00	0.00	0.0%
6) Enterprise	6000-6999		0.00	0.00	0.0%
7) General Administration	7000-7999		0.00	0.00	0.0%
8) Plant Services	8000-8999		3,305,694.12	0.00	-100.0%
9) Other Outgo	9000-9999	Except 7600-7699	0.00	0.00	0.0%
10) TOTAL, EXPENDITURES			3,305,694.12	0.00	-100.0%
C. EXCESS (DEFICIENCY) OF REVENUES OVER EXPENDITURES BEFORE OTHER FINANCING SOURCES AND USES (A5 - B10)			(1,509,326.03)	0.00	-100.0%
D. OTHER FINANCING SOURCES/USES					
1) Interfund Transfers					
a) Transfers In		8900-8929	0.00	0.00	0.0%
b) Transfers Out		7600-7629	0.00	0.00	0.0%
2) Other Sources/Uses					
a) Sources		8930-8979	0.00	0.00	0.0%
b) Uses		7630-7699	0.00	0.00	0.0%
3) Contributions		8980-8999	0.00	0.00	0.0%
4) TOTAL, OTHER FINANCING SOURCES/USES			0.00	0.00	0.0%

Description	Function Codes	Object Codes	2017-18 Estimated Actuals	2018-19 Budget	Percent Difference
E. NET INCREASE (DECREASE) IN FUND BALANCE (C + D4)			(1,509,326.03)	0.00	-100.0%
F. FUND BALANCE, RESERVES					
1) Beginning Fund Balance					
a) As of July 1 - Unaudited		9791	2,409,063.03	899,737.00	-62.7%
b) Audit Adjustments		9793	0.00	0.00	0.0%
c) As of July 1 - Audited (F1a + F1b)			2,409,063.03	899,737.00	-62.7%
d) Other Restatements		9795	0.00	0.00	0.0%
e) Adjusted Beginning Balance (F1c + F1d)			2,409,063.03	899,737.00	-62.7%
2) Ending Balance, June 30 (E + F1e)			899,737.00	899,737.00	0.0%
Components of Ending Fund Balance					
a) Nonspendable					
Revolving Cash		9711	0.00	0.00	0.0%
Stores		9712	0.00	0.00	0.0%
Prepaid Items		9713	0.00	0.00	0.0%
All Others		9719	0.00	0.00	0.0%
b) Restricted			0.00	0.00	0.0%
c) Committed					
Stabilization Arrangements		9750	0.00	0.00	0.0%
Other Commitments (by Resource/Object)		9760	0.00	0.00	0.0%
d) Assigned					
Other Assignments (by Resource/Object)		9780	899,737.00	899,737.00	0.0%
Capital Project Fund for Blended Component	0000	9780		899,737.00	
Capital Project Fund For Blended Componer	0000	9780	899,737.00		
e) Unassigned/Unappropriated					
Reserve for Economic Uncertainties		9789	0.00	0.00	0.0%
Unassigned/Unappropriated Amount		9790	0.00	0.00	0.0%

DEBT SERVICE FUNDS

Debt Service Funds Definition

The Debt Service Funds are used to account for the accumulation of resources for, and the payment of, general long-term debt principal, interest, and related costs. This classification includes the Bond Interest and Redemption Fund.

Description	Resource Codes	Object Codes	2017-18 Estimated Actuals	2018-19 Budget	Percent Difference
A. REVENUES					
1) LCFF Sources		8010-8099	0.00	0.00	0.0%
2) Federal Revenue		8100-8299	0.00	0.00	0.0%
3) Other State Revenue		8300-8599	1,498,328.00	2,415,601.00	61.2%
4) Other Local Revenue		8600-8799	40,246,672.00	45,681,140.00	13.5%
5) TOTAL, REVENUES			41,745,000.00	48,096,741.00	15.2%
B. EXPENDITURES					
1) Certificated Salaries		1000-1999	0.00	0.00	0.0%
2) Classified Salaries		2000-2999	0.00	0.00	0.0%
3) Employee Benefits		3000-3999	0.00	0.00	0.0%
4) Books and Supplies		4000-4999	0.00	0.00	0.0%
5) Services and Other Operating Expenditures		5000-5999	0.00	0.00	0.0%
6) Capital Outlay		6000-6999	0.00	0.00	0.0%
7) Other Outgo (excluding Transfers of Indirect Costs)		7100-7299, 7400-7499	41,745,000.00	49,281,755.00	18.1%
8) Other Outgo - Transfers of Indirect Costs		7300-7399	0.00	0.00	0.0%
9) TOTAL, EXPENDITURES			41,745,000.00	49,281,755.00	18.1%
C. EXCESS (DEFICIENCY) OF REVENUES OVER EXPENDITURES BEFORE OTHER FINANCING SOURCES AND USES (A5 - B9)			0.00	(1,185,014.00)	New
D. OTHER FINANCING SOURCES/USES					
1) Interfund Transfers					
a) Transfers In		8900-8929	0.00	0.00	0.0%
b) Transfers Out		7600-7629	0.00	0.00	0.0%
2) Other Sources/Uses					
a) Sources		8930-8979	0.00	0.00	0.0%
b) Uses		7630-7699	0.00	0.00	0.0%
3) Contributions		8980-8999	0.00	0.00	0.0%
4) TOTAL, OTHER FINANCING SOURCES/USES			0.00	0.00	0.0%

Description	Resource Codes	Object Codes	2017-18 Estimated Actuals	2018-19 Budget	Percent Difference
E. NET INCREASE (DECREASE) IN FUND BALANCE (C + D4)			0.00	(1,185,014.00)	New
F. FUND BALANCE, RESERVES					
1) Beginning Fund Balance					
a) As of July 1 - Unaudited					
		9791	44,603,567.50	44,603,567.50	0.0%
b) Audit Adjustments					
		9793	0.00	0.00	0.0%
c) As of July 1 - Audited (F1a + F1b)					
			44,603,567.50	44,603,567.50	0.0%
d) Other Restatements					
		9795	0.00	0.00	0.0%
e) Adjusted Beginning Balance (F1c + F1d)					
			44,603,567.50	44,603,567.50	0.0%
2) Ending Balance, June 30 (E + F1e)					
Components of Ending Fund Balance					
a) Nonspendable					
Revolving Cash					
		9711	0.00	0.00	0.0%
Stores					
		9712	0.00	0.00	0.0%
Prepaid Items					
		9713	0.00	0.00	0.0%
All Others					
		9719	0.00	0.00	0.0%
b) Restricted					
		9740	0.00	0.00	0.0%
c) Committed					
Stabilization Arrangements					
		9750	0.00	0.00	0.0%
Other Commitments					
		9760	0.00	0.00	0.0%
d) Assigned					
Other Assignments					
		9780	44,603,567.50	43,418,553.50	-2.7%
	Bond Interest and Redemption Fund	0000		43,418,553.50	
	Bond Interest and Redemption Fund	0000	44,603,567.50		
e) Unassigned/Unappropriated					
Reserve for Economic Uncertainties					
		9789	0.00	0.00	0.0%
Unassigned/Unappropriated Amount					
		9790	0.00	0.00	0.0%

Description	Resource Codes	Object Codes	2017-18 Estimated Actuals	2018-19 Budget	Percent Difference
G. ASSETS					
1) Cash					
a) in County Treasury		9110	46,075,684.00		
1) Fair Value Adjustment to Cash in County Treasury		9111	0.00		
b) in Banks		9120	0.00		
c) in Revolving Cash Account		9130	0.00		
d) with Fiscal Agent/Trustee		9135	0.00		
e) Collections Awaiting Deposit		9140	0.00		
2) Investments		9150	7,910,606.00		
3) Accounts Receivable		9200	157,759.00		
4) Due from Grantor Government		9290	0.00		
5) Due from Other Funds		9310	0.00		
6) Stores		9320	0.00		
7) Prepaid Expenditures		9330	0.00		
8) Other Current Assets		9340	0.00		
9) TOTAL, ASSETS			54,144,049.00		
H. DEFERRED OUTFLOWS OF RESOURCES					
1) Deferred Outflows of Resources		9490	0.00		
2) TOTAL, DEFERRED OUTFLOWS			0.00		
I. LIABILITIES					
1) Accounts Payable		9500	0.00		
2) Due to Grantor Governments		9590	0.00		
3) Due to Other Funds		9610	0.00		
4) Current Loans		9640	0.00		
5) Unearned Revenue		9650	9,540,481.50		
6) TOTAL, LIABILITIES			9,540,481.50		
J. DEFERRED INFLOWS OF RESOURCES					
1) Deferred Inflows of Resources		9690	0.00		
2) TOTAL, DEFERRED INFLOWS			0.00		
K. FUND EQUITY					
Ending Fund Balance, June 30 (G9 + H2) - (I6 + J2)			44,603,567.50		

Description	Resource Codes	Object Codes	2017-18 Estimated Actuals	2018-19 Budget	Percent Difference
FEDERAL REVENUE					
All Other Federal Revenue		8290	0.00	0.00	0.0%
TOTAL, FEDERAL REVENUE			0.00	0.00	0.0%
OTHER STATE REVENUE					
Tax Relief Subventions Voted Indebtedness Levies					
Homeowners' Exemptions		8571	446,966.00	408,829.00	-8.5%
Other Subventions/In-Lieu Taxes		8572	1,051,362.00	2,006,772.00	90.9%
TOTAL, OTHER STATE REVENUE			1,498,328.00	2,415,601.00	61.2%
OTHER LOCAL REVENUE					
Other Local Revenue County and District Taxes Voted Indebtedness Levies Secured Roll		8611	39,015,269.00	44,064,435.00	12.9%
Unsecured Roll		8612	1,231,403.00	1,616,705.00	31.3%
Prior Years' Taxes		8613	0.00	0.00	0.0%
Supplemental Taxes		8614	0.00	0.00	0.0%
Penalties and Interest from Delinquent Non-LCFF Taxes		8629	0.00	0.00	0.0%
Interest		8660	0.00	0.00	0.0%
Net Increase (Decrease) in the Fair Value of Investments		8662	0.00	0.00	0.0%
Other Local Revenue All Other Local Revenue		8699	0.00	0.00	0.0%
All Other Transfers In from All Others		8799	0.00	0.00	0.0%
TOTAL, OTHER LOCAL REVENUE			40,246,672.00	45,681,140.00	13.5%
TOTAL, REVENUES			41,745,000.00	48,096,741.00	15.2%

Description	Resource Codes	Object Codes	2017-18 Estimated Actuals	2018-19 Budget	Percent Difference
OTHER OUTGO (excluding Transfers of Indirect Costs)					
Debt Service					
Bond Redemptions		7433	0.00	0.00	0.0%
Bond Interest and Other Service Charges		7434	8,800.00	17,000.00	93.2%
Debt Service - Interest		7438	17,219,396.00	20,363,088.00	18.3%
Other Debt Service - Principal		7439	24,516,804.00	28,901,667.00	17.9%
TOTAL, OTHER OUTGO (excluding Transfers of Indirect Costs)			41,745,000.00	49,281,755.00	18.1%
TOTAL, EXPENDITURES			41,745,000.00	49,281,755.00	18.1%

Description	Resource Codes	Object Codes	2017-18 Estimated Actuals	2018-19 Budget	Percent Difference
INTERFUND TRANSFERS					
INTERFUND TRANSFERS IN					
Other Authorized Interfund Transfers In		8919	0.00	0.00	0.0%
(a) TOTAL, INTERFUND TRANSFERS IN			0.00	0.00	0.0%
INTERFUND TRANSFERS OUT					
To: General Fund		7614	0.00	0.00	0.0%
Other Authorized Interfund Transfers Out		7619	0.00	0.00	0.0%
(b) TOTAL, INTERFUND TRANSFERS OUT			0.00	0.00	0.0%
OTHER SOURCES/USES					
SOURCES					
Other Sources					
Transfers from Funds of Lapsed/Reorganized LEAs		8965	0.00	0.00	0.0%
All Other Financing Sources		8979	0.00	0.00	0.0%
(c) TOTAL, SOURCES			0.00	0.00	0.0%
USES					
Transfers of Funds from Lapsed/Reorganized LEAs		7651	0.00	0.00	0.0%
All Other Financing Uses		7699	0.00	0.00	0.0%
(d) TOTAL, USES			0.00	0.00	0.0%
CONTRIBUTIONS					
Contributions from Unrestricted Revenues		8980	0.00	0.00	0.0%
Contributions from Restricted Revenues		8990	0.00	0.00	0.0%
(e) TOTAL, CONTRIBUTIONS			0.00	0.00	0.0%
TOTAL, OTHER FINANCING SOURCES/USES (a - b + c - d + e)			0.00	0.00	0.0%

Description	Function Codes	Object Codes	2017-18 Estimated Actuals	2018-19 Budget	Percent Difference
A. REVENUES					
1) LCFF Sources		8010-8099	0.00	0.00	0.0%
2) Federal Revenue		8100-8299	0.00	0.00	0.0%
3) Other State Revenue		8300-8599	1,498,328.00	2,415,601.00	61.2%
4) Other Local Revenue		8600-8799	40,246,672.00	45,681,140.00	13.5%
5) TOTAL, REVENUES			41,745,000.00	48,096,741.00	15.2%
B. EXPENDITURES (Objects 1000-7999)					
1) Instruction	1000-1999		0.00	0.00	0.0%
2) Instruction - Related Services	2000-2999		0.00	0.00	0.0%
3) Pupil Services	3000-3999		0.00	0.00	0.0%
4) Ancillary Services	4000-4999		0.00	0.00	0.0%
5) Community Services	5000-5999		0.00	0.00	0.0%
6) Enterprise	6000-6999		0.00	0.00	0.0%
7) General Administration	7000-7999		0.00	0.00	0.0%
8) Plant Services	8000-8999		0.00	0.00	0.0%
9) Other Outgo	9000-9999	Except 7600-7699	41,745,000.00	49,281,755.00	18.1%
10) TOTAL, EXPENDITURES			41,745,000.00	49,281,755.00	18.1%
C. EXCESS (DEFICIENCY) OF REVENUES OVER EXPENDITURES BEFORE OTHER FINANCING SOURCES AND USES (A5 - B10)					
			0.00	(1,185,014.00)	New
D. OTHER FINANCING SOURCES/USES					
1) Interfund Transfers					
a) Transfers In		8900-8929	0.00	0.00	0.0%
b) Transfers Out		7600-7629	0.00	0.00	0.0%
2) Other Sources/Uses					
a) Sources		8930-8979	0.00	0.00	0.0%
b) Uses		7630-7699	0.00	0.00	0.0%
3) Contributions		8980-8999	0.00	0.00	0.0%
4) TOTAL, OTHER FINANCING SOURCES/USES			0.00	0.00	0.0%

Description	Function Codes	Object Codes	2017-18 Estimated Actuals	2018-19 Budget	Percent Difference
E. NET INCREASE (DECREASE) IN FUND BALANCE (C + D4)			0.00	(1,185,014.00)	New
F. FUND BALANCE, RESERVES					
1) Beginning Fund Balance					
a) As of July 1 - Unaudited		9791	44,603,567.50	44,603,567.50	0.0%
b) Audit Adjustments		9793	0.00	0.00	0.0%
c) As of July 1 - Audited (F1a + F1b)			44,603,567.50	44,603,567.50	0.0%
d) Other Restatements		9795	0.00	0.00	0.0%
e) Adjusted Beginning Balance (F1c + F1d)			44,603,567.50	44,603,567.50	0.0%
2) Ending Balance, June 30 (E + F1e)			44,603,567.50	43,418,553.50	-2.7%
Components of Ending Fund Balance					
a) Nonspendable					
Revolving Cash		9711	0.00	0.00	0.0%
Stores		9712	0.00	0.00	0.0%
Prepaid Items		9713	0.00	0.00	0.0%
All Others		9719	0.00	0.00	0.0%
b) Restricted		9740	0.00	0.00	0.0%
c) Committed					
Stabilization Arrangements		9750	0.00	0.00	0.0%
Other Commitments (by Resource/Object)		9760	0.00	0.00	0.0%
d) Assigned					
Other Assignments (by Resource/Object)		9780	44,603,567.50	43,418,553.50	-2.7%
Bond Interest and Redemption Fund	0000	9780		43,418,553.50	
Bond Interest and Redemption Fund	0000	9780	44,603,567.50		
e) Unassigned/Unappropriated					
Reserve for Economic Uncertainties		9789	0.00	0.00	0.0%
Unassigned/Unappropriated Amount		9790	0.00	0.00	0.0%

PROPRIETARY FUNDS

Proprietary Funds Definition

Proprietary Funds are used to account for activities that are more business-like than government-like in nature. Business-type activities include those for which a fee is charged to external users or to other organizational units of the LEA, normally on a full cost-recovery basis. Proprietary funds are generally intended to be self-supporting. This classification includes the Self-Insurance fund, which includes the Dental/Vision fund.

Description	Resource Codes	Object Codes	2017-18 Estimated Actuals	2018-19 Budget	Percent Difference
A. REVENUES					
1) LCFF Sources		8010-8099	0.00	0.00	0.0%
2) Federal Revenue		8100-8299	0.00	0.00	0.0%
3) Other State Revenue		8300-8599	0.00	0.00	0.0%
4) Other Local Revenue		8600-8799	14,129,147.00	15,305,317.00	8.3%
5) TOTAL, REVENUES			14,129,147.00	15,305,317.00	8.3%
B. EXPENSES					
1) Certificated Salaries		1000-1999	0.00	0.00	0.0%
2) Classified Salaries		2000-2999	317,733.00	345,399.00	8.7%
3) Employee Benefits		3000-3999	206,731.00	223,055.00	7.9%
4) Books and Supplies		4000-4999	39,500.00	41,500.00	5.1%
5) Services and Other Operating Expenses		5000-5999	13,579,352.00	14,695,363.00	8.2%
6) Depreciation		6000-6999	0.00	0.00	0.0%
7) Other Outgo (excluding Transfers of Indirect Costs)		7100-7299, 7400-7499	0.00	0.00	0.0%
8) Other Outgo - Transfers of Indirect Costs		7300-7399	0.00	0.00	0.0%
9) TOTAL, EXPENSES			14,143,316.00	15,305,317.00	8.2%
C. EXCESS (DEFICIENCY) OF REVENUES OVER EXPENSES BEFORE OTHER FINANCING SOURCES AND USES (A5 - B9)			(14,169.00)	0.00	-100.0%
D. OTHER FINANCING SOURCES/USES					
1) Interfund Transfers					
a) Transfers In		8900-8929	0.00	0.00	0.0%
b) Transfers Out		7600-7629	0.00	0.00	0.0%
2) Other Sources/Uses					
a) Sources		8930-8979	0.00	0.00	0.0%
b) Uses		7630-7699	0.00	0.00	0.0%
3) Contributions		8980-8999	0.00	0.00	0.0%
4) TOTAL, OTHER FINANCING SOURCES/USES			0.00	0.00	0.0%

Description	Resource Codes	Object Codes	2017-18 Estimated Actuals	2018-19 Budget	Percent Difference
E. NET INCREASE (DECREASE) IN NET POSITION (C + D4)			(14,169.00)	0.00	-100.0%
F. NET POSITION					
1) Beginning Net Position					
a) As of July 1 - Unaudited		9791	9,862,313.84	9,848,144.84	-0.1%
b) Audit Adjustments		9793	0.00	0.00	0.0%
c) As of July 1 - Audited (F1a + F1b)			9,862,313.84	9,848,144.84	-0.1%
d) Other Restatements		9795	0.00	0.00	0.0%
e) Adjusted Beginning Net Position (F1c + F1d)			9,862,313.84	9,848,144.84	-0.1%
2) Ending Net Position, June 30 (E + F1e)			9,848,144.84	9,848,144.84	0.0%
Components of Ending Net Position					
a) Net Investment in Capital Assets		9796	9,848,144.84	9,848,144.84	0.0%
b) Restricted Net Position		9797	0.00	0.00	0.0%
c) Unrestricted Net Position		9790	0.00	0.00	0.0%

Description	Resource Codes	Object Codes	2017-18 Estimated Actuals	2018-19 Budget	Percent Difference
G. ASSETS					
1) Cash					
a) in County Treasury		9110	9,615,801.75		
1) Fair Value Adjustment to Cash in County Treasury		9111	0.00		
b) in Banks		9120	0.00		
c) in Revolving Cash Account		9130	0.00		
d) with Fiscal Agent/Trustee		9135	250,000.00		
e) Collections Awaiting Deposit		9140	22,628.94		
2) Investments		9150	0.00		
3) Accounts Receivable		9200	0.00		
4) Due from Grantor Government		9290	0.00		
5) Due from Other Funds		9310	0.00		
6) Stores		9320	0.00		
7) Prepaid Expenditures		9330	0.00		
8) Other Current Assets		9340	0.00		
9) Fixed Assets					
a) Land		9410	0.00		
b) Land Improvements		9420	0.00		
c) Accumulated Depreciation - Land Improvements		9425	0.00		
d) Buildings		9430	0.00		
e) Accumulated Depreciation - Buildings		9435	0.00		
f) Equipment		9440	0.00		
g) Accumulated Depreciation - Equipment		9445	0.00		
h) Work in Progress		9450	0.00		
10) TOTAL, ASSETS			9,888,430.69		
H. DEFERRED OUTFLOWS OF RESOURCES					
1) Deferred Outflows of Resources		9490	0.00		
2) TOTAL, DEFERRED OUTFLOWS			0.00		

Description	Resource Codes	Object Codes	2017-18 Estimated Actuals	2018-19 Budget	Percent Difference
I. LIABILITIES					
1) Accounts Payable		9500	756,175.34		
2) Due to Grantor Governments		9590	0.00		
3) Due to Other Funds		9610	0.00		
4) Current Loans		9640			
5) Unearned Revenue		9650	0.00		
6) Long-Term Liabilities					
a) Net Pension Liability		9663	0.00		
b) Total/Net OPEB Liability		9664	0.00		
c) Compensated Absences		9665	0.00		
d) COPs Payable		9666	0.00		
e) Capital Leases Payable		9667	0.00		
f) Lease Revenue Bonds Payable		9668	0.00		
g) Other General Long-Term Liabilities		9669	0.00		
7) TOTAL, LIABILITIES			756,175.34		
J. DEFERRED INFLOWS OF RESOURCES					
1) Deferred Inflows of Resources		9690	0.00		
2) TOTAL, DEFERRED INFLOWS			0.00		
K. NET POSITION					
Net Position, June 30 (G10 + H2) - (I7 + J2)			9,132,255.35		

Description	Resource Codes	Object Codes	2017-18 Estimated Actuals	2018-19 Budget	Percent Difference
OTHER STATE REVENUE					
STRS On-Behalf Pension Contributions	7690	8590	0.00	0.00	0.0%
All Other State Revenue	All Other	8590	0.00	0.00	0.0%
TOTAL, OTHER STATE REVENUE			0.00	0.00	0.0%
OTHER LOCAL REVENUE					
Other Local Revenue					
Sales					
Sale of Equipment/Supplies		8631	0.00	0.00	0.0%
Interest		8660	0.00	0.00	0.0%
Net Increase (Decrease) in the Fair Value of Investments		8662	0.00	0.00	0.0%
Fees and Contracts					
In-District Premiums/ Contributions		8674	14,129,147.00	15,305,317.00	8.3%
All Other Fees and Contracts		8689	0.00	0.00	0.0%
Other Local Revenue					
All Other Local Revenue		8699	0.00	0.00	0.0%
All Other Transfers In from All Others		8799	0.00	0.00	0.0%
TOTAL, OTHER LOCAL REVENUE			14,129,147.00	15,305,317.00	8.3%
TOTAL, REVENUES			14,129,147.00	15,305,317.00	8.3%

Description	Resource Codes	Object Codes	2017-18 Estimated Actuals	2018-19 Budget	Percent Difference
CERTIFICATED SALARIES					
Certificated Pupil Support Salaries		1200	0.00	0.00	0.0%
Certificated Supervisors' and Administrators' Salaries		1300	0.00	0.00	0.0%
TOTAL, CERTIFICATED SALARIES			0.00	0.00	0.0%
CLASSIFIED SALARIES					
Classified Support Salaries		2200	0.00	0.00	0.0%
Classified Supervisors' and Administrators' Salaries		2300	83,552.00	88,643.00	6.1%
Clerical, Technical and Office Salaries		2400	234,181.00	256,756.00	9.6%
Other Classified Salaries		2900	0.00	0.00	0.0%
TOTAL, CLASSIFIED SALARIES			317,733.00	345,399.00	8.7%
EMPLOYEE BENEFITS					
STRS		3101-3102	0.00	0.00	0.0%
PERS		3201-3202	48,850.00	61,995.00	26.9%
OASDI/Medicare/Alternative		3301-3302	23,054.00	25,158.00	9.1%
Health and Welfare Benefits		3401-3402	96,113.00	99,294.00	3.3%
Unemployment Insurance		3501-3502	179.00	164.00	-8.4%
Workers' Compensation		3601-3602	5,340.00	5,802.00	8.7%
OPEB, Allocated		3701-3702	32,987.00	30,447.00	-7.7%
OPEB, Active Employees		3751-3752	0.00	0.00	0.0%
Other Employee Benefits		3901-3902	208.00	195.00	-6.3%
TOTAL, EMPLOYEE BENEFITS			206,731.00	223,055.00	7.9%
BOOKS AND SUPPLIES					
Books and Other Reference Materials		4200	0.00	0.00	0.0%
Materials and Supplies		4300	24,500.00	26,000.00	6.1%
Noncapitalized Equipment		4400	15,000.00	15,500.00	3.3%
TOTAL, BOOKS AND SUPPLIES			39,500.00	41,500.00	5.1%

Description	Resource Codes	Object Codes	2017-18 Estimated Actuals	2018-19 Budget	Percent Difference
SERVICES AND OTHER OPERATING EXPENSES					
Subagreements for Services		5100	0.00	0.00	0.0%
Travel and Conferences		5200	11,000.00	11,000.00	0.0%
Dues and Memberships		5300	1,500.00	2,000.00	33.3%
Insurance		5400-5450	0.00	0.00	0.0%
Operations and Housekeeping Services		5500	0.00	0.00	0.0%
Rentals, Leases, Repairs, and Noncapitalized Improvements		5600	0.00	0.00	0.0%
Transfers of Direct Costs - Interfund		5750	4,000.00	4,000.00	0.0%
Professional/Consulting Services and Operating Expenditures		5800	13,562,852.00	14,678,363.00	8.2%
Communications		5900	0.00	0.00	0.0%
TOTAL, SERVICES AND OTHER OPERATING EXPENSES			13,579,352.00	14,695,363.00	8.2%
DEPRECIATION					
Depreciation Expense		6900	0.00	0.00	0.0%
TOTAL, DEPRECIATION			0.00	0.00	0.0%
TOTAL, EXPENSES			14,143,316.00	15,305,317.00	8.2%

Description	Resource Codes	Object Codes	2017-18 Estimated Actuals	2018-19 Budget	Percent Difference
INTERFUND TRANSFERS					
INTERFUND TRANSFERS IN					
Other Authorized Interfund Transfers In		8919	0.00	0.00	0.0%
(a) TOTAL, INTERFUND TRANSFERS IN			0.00	0.00	0.0%
INTERFUND TRANSFERS OUT					
Other Authorized Interfund Transfers Out		7619	0.00	0.00	0.0%
(b) TOTAL, INTERFUND TRANSFERS OUT			0.00	0.00	0.0%
OTHER SOURCES/USES					
SOURCES					
Other Sources					
Transfers from Funds of Lapsed/Reorganized LEAs		8965	0.00	0.00	0.0%
(c) TOTAL, SOURCES			0.00	0.00	0.0%
USES					
Transfers of Funds from Lapsed/Reorganized LEAs		7651	0.00	0.00	0.0%
(d) TOTAL, USES			0.00	0.00	0.0%
CONTRIBUTIONS					
Contributions from Unrestricted Revenues		8980	0.00	0.00	0.0%
Contributions from Restricted Revenues		8990	0.00	0.00	0.0%
(e) TOTAL, CONTRIBUTIONS			0.00	0.00	0.0%
TOTAL, OTHER FINANCING SOURCES/USES (a - b + c - d + e)			0.00	0.00	0.0%

Description	Function Codes	Object Codes	2017-18 Estimated Actuals	2018-19 Budget	Percent Difference
A. REVENUES					
1) LCFF Sources		8010-8099	0.00	0.00	0.0%
2) Federal Revenue		8100-8299	0.00	0.00	0.0%
3) Other State Revenue		8300-8599	0.00	0.00	0.0%
4) Other Local Revenue		8600-8799	14,129,147.00	15,305,317.00	8.3%
5) TOTAL, REVENUES			14,129,147.00	15,305,317.00	8.3%
B. EXPENSES (Objects 1000-7999)					
1) Instruction	1000-1999		0.00	0.00	0.0%
2) Instruction - Related Services	2000-2999		0.00	0.00	0.0%
3) Pupil Services	3000-3999		0.00	0.00	0.0%
4) Ancillary Services	4000-4999		0.00	0.00	0.0%
5) Community Services	5000-5999		0.00	0.00	0.0%
6) Enterprise	6000-6999		14,143,316.00	15,305,317.00	8.2%
7) General Administration	7000-7999		0.00	0.00	0.0%
8) Plant Services	8000-8999		0.00	0.00	0.0%
9) Other Outgo	9000-9999	Except 7600-7699	0.00	0.00	0.0%
10) TOTAL, EXPENSES			14,143,316.00	15,305,317.00	8.2%
C. EXCESS (DEFICIENCY) OF REVENUES OVER EXPENSES BEFORE OTHER FINANCING SOURCES AND USES (A5 - B10)					
			(14,169.00)	0.00	-100.0%
D. OTHER FINANCING SOURCES/USES					
1) Interfund Transfers					
a) Transfers In		8900-8929	0.00	0.00	0.0%
b) Transfers Out		7600-7629	0.00	0.00	0.0%
2) Other Sources/Uses					
a) Sources		8930-8979	0.00	0.00	0.0%
b) Uses		7630-7699	0.00	0.00	0.0%
3) Contributions		8980-8999	0.00	0.00	0.0%
4) TOTAL, OTHER FINANCING SOURCES/USES			0.00	0.00	0.0%

Description	Function Codes	Object Codes	2017-18 Estimated Actuals	2018-19 Budget	Percent Difference
E. NET INCREASE (DECREASE) IN NET POSITION (C + D4)			(14,169.00)	0.00	-100.0%
F. NET POSITION					
1) Beginning Net Position					
a) As of July 1 - Unaudited		9791	9,862,313.84	9,848,144.84	-0.1%
b) Audit Adjustments		9793	0.00	0.00	0.0%
c) As of July 1 - Audited (F1a + F1b)			9,862,313.84	9,848,144.84	-0.1%
d) Other Restatements		9795	0.00	0.00	0.0%
e) Adjusted Beginning Net Position (F1c + F1d)			9,862,313.84	9,848,144.84	-0.1%
2) Ending Net Position, June 30 (E + F1e)			9,848,144.84	9,848,144.84	0.0%
Components of Ending Net Position					
a) Net Investment in Capital Assets		9796	9,848,144.84	9,848,144.84	0.0%
b) Restricted Net Position		9797	0.00	0.00	0.0%
c) Unrestricted Net Position		9790	0.00	0.00	0.0%

Description	2017-18 Estimated Actuals			2018-19 Budget		
	P-2 ADA	Annual ADA	Funded ADA	Estimated P-2 ADA	Estimated Annual ADA	Estimated Funded ADA
A. DISTRICT						
1. Total District Regular ADA Includes Opportunity Classes, Home & Hospital, Special Day Class, Continuation Education, Special Education NPS/LCI and Extended Year, and Community Day School (includes Necessary Small School ADA)	38,567.56	38,567.56	38,673.62	38,477.56	38,477.56	38,567.56
2. Total Basic Aid Choice/Court Ordered Voluntary Pupil Transfer Regular ADA Includes Opportunity Classes, Home & Hospital, Special Day Class, Continuation Education, Special Education NPS/LCI and Extended Year, and Community Day School (ADA not included in Line A1 above)						
3. Total Basic Aid Open Enrollment Regular ADA Includes Opportunity Classes, Home & Hospital, Special Day Class, Continuation Education, Special Education NPS/LCI and Extended Year, and Community Day School (ADA not included in Line A1 above)						
4. Total, District Regular ADA (Sum of Lines A1 through A3)	38,567.56	38,567.56	38,673.62	38,477.56	38,477.56	38,567.56
5. District Funded County Program ADA						
a. County Community Schools	15.50	15.56	15.56	15.56	15.56	15.56
b. Special Education-Special Day Class	25.96	25.96	25.96	25.96	25.96	25.96
c. Special Education-NPS/LCI						
d. Special Education Extended Year	2.69	2.69	2.69	2.69	2.69	2.69
e. Other County Operated Programs: Opportunity Schools and Full Day Opportunity Classes, Specialized Secondary Schools						
f. County School Tuition Fund (Out of State Tuition) [EC 2000 and 46380]						
g. Total, District Funded County Program ADA (Sum of Lines A5a through A5f)	44.15	44.21	44.21	44.21	44.21	44.21
6. TOTAL DISTRICT ADA (Sum of Line A4 and Line A5g)	38,611.71	38,611.77	38,717.83	38,521.77	38,521.77	38,611.77
7. Adults in Correctional Facilities						
8. Charter School ADA (Enter Charter School ADA using Tab C. Charter School ADA)						

Description	2017-18 Estimated Actuals			2018-19 Budget		
	P-2 ADA	Annual ADA	Funded ADA	Estimated P-2 ADA	Estimated Annual ADA	Estimated Funded ADA
C. CHARTER SCHOOL ADA						
Authorizing LEAs reporting charter school SACS financial data in their Fund 01, 09, or 62 use this worksheet to report ADA for those charter schools. Charter schools reporting SACS financial data separately from their authorizing LEAs in Fund 01 or Fund 62 use this worksheet to report their ADA.						
FUND 01: Charter School ADA corresponding to SACS financial data reported in Fund 01.						
1. Total Charter School Regular ADA						
2. Charter School County Program Alternative Education ADA						
a. County Group Home and Institution Pupils						
b. Juvenile Halls, Homes, and Camps						
c. Probation Referred, On Probation or Parole, Expelled per EC 48915(a) or (c) [EC 2574(c)(4)(A)]						
d. Total, Charter School County Program Alternative Education ADA (Sum of Lines C2a through C2c)	0.00	0.00	0.00	0.00	0.00	0.00
3. Charter School Funded County Program ADA						
a. County Community Schools						
b. Special Education-Special Day Class						
c. Special Education-NPS/LCI						
d. Special Education Extended Year						
e. Other County Operated Programs: Opportunity Schools and Full Day Opportunity Classes, Specialized Secondary Schools						
f. Total, Charter School Funded County Program ADA (Sum of Lines C3a through C3e)	0.00	0.00	0.00	0.00	0.00	0.00
4. TOTAL CHARTER SCHOOL ADA (Sum of Lines C1, C2d, and C3f)	0.00	0.00	0.00	0.00	0.00	0.00
FUND 09 or 62: Charter School ADA corresponding to SACS financial data reported in Fund 09 or Fund 62.						
5. Total Charter School Regular ADA	1,778.30	1,778.30	1,778.30	1,768.24	1,768.24	1,768.24
6. Charter School County Program Alternative Education ADA						
a. County Group Home and Institution Pupils						
b. Juvenile Halls, Homes, and Camps						
c. Probation Referred, On Probation or Parole, Expelled per EC 48915(a) or (c) [EC 2574(c)(4)(A)]						
d. Total, Charter School County Program Alternative Education ADA (Sum of Lines C6a through C6c)	0.00	0.00	0.00	0.00	0.00	0.00
7. Charter School Funded County Program ADA						
a. County Community Schools						
b. Special Education-Special Day Class						
c. Special Education-NPS/LCI						
d. Special Education Extended Year						
e. Other County Operated Programs: Opportunity Schools and Full Day Opportunity Classes, Specialized Secondary Schools						
f. Total, Charter School Funded County Program ADA (Sum of Lines C7a through C7e)	0.00	0.00	0.00	0.00	0.00	0.00
8. TOTAL CHARTER SCHOOL ADA (Sum of Lines C5, C6d, and C7f)	1,778.30	1,778.30	1,778.30	1,768.24	1,768.24	1,768.24
9. TOTAL CHARTER SCHOOL ADA Reported in Fund 01, 09, or 62 (Sum of Lines C4 and C8)	1,778.30	1,778.30	1,778.30	1,768.24	1,768.24	1,768.24

Provide methodology and assumptions used to estimate ADA, enrollment, revenues, expenditures, reserves and fund balance, and multiyear commitments (including cost-of-living adjustments).

Deviations from the standards must be explained and may affect the approval of the budget.

CRITERIA AND STANDARDS

1. CRITERION: Average Daily Attendance

STANDARD: Funded average daily attendance (ADA) has not been overestimated in 1) the first prior fiscal year OR in 2) two or more of the previous three fiscal years by more than the following percentage levels:

Percentage Level	District ADA
3.0%	0 to 300
2.0%	301 to 1,000
1.0%	1,001 and over

District ADA (Form A, Estimated P-2 ADA column, lines A4 and C4):

District's ADA Standard Percentage Level:

1A. Calculating the District's ADA Variances

DATA ENTRY: For the Third, Second, and First Prior Years, enter Estimated Funded ADA in the Original Budget Funded ADA column; enter district regular ADA and charter school ADA corresponding to financial data reported in the General Fund, only, for the Third, Second, and First Prior Years. All other data are extracted.

Fiscal Year	Original Budget Funded ADA (Form A, Lines A4 and C4)	Estimated/Unaudited Actuals Funded ADA (Form A, Lines A4 and C4)	ADA Variance Level (If Budget is greater than Actuals, else N/A)	Status
Third Prior Year (2015-16)				
District Regular	38,925	38,904		
Charter School				
Total ADA	38,925	38,904	0.1%	Met
Second Prior Year (2016-17)				
District Regular	38,837	38,913		
Charter School				
Total ADA	38,837	38,913	N/A	Met
First Prior Year (2017-18)				
District Regular	38,686	38,674		
Charter School		0		
Total ADA	38,686	38,674	0.0%	Met
Budget Year (2018-19)				
District Regular	38,568			
Charter School	0			
Total ADA	38,568			

1B. Comparison of District ADA to the Standard

DATA ENTRY: Enter an explanation if the standard is not met.

1a. STANDARD MET - Funded ADA has not been overestimated by more than the standard percentage level for the first prior year.

Explanation:
(required if NOT met)

1b. STANDARD MET - Funded ADA has not been overestimated by more than the standard percentage level for two or more of the previous three years.

Explanation:
(required if NOT met)

2. CRITERION: Enrollment

STANDARD: Projected enrollment has not been overestimated in 1) the first prior fiscal year OR in 2) two or more of the previous three fiscal years by more than the following percentage levels:

Percentage Level	District ADA		
3.0%	0	to	300
2.0%	301	to	1,000
1.0%	1,001	and	over

District ADA (Form A, Estimated P-2 ADA column, lines A4 and C4):

District's Enrollment Standard Percentage Level:

2A. Calculating the District's Enrollment Variances

DATA ENTRY: Enter data in the Enrollment, Budget, column for all fiscal years and in the Enrollment, CBEDS Actual column for the First Prior Year; all other data are extracted or calculated. CBEDS Actual enrollment data preloaded in the District Regular lines will include both District Regular and Charter School enrollment. Districts will need to adjust the District Regular enrollment lines and the Charter School enrollment lines accordingly. Enter district regular enrollment and charter school enrollment corresponding to financial data reported in the General Fund, only, for all fiscal years.

Fiscal Year	Budget	Enrollment CBEDS Actual	Enrollment Variance Level (If Budget is greater than Actual, else N/A)	Status
Third Prior Year (2015-16)				
District Regular	40,605	41,027		
Charter School				
Total Enrollment	40,605	41,027	N/A	Met
Second Prior Year (2016-17)				
District Regular	40,603	41,079		
Charter School				
Total Enrollment	40,603	41,079	N/A	Met
First Prior Year (2017-18)				
District Regular	40,940	40,855		
Charter School				
Total Enrollment	40,940	40,855	0.2%	Met
Budget Year (2018-19)				
District Regular	40,610			
Charter School				
Total Enrollment	40,610			

2B. Comparison of District Enrollment to the Standard

DATA ENTRY: Enter an explanation if the standard is not met.

1a. STANDARD MET - Enrollment has not been overestimated by more than the standard percentage level for the first prior year.

Explanation:
(required if NOT met)

1b. STANDARD MET - Enrollment has not been overestimated by more than the standard percentage level for two or more of the previous three years.

Explanation:
(required if NOT met)

3. CRITERION: ADA to Enrollment

STANDARD: Projected second period (P-2) average daily attendance (ADA) to enrollment ratio for any of the budget year or two subsequent fiscal years has not increased from the historical average ratio from the three prior fiscal years by more than one half of one percent (0.5%).

3A. Calculating the District's ADA to Enrollment Standard

DATA ENTRY: All data are extracted or calculated. Data should reflect district regular and charter school ADA/enrollment corresponding to financial data reported in the General Fund, only, for all fiscal years.

Fiscal Year	P-2 ADA Estimated/Unaudited Actuals (Form A, Lines A4 and C4)	Enrollment CBEDS Actual (Criterion 2, Item 2A)	Historical Ratio of ADA to Enrollment
Third Prior Year (2015-16)			
District Regular	38,837	41,027	
Charter School		0	
Total ADA/Enrollment	38,837	41,027	94.7%
Second Prior Year (2016-17)			
District Regular	38,737	41,079	
Charter School			
Total ADA/Enrollment	38,737	41,079	94.3%
First Prior Year (2017-18)			
District Regular	38,568	40,855	
Charter School	0		
Total ADA/Enrollment	38,568	40,855	94.4%
Historical Average Ratio:			94.5%
District's ADA to Enrollment Standard (historical average ratio plus 0.5%):			95.0%

3B. Calculating the District's Projected Ratio of ADA to Enrollment

DATA ENTRY: Enter data in the Estimated P-2 ADA column for the two subsequent years. Enter data in the Enrollment column for the two subsequent years. Data should reflect district regular and charter school ADA/enrollment corresponding to financial data reported in the General Fund only, for all fiscal years. All other data are extracted or calculated.

Fiscal Year	Estimated P-2 ADA Budget (Form A, Lines A4 and C4)	Enrollment Budget/Projected (Criterion 2, Item 2A)	Ratio of ADA to Enrollment	Status
Budget Year (2018-19)				
District Regular	38,478	40,610		
Charter School	0			
Total ADA/Enrollment	38,478	40,610	94.8%	Met
1st Subsequent Year (2019-20)				
District Regular	38,388	40,610		
Charter School				
Total ADA/Enrollment	38,388	40,610	94.5%	Met
2nd Subsequent Year (2020-21)				
District Regular	38,298	40,610		
Charter School				
Total ADA/Enrollment	38,298	40,610	94.3%	Met

3C. Comparison of District ADA to Enrollment Ratio to the Standard

DATA ENTRY: Enter an explanation if the standard is not met.

- 1a. STANDARD MET - Projected P-2 ADA to enrollment ratio has not exceeded the standard for the budget and two subsequent fiscal years.

Explanation:
(required if NOT met)

4. CRITERION: LCFF Revenue

STANDARD: Projected local control funding formula (LCFF) revenue for any of the budget year or two subsequent fiscal years has not changed from the prior fiscal year by more than the change in population, plus the district's gap funding or cost-of-living adjustment (COLA)¹ and its economic recovery target payment, plus or minus one percent.

For basic aid districts, projected LCFF revenue has not changed from the prior fiscal year by more than the percent change in property tax revenues plus or minus one percent.

For districts funded by necessary small school formulas, projected LCFF revenue has not changed from the prior fiscal year amount by more than the district's gap funding or COLA¹ and its economic recovery target payment, plus or minus one percent.

¹Districts that are already at or above their LCFF target funding as described in Education Code Section 42238.03(d) receive no gap funding. These districts have a COLA applied to their LCFF target, but their year-over-year revenue increase might be less than the statutory COLA due to certain local factors and components of the funding formula.

4A. District's LCFF Revenue Standard

Indicate which standard applies:

LCFF Revenue

Basic Aid

Necessary Small School

The District must select which LCFF revenue standard applies.

LCFF Revenue Standard selected: LCFF Revenue

4A1. Calculating the District's LCFF Revenue Standard

DATA ENTRY: Enter LCFF Target amounts for the budget and two subsequent fiscal years.
Enter data in Step 1a for the two subsequent fiscal years. All other data is extracted or calculated.
Enter data for Steps 2a through 2d. All other data is calculated.

Projected LCFF Revenue

If Yes, then COLA amount in Line 2b2 is used in Line 2e Total calculation.
If No, then Gap Funding in Line 2c is used in Line 2e Total calculation.
Note: For 2018-19 transitional year, both COLA and Gap will be included in Line 2e Total calculation.

Has the District reached its LCFF target funding level?

	Budget Year (2018-19)	1st Subsequent Year (2019-20)	2nd Subsequent Year (2020-21)	
LCFF Target (Reference Only)	395,472,932.00	405,165,387.00	414,870,675.00	
Step 1 - Change in Population	Prior Year (2017-18)	Budget Year (2018-19)	1st Subsequent Year (2019-20)	2nd Subsequent Year (2020-21)
a. ADA (Funded) (Form A, lines A6 and C4)	38,717.83	38,611.77	38,521.77	38,431.77
b. Prior Year ADA (Funded)		38,717.83	38,611.77	38,521.77
c. Difference (Step 1a minus Step 1b)		(106.06)	(90.00)	(90.00)
d. Percent Change Due to Population (Step 1c divided by Step 1b)		-0.27%	-0.23%	-0.23%
Step 2 - Change in Funding Level				
a. Prior Year LCFF Funding	373,014,199.00	395,472,932.00	405,165,387.00	
b1. COLA percentage (if district is at target)		3.00%	2.57%	
b2. COLA amount (proxy for purposes of this criterion)	0.00	11,864,187.96	10,412,750.45	
c. Gap Funding (if district is not at target)				
d. Economic Recovery Target Funding (current year increment)	23,321,191.00			
e. Total (Lines 2b2 or 2c, as applicable, plus Line 2d)	23,321,191.00	11,864,187.96	10,412,750.45	
f. Percent Change Due to Funding Level (Step 2e divided by Step 2a)	6.25%	3.00%	2.57%	
Step 3 - Total Change in Population and Funding Level (Step 1d plus Step 2f)				
	5.98%	2.77%	2.34%	
LCFF Revenue Standard (Step 3, plus/minus 1%):	4.98% to 6.98%	1.77% to 3.77%	1.34% to 3.34%	

4A2. Alternate LCFF Revenue Standard - Basic Aid

DATA ENTRY: If applicable to your district, input data in the 1st and 2nd Subsequent Year columns for projected local property taxes; all other data are extracted or calculated.

Basic Aid District Projected LCFF Revenue

	Prior Year (2017-18)	Budget Year (2018-19)	1st Subsequent Year (2019-20)	2nd Subsequent Year (2020-21)
Projected Local Property Taxes (Form 01, Objects 8021 - 8089)	92,024,175.00	92,024,175.00		
Percent Change from Previous Year		N/A	N/A	N/A
Basic Aid Standard (percent change from previous year, plus/minus 1%):		N/A	N/A	N/A

4A3. Alternate LCFF Revenue Standard - Necessary Small School

DATA ENTRY: All data are extracted or calculated.

Necessary Small School District Projected LCFF Revenue

	Budget Year (2018-19)	1st Subsequent Year (2019-20)	2nd Subsequent Year (2020-21)
Necessary Small School Standard (Gap Funding or COLA, plus Economic Recovery Target Payment, Step 2f, plus/minus 1%):	N/A	N/A	N/A

4B. Calculating the District's Projected Change in LCFF Revenue

DATA ENTRY: Enter data in the 1st and 2nd Subsequent Year columns for LCFF Revenue; all other data are extracted or calculated.

	Prior Year (2017-18)	Budget Year (2018-19)	1st Subsequent Year (2019-20)	2nd Subsequent Year (2020-21)
LCFF Revenue (Fund 01, Objects 8011, 8012, 8020-8089)	384,298,809.00	406,071,367.00	415,785,559.00	425,512,638.00
District's Projected Change in LCFF Revenue:		5.67%	2.39%	2.34%
LCFF Revenue Standard:		4.98% to 6.98%	1.77% to 3.77%	1.34% to 3.34%
Status:		Met	Met	Met

4C. Comparison of District LCFF Revenue to the Standard

DATA ENTRY: Enter an explanation if the standard is not met.

- 1a. STANDARD MET - Projected change in LCFF revenue has met the standard for the budget and two subsequent fiscal years.

Explanation:
(required if NOT met)

5. CRITERION: Salaries and Benefits

STANDARD: Projected ratio of total unrestricted salaries and benefits to total unrestricted general fund expenditures for any of the budget year or two subsequent fiscal years has not changed from the historical average ratio from the three prior fiscal years by more than the greater of three percent or the district's required reserves percentage.

5A. Calculating the District's Historical Average Ratio of Unrestricted Salaries and Benefits to Total Unrestricted General Fund Expenditures

DATA ENTRY: All data are extracted or calculated.

Fiscal Year	Estimated/Unaudited Actuals - Unrestricted (Resources 0000-1999)		Ratio of Unrestricted Salaries and Benefits to Total Unrestricted Expenditures
	Salaries and Benefits (Form 01, Objects 1000-3999)	Total Expenditures (Form 01, Objects 1000-7499)	
Third Prior Year (2015-16)	265,639,953.31	292,595,339.11	90.8%
Second Prior Year (2016-17)	285,047,901.25	314,545,462.26	90.6%
First Prior Year (2017-18)	293,893,741.76	330,955,555.42	88.8%
	Historical Average Ratio:		90.1%

	Budget Year (2018-19)	1st Subsequent Year (2019-20)	2nd Subsequent Year (2020-21)
District's Reserve Standard Percentage (Criterion 10B, Line 4):	2.0%	2.0%	2.0%
District's Salaries and Benefits Standard (historical average ratio, plus/minus the greater of 3% or the district's reserve standard percentage):	87.1% to 93.1%	87.1% to 93.1%	87.1% to 93.1%

5B. Calculating the District's Projected Ratio of Unrestricted Salaries and Benefits to Total Unrestricted General Fund Expenditures

DATA ENTRY: If Form MYP exists, Unrestricted Salaries and Benefits, and Total Unrestricted Expenditures data for the 1st and 2nd Subsequent Years will be extracted; if not, enter data for the two subsequent years. All other data are extracted or calculated.

Fiscal Year	Budget - Unrestricted (Resources 0000-1999)		Ratio of Unrestricted Salaries and Benefits to Total Unrestricted Expenditures	Status
	Salaries and Benefits (Form MYP, Lines B1-B3)	Total Expenditures (Form MYP, Lines B1-B8, B10)		
Budget Year (2018-19)	329,355,732.21	368,417,684.72	89.4%	Met
1st Subsequent Year (2019-20)	335,262,496.69	352,794,883.49	95.0%	Not Met
2nd Subsequent Year (2020-21)	344,945,414.31	344,538,237.00	100.1%	Not Met

5C. Comparison of District Salaries and Benefits Ratio to the Standard

DATA ENTRY: Enter an explanation if the standard is not met.

- 1a. STANDARD NOT MET - Projected ratio(s) of unrestricted salary and benefit costs to total unrestricted expenditures are outside the standard in one or more of the budget or two subsequent fiscal years. Provide reasons why the projection(s) exceed the standard, a description of the methods and assumptions used in projecting salaries and benefits, and what changes, if any, will be made to bring the projected salary and benefit costs within the standard.

Explanation:
(required if NOT met)

Our Board and Superintendent are assessing the viability of a budgeting allocation methodology that focuses greater attention on the use of metrics that result in increased student achievement while eliminating the structural deficit.

6. CRITERION: Other Revenues and Expenditures

STANDARD: Projected operating revenues (including federal, other state, and other local) or expenditures (including books and supplies, and services and other operating), for any of the budget year or two subsequent fiscal years, have not changed from the prior fiscal year amount by more than the percentage change in population and the funded cost-of-living adjustment (COLA) plus or minus ten percent.

For each major object category, changes that exceed the percentage change in population and the funded COLA plus or minus five percent must be explained.

6A. Calculating the District's Other Revenues and Expenditures Standard Percentage Ranges

DATA ENTRY: All data are extracted or calculated.

	Budget Year (2018-19)	1st Subsequent Year (2019-20)	2nd Subsequent Year (2020-21)
1. District's Change in Population and Funding Level (Criterion 4A1, Step 3):	5.98%	2.77%	2.34%
2. District's Other Revenues and Expenditures Standard Percentage Range (Line 1, plus/minus 10%):	-4.02% to 15.98%	-7.23% to 12.77%	-7.66% to 12.34%
3. District's Other Revenues and Expenditures Explanation Percentage Range (Line 1, plus/minus 5%):	.98% to 10.98%	-2.23% to 7.77%	-2.66% to 7.34%

6B. Calculating the District's Change by Major Object Category and Comparison to the Explanation Percentage Range (Section 6A, Line 3)

DATA ENTRY: If Form MYP exists, the 1st and 2nd Subsequent Year data for each revenue and expenditure section will be extracted; if not, enter data for the two subsequent years. All other data are extracted or calculated.

Explanations must be entered for each category if the percent change for any year exceeds the district's explanation percentage range.

Object Range / Fiscal Year	Amount	Percent Change Over Previous Year	Change Is Outside Explanation Range
Federal Revenue (Fund 01, Objects 8100-8299) (Form MYP, Line A2)			
First Prior Year (2017-18)	57,688,311.90		
Budget Year (2018-19)	53,970,361.00	-6.44%	Yes
1st Subsequent Year (2019-20)	53,670,361.00	-0.56%	No
2nd Subsequent Year (2020-21)	53,670,361.00	0.00%	No

Explanation:
(required if Yes)

2017-18 Federal Revenue includes SIG funds and carryover.

Other State Revenue (Fund 01, Objects 8300-8599) (Form MYP, Line A3)			
First Prior Year (2017-18)	67,972,084.57		
Budget Year (2018-19)	72,985,518.00	7.38%	No
1st Subsequent Year (2019-20)	56,072,332.28	-23.17%	Yes
2nd Subsequent Year (2020-21)	57,569,463.55	2.67%	No

Explanation:
(required if Yes)

2018-19 State Revenue includes one-time discretionary funds and Career Tech Incentive Grant.

Other Local Revenue (Fund 01, Objects 8600-8799) (Form MYP, Line A4)			
First Prior Year (2017-18)	9,233,500.34		
Budget Year (2018-19)	6,696,124.00	-27.48%	Yes
1st Subsequent Year (2019-20)	6,696,124.00	0.00%	No
2nd Subsequent Year (2020-21)	6,696,124.00	0.00%	No

Explanation:
(required if Yes)

2017-18 Local Revenue includes one-time funds received late in the year and will carryover to 2018-19.

Books and Supplies (Fund 01, Objects 4000-4999) (Form MYP, Line B4)			
First Prior Year (2017-18)	28,383,456.16		
Budget Year (2018-19)	22,599,344.61	-20.38%	Yes
1st Subsequent Year (2019-20)	20,625,854.61	-8.73%	Yes
2nd Subsequent Year (2020-21)	20,625,854.61	0.00%	No

Explanation:
(required if Yes)

2017-18 Books and Supplies includes one-time discretionary funds. 2018-19 Adopted Budget includes a lesser amount of one-time funds. Projected 2019-20 budget does not include one-time funds.

Services and Other Operating Expenditures (Fund 01, Objects 5000-5999) (Form MYP, Line B5)

First Prior Year (2017-18)	63,448,464.67		
Budget Year (2018-19)	67,411,584.60	6.25%	No
1st Subsequent Year (2019-20)	67,861,584.60	0.67%	No
2nd Subsequent Year (2020-21)	68,311,584.60	0.66%	No

Explanation:
(required if Yes)

6C. Calculating the District's Change in Total Operating Revenues and Expenditures (Section 6A, Line 2)

DATA ENTRY: All data are extracted or calculated.

Object Range / Fiscal Year	Amount	Percent Change Over Previous Year	Status
Total Federal, Other State, and Other Local Revenue (Criterion 6B)			
First Prior Year (2017-18)	134,893,896.81		
Budget Year (2018-19)	133,652,003.00	-0.92%	Met
1st Subsequent Year (2019-20)	116,438,817.28	-12.88%	Not Met
2nd Subsequent Year (2020-21)	117,935,948.55	1.29%	Met
Total Books and Supplies, and Services and Other Operating Expenditures (Criterion 6B)			
First Prior Year (2017-18)	91,831,920.83		
Budget Year (2018-19)	90,010,929.21	-1.98%	Met
1st Subsequent Year (2019-20)	88,487,439.21	-1.69%	Met
2nd Subsequent Year (2020-21)	88,937,439.21	0.51%	Met

6D. Comparison of District Total Operating Revenues and Expenditures to the Standard Percentage Range

DATA ENTRY: Explanations are linked from Section 6B if the status in Section 6C is not met; no entry is allowed below.

- 1a. STANDARD NOT MET - Projected total operating revenues have changed by more than the standard in one or more of the budget or two subsequent fiscal years. Reasons for the projected change, descriptions of the methods and assumptions used in the projections, and what changes, if any, will be made to bring the projected operating revenues within the standard must be entered in Section 6A above and will also display in the explanation box below.

Explanation:
Federal Revenue
(linked from 6B
if NOT met)

2017-18 Federal Revenue includes SIG funds and carryover.

Explanation:
Other State Revenue
(linked from 6B
if NOT met)

2018-19 State Revenue includes one-time discretionary funds and Career Tech Incentive Grant.

Explanation:
Other Local Revenue
(linked from 6B
if NOT met)

2017-18 Local Revenue includes one-time funds received late in the year and will carryover to 2018-19.

- 1b. STANDARD MET - Projected total operating expenditures have not changed by more than the standard for the budget and two subsequent fiscal years.

Explanation:
Books and Supplies
(linked from 6B
if NOT met)

Explanation:
Services and Other Exps
(linked from 6B
if NOT met)

7. CRITERION: Facilities Maintenance

STANDARD: Confirm that the annual contribution for facilities maintenance funding is not less than the amount required pursuant to Education Code Section 17070.75, if applicable, and that the district is providing adequately to preserve the functionality of its facilities for their normal life in accordance with Education Code sections 52060(d)(1) and 17002(d)(1).

Determining the District's Compliance with the Contribution Requirement for EC Section 17070.75 - Ongoing and Major Maintenance/Restricted Maintenance Account (OMMA/RMA)

NOTE: The Proposition 51 school facility program requires the district to deposit a minimum amount equal to or greater than three percent of the total general fund expenditures and other financing uses for that fiscal year (as EC Section 17070.75 read on January 1, 2015).

For all other school facility programs, AB 104 (Chapter 13, Statutes of 2015, effective January 1, 2016) requires the district to deposit into the account, for the 2017-18 to 2019-20 fiscal years, a minimum that is the greater of the following amounts:

- A. The lesser of three percent of the total general fund expenditures and other financing uses for that fiscal year or the amount that the district deposited into the account for the 2014-15 fiscal year; or
- B. Two percent of the total general fund expenditures and other financing uses for that fiscal year.

7A. District's School Facility Program Funding

Indicate which School Facility Program funding applies:

Proposition 51 Only

Proposition 51 and All Other School Facility Programs

All Other School Facility Programs Only

Funding Selection: All Other School Facility Programs Only

7B. Calculating the District's Required Minimum Contribution

DATA ENTRY: Click the appropriate Yes or No button for special education local plan area (SELPA) administrative units (AUs); all other data are extracted or calculated. If standard is not met, enter an X in the appropriate box and enter an explanation, if applicable.

Note: If "Proposition 51 and All Other School Facility Programs" is selected, then Line 2 will be used to calculate the required minimum contribution.

- 1. a. For districts that are the AU of a SELPA, do you choose to exclude revenues that are passed through to participating members of the SELPA from the OMMA/RMA required minimum contribution calculation? No
- b. Pass-through revenues and apportionments that may be excluded from the OMMA/RMA calculation per EC Section 17070.75(b)(2)(D) (Fund 10, resources 3300-3499 and 6500-6540, objects 7211-7213 and 7221-7223) 0.00

2. Proposition 51 Required Minimum Contribution

a. Budgeted Expenditures and Other Financing Uses (Form 01, objects 1000-7999)	559,565,367.05			
b. Plus: Pass-through Revenues and Apportionments (Line 1b, if line 1a is No)	0.00	3% Required Minimum Contribution (Line 2c times 3%)	Budgeted Contribution ¹ to the Ongoing and Major Maintenance Account	Status
c. Net Budgeted Expenditures and Other Financing Uses	559,565,367.05	16,786,961.01	12,207,044.00	N/A

3. All Other School Facility Programs Required Minimum Contribution

a. Budgeted Expenditures and Other Financing Uses (Form 01, objects 1000-7999)	559,565,367.05			
b. Plus: Pass-through Revenues and Apportionments (Line 1b, if line 1a is No)	0.00	3% of Total Current Year General Fund Expenditures and Other Financing Uses (Line 3c times 3%)	Amount Deposited ¹ for 2014-15 Fiscal Year	Lesser of: 3% or 2014-15 amount
c. Net Budgeted Expenditures and Other Financing Uses	559,565,367.05	16,786,961.01	9,292,258.00	9,292,258.00

d. Required Minimum Contribution

2% of Total Current Year General Fund Expenditures and Other Financing Uses (Line 3c times 2%)	Required Minimum Contribution/ Greater of: Lesser of 3% or 2014-15 amount or 2%
11,191,307.34	11,191,307.34

Budgeted Contribution ¹
to the Ongoing and Major
Maintenance Account

Maintenance Account	Status
12,207,044.00	Met

e. OMMA/RMA Contribution

¹ Fund 01, Resource 8150, Objects 8900-8999

4. Required Minimum Contribution

11,191,307.34

If standard is not met, enter an X in the box that best describes why the minimum required contribution was not made:

- | | |
|--|---|
| | Not applicable (district does not participate in the Leroy F. Greene School Facilities Act of 1998) |
| | Exempt (due to district's small size [EC Section 17070.75 (b)(2)(E)]) |
| | Other (explanation must be provided) |

Explanation:
(required if NOT met
and Other is marked)

8. CRITERION: Deficit Spending

STANDARD: Unrestricted deficit spending (total unrestricted expenditures and other financing uses is greater than total unrestricted revenues and other financing sources) as a percentage of total unrestricted expenditures and other financing uses, has not exceeded one-third of the district's available reserves¹ as a percentage of total expenditures and other financing uses² in two out of three prior fiscal years.

8A. Calculating the District's Deficit Spending Standard Percentage Levels

DATA ENTRY: All data are extracted or calculated.

	Third Prior Year (2015-16)	Second Prior Year (2016-17)	First Prior Year (2017-18)
1. District's Available Reserve Amounts (resources 0000-1999)			
a. Stabilization Arrangements (Funds 01 and 17, Object 9750)	0.00	0.00	0.00
b. Reserve for Economic Uncertainties (Funds 01 and 17, Object 9789)	18,763,133.00	20,013,133.00	20,013,133.00
c. Unassigned/Unappropriated (Funds 01 and 17, Object 9790)	0.00	0.00	0.00
d. Negative General Fund Ending Balances in Restricted Resources (Fund 01, Object 979Z, if negative, for each of resources 2000-9999)	0.00	0.00	0.00
e. Available Reserves (Lines 1a through 1d)	18,763,133.00	20,013,133.00	20,013,133.00
2. Expenditures and Other Financing Uses			
a. District's Total Expenditures and Other Financing Uses (Fund 01, objects 1000-7999)	475,125,587.04	493,892,482.98	525,925,971.50
b. Plus: Special Education Pass-through Funds (Fund 10, resources 3300-3499 and 6500-6540, objects 7211-7213 and 7221-7223)			0.00
c. Total Expenditures and Other Financing Uses (Line 2a plus Line 2b)	475,125,587.04	493,892,482.98	525,925,971.50
3. District's Available Reserve Percentage (Line 1e divided by Line 2c)	3.9%	4.1%	3.8%
District's Deficit Spending Standard Percentage Levels (Line 3 times 1/3):	1.3%	1.4%	1.3%

¹Available reserves are the unrestricted amounts in the Stabilization Arrangement, Reserve for Economic Uncertainties, and Unassigned/Unappropriated accounts in the General Fund and the Special Reserve Fund for Other Than Capital Outlay Projects. Available reserves will be reduced by any negative ending balances in restricted resources in the General Fund.

²A school district that is the Administrative Unit of a Special Education Local Plan Area (SELPA) may exclude from its expenditures the distribution of funds to its participating members.

8B. Calculating the District's Deficit Spending Percentages

DATA ENTRY: All data are extracted or calculated.

Fiscal Year	Net Change in Unrestricted Fund Balance (Form 01, Section E)	Total Unrestricted Expenditures and Other Financing Uses (Form 01, Objects 1000-7999)	Deficit Spending Level (If Net Change in Unrestricted Fund Balance is negative, else N/A)	Status
Third Prior Year (2015-16)	28,042,465.84	294,355,399.11	N/A	Met
Second Prior Year (2016-17)	4,770,279.06	315,746,226.34	N/A	Met
First Prior Year (2017-18)	(11,541,580.25)	333,288,952.54	3.5%	Not Met
Budget Year (2018-19) (Information only)	(26,937,063.05)	371,292,891.72		

8C. Comparison of District Deficit Spending to the Standard

DATA ENTRY: Enter an explanation if the standard is not met.

1a. STANDARD MET - Unrestricted deficit spending, if any, has not exceeded the standard percentage level in two or more of the three prior years.

Explanation:
(required if NOT met)

2017-18 Fund Balance reserves used to cover deficit spending.

9. CRITERION: Fund Balance

STANDARD: Budgeted beginning unrestricted general fund balance has not been overestimated for two out of three prior fiscal years by more than the following percentage levels:

Percentage Level ¹	District ADA	
1.7%	0	to 300
1.3%	301	to 1,000
1.0%	1,001	to 30,000
0.7%	30,001	to 400,000
0.3%	400,001	and over

¹ Percentage levels equate to a rate of deficit spending which would eliminate recommended reserves for economic uncertainties over a three year period.

District Estimated P-2 ADA (Form A, Lines A6 and C4):

District's Fund Balance Standard Percentage Level:

9A. Calculating the District's Unrestricted General Fund Beginning Balance Percentages

DATA ENTRY: Enter data in the Original Budget column for the First, Second, and Third Prior Years; all other data are extracted or calculated.

Fiscal Year	Unrestricted General Fund Beginning Balance ² (Form 01, Line F1e, Unrestricted Column)		Beginning Fund Balance Variance Level (If overestimated, else N/A)		Status
	Original Budget	Estimated/Unaudited Actuals			
Third Prior Year (2015-16)	26,345,804.00	40,326,773.05	N/A		Met
Second Prior Year (2016-17)	56,035,061.48	68,369,238.89	N/A		Met
First Prior Year (2017-18)	70,999,739.85	73,139,517.95	N/A		Met
Budget Year (2018-19) (Information only)	61,597,937.70				

² Adjusted beginning balance, including audit adjustments and other restatements (objects 9791-9795)

9B. Comparison of District Unrestricted Beginning Fund Balance to the Standard

DATA ENTRY: Enter an explanation if the standard is not met.

- 1a. STANDARD MET - Unrestricted general fund beginning fund balance has not been overestimated by more than the standard percentage level for two or more of the previous three years.

Explanation:
(required if NOT met)

10. CRITERION: Reserves

STANDARD: Available reserves¹ for any of the budget year or two subsequent fiscal years are not less than the following percentages or amounts² as applied to total expenditures and other financing uses³:

DATA ENTRY: Budget Year data are extracted. If Form MYP exists, 1st and 2nd Subsequent Year data will be extracted. If not, enter district regular ADA and charter school ADA corresponding to financial data reported in the General Fund, only, for the two subsequent years.

Percentage Level	District ADA		
5% or \$67,000 (greater of)	0	to	300
4% or \$67,000 (greater of)	301	to	1,000
3%	1,001	to	30,000
2%	30,001	to	400,000
1%	400,001	and	over

¹ Available reserves are the unrestricted amounts in the Stabilization Arrangements, Reserve for Economic Uncertainties, and Unassigned/Unappropriated accounts in the General Fund and the Special Reserve Fund for Other Than Capital Outlay Projects. Available reserves will be reduced by any negative ending balances in restricted resources in the General Fund.

² Dollar amounts to be adjusted annually by the prior year statutory cost-of-living adjustment (Education Code Section 42238), rounded to the nearest thousand.

³ A school district that is the Administrative Unit (AU) of a Special Education Local Plan Area (SELPA) may exclude from its expenditures the distribution of funds to its participating members.

	Budget Year (2018-19)	1st Subsequent Year (2019-20)	2nd Subsequent Year (2020-21)
District Estimated P-2 ADA (Budget Year, Form A, Lines A4 and C4, Subsequent Years, Form MYP, Line F2, if available.)	38,478	38,388	38,298
District's Reserve Standard Percentage Level:	2%	2%	2%

10A. Calculating the District's Special Education Pass-through Exclusions (only for districts that serve as the AU of a SELPA)

DATA ENTRY: For SELPA AUs, if Form MYP exists, all data will be extracted including the Yes/No button selection. If not, click the appropriate Yes or No button for item 1 and, if Yes, enter data for item 2a and for the two subsequent years in item 2b; Budget Year data are extracted.

For districts that serve as the AU of a SELPA (Form MYP, Lines F1a, F1b1, and F1b2):

1. Do you choose to exclude from the reserve calculation the pass-through funds distributed to SELPA members?
2. If you are the SELPA AU and are excluding special education pass-through funds:
 - a. Enter the name(s) of the SELPA(s): _____

	Budget Year (2018-19)	1st Subsequent Year (2019-20)	2nd Subsequent Year (2020-21)
b. Special Education Pass-through Funds (Fund 10, resources 3300-3499 and 6500-6540, objects 7211-7213 and 7221-7223)	0.00	0.00	0.00

10B. Calculating the District's Reserve Standard

DATA ENTRY: If Form MYP exists, 1st and 2nd Subsequent Year data for lines 1 and 2 will be extracted; if not, enter data for the two subsequent years. All other data are extracted or calculated.

	Budget Year (2018-19)	1st Subsequent Year (2019-20)	2nd Subsequent Year (2020-21)
1. Expenditures and Other Financing Uses (Fund 01, objects 1000-7999) (Form MYP, Line B11)	559,565,367.05	538,127,759.15	533,193,192.36
2. Plus: Special Education Pass-through (Criterion 10A, Line 2b, if Criterion 10A, Line 1 is No)	0.00	0.00	0.00
3. Total Expenditures and Other Financing Uses (Line B1 plus Line B2)	559,565,367.05	538,127,759.15	533,193,192.36
4. Reserve Standard Percentage Level	2%	2%	2%
5. Reserve Standard - by Percent (Line B3 times Line B4)	11,191,307.34	10,762,555.18	10,663,863.85
6. Reserve Standard - by Amount (\$67,000 for districts with 0 to 1,000 ADA, else 0)	0.00	0.00	0.00
7. District's Reserve Standard (Greater of Line B5 or Line B6)	11,191,307.34	10,762,555.18	10,663,863.85

10C. Calculating the District's Budgeted Reserve Amount

DATA ENTRY: If Form MYP exists, 1st and 2nd Subsequent Year data for lines 1 through 7 will be extracted; if not, enter data for the two subsequent years.
All other data are extracted or calculated.

Reserve Amounts (Unrestricted resources 0000-1999 except Line 4):	Budget Year (2018-19)	1st Subsequent Year (2019-20)	2nd Subsequent Year (2020-21)
1. General Fund - Stabilization Arrangements (Fund 01, Object 9750) (Form MYP, Line E1a)	0.00		
2. General Fund - Reserve for Economic Uncertainties (Fund 01, Object 9789) (Form MYP, Line E1b)	20,013,133.00	20,013,133.00	20,013,133.00
3. General Fund - Unassigned/Unappropriated Amount (Fund 01, Object 9790) (Form MYP, Line E1c)	0.00	0.00	0.00
4. General Fund - Negative Ending Balances in Restricted Resources (Fund 01, Object 979Z, if negative, for each of resources 2000-9999) (Form MYP, Line E1d)	0.00	0.00	0.00
5. Special Reserve Fund - Stabilization Arrangements (Fund 17, Object 9750) (Form MYP, Line E2a)	0.00		
6. Special Reserve Fund - Reserve for Economic Uncertainties (Fund 17, Object 9789) (Form MYP, Line E2b)	0.00		
7. Special Reserve Fund - Unassigned/Unappropriated Amount (Fund 17, Object 9790) (Form MYP, Line E2c)	0.00		
8. District's Budgeted Reserve Amount (Lines C1 thru C7)	20,013,133.00	20,013,133.00	20,013,133.00
9. District's Budgeted Reserve Percentage (Information only) (Line 8 divided by Section 10B, Line 3)	3.58%	3.72%	3.75%
District's Reserve Standard (Section 10B, Line 7):	11,191,307.34	10,762,555.18	10,663,863.85
Status:	Met	Met	Met

10D. Comparison of District Reserve Amount to the Standard

DATA ENTRY: Enter an explanation if the standard is not met.

- 1a. STANDARD MET - Projected available reserves have met the standard for the budget and two subsequent fiscal years.

Explanation:
(required if NOT met)

SUPPLEMENTAL INFORMATION

DATA ENTRY: Click the appropriate Yes or No button for items S1 through S4. Enter an explanation for each Yes answer.

S1. Contingent Liabilities

1a. Does your district have any known or contingent liabilities (e.g., financial or program audits, litigation, state compliance reviews) that may impact the budget?

1b. If Yes, identify the liabilities and how they may impact the budget:

S2. Use of One-time Revenues for Ongoing Expenditures

1a. Does your district have ongoing general fund expenditures in the budget in excess of one percent of the total general fund expenditures that are funded with one-time resources?

1b. If Yes, identify the expenditures and explain how the one-time resources will be replaced to continue funding the ongoing expenditures in the following fiscal years:

Our Board and Superintendent are assessing the viability of a budgeting allocation methodology that focuses greater attention on the use of metrics that result in increased student achievement while eliminating the structural deficit.

S3. Use of Ongoing Revenues for One-time Expenditures

1a. Does your district have large non-recurring general fund expenditures that are funded with ongoing general fund revenues?

1b. If Yes, identify the expenditures:

S4. Contingent Revenues

1a. Does your district have projected revenues for the budget year or either of the two subsequent fiscal years contingent on reauthorization by the local government, special legislation, or other definitive act (e.g., parcel taxes, forest reserves)?

1b. If Yes, identify any of these revenues that are dedicated for ongoing expenses and explain how the revenues will be replaced or expenditures reduced:

S5. Contributions

Identify projected contributions from unrestricted resources in the general fund to restricted resources in the general fund for the budget year and two subsequent fiscal years. Provide an explanation if contributions have changed from the prior fiscal year amounts by more than \$20,000 and more than ten percent. Explanation should include whether contributions are ongoing or one-time in nature.

Identify projected transfers to or from the general fund to cover operating deficits in either the general fund or any other fund for the budget year and two subsequent fiscal years. Provide an explanation if transfers have changed from the prior fiscal year amounts by more than \$20,000 and more than ten percent. Explanation should include whether transfers are ongoing or one-time in nature.

Estimate the impact of any capital projects on the general fund operational budget.

District's Contributions and Transfers Standard: -10.0% to +10.0%
or -\$20,000 to +\$20,000

S5A. Identification of the District's Projected Contributions, Transfers, and Capital Projects that may Impact the General Fund

DATA ENTRY: For Contributions, enter data in the Projection column for the 1st and 2nd Subsequent Years. Contributions for the First Prior Year and Budget Year will be extracted. For Transfers In and Transfers Out, enter data in the First Prior Year. If Form MYP exists, the data will be extracted for the Budget Year, and 1st and 2nd Subsequent Years. If Form MYP does not exist, enter data in the Budget Year, 1st and 2nd subsequent Years. Click the appropriate button for item 1d; all other data will be calculated.

Description / Fiscal Year	Projection	Amount of Change	Percent Change	Status
1a. Contributions, Unrestricted General Fund (Fund 01, Resources 0000-1999, Object 8980)				
First Prior Year (2017-18)	(71,047,686.22)			
Budget Year (2018-19)	(77,441,727.33)	6,394,041.11	9.0%	Met
1st Subsequent Year (2019-20)	(79,153,484.72)	1,711,757.39	2.2%	Met
2nd Subsequent Year (2020-21)	(83,266,882.76)	4,113,398.04	5.2%	Met
1b. Transfers In, General Fund *				
First Prior Year (2017-18)	1,502,069.00			
Budget Year (2018-19)	1,903,369.00	401,300.00	26.7%	Not Met
1st Subsequent Year (2019-20)	1,952,285.58	48,916.58	2.6%	Met
2nd Subsequent Year (2020-21)	2,004,411.61	52,126.03	2.7%	Met
1c. Transfers Out, General Fund *				
First Prior Year (2017-18)	2,333,397.12			
Budget Year (2018-19)	2,875,207.00	541,809.88	23.2%	Not Met
1st Subsequent Year (2019-20)	612,178.00	(2,263,029.00)	-78.7%	Not Met
2nd Subsequent Year (2020-21)	612,178.00	0.00	0.0%	Met

1d. **Impact of Capital Projects**
Do you have any capital projects that may impact the general fund operational budget? No

* Include transfers used to cover operating deficits in either the general fund or any other fund.

S5B. Status of the District's Projected Contributions, Transfers, and Capital Projects

DATA ENTRY: Enter an explanation if Not Met for items 1a-1c or if Yes for item 1d.

1a. MET - Projected contributions have not changed by more than the standard for the budget and two subsequent fiscal years.

Explanation:
(required if NOT met)

1b. NOT MET - The projected transfers in to the general fund have changed by more than the standard for one or more of the budget or subsequent two fiscal years. Identify the amount(s) transferred, by fund, and whether transfers are ongoing or one-time in nature. If ongoing, explain the district's plan, with timelines, for reducing or eliminating the transfers.

Explanation:
(required if NOT met)

Increasing statutory costs and negotiated agreements have increased costs.

- 1c. NOT MET - The projected transfers out of the general fund have changed by more than the standard for one or more of the budget or subsequent two fiscal years. Identify the amount(s) transferred, by fund, and whether transfers are ongoing or one-time in nature. If ongoing, explain the district's plan, with timeframes, for reducing or eliminating the transfers.

Explanation:
(required if NOT met)

Negotiated bargaining agreements exceed projected revenues. Contributions to Child Development will be used to cover deficit spending. The Board and Superintendent will take action to reduce spending in 2019-20.

- 1d. NO - There are no capital projects that may impact the general fund operational budget.

Project Information:
(required if YES)

S6. Long-term Commitments

Identify all existing and new multiyear commitments¹ and their annual required payments for the budget year and two subsequent fiscal years.

Explain how any increase in annual payments will be funded. Also explain how any decrease to funding sources used to pay long-term commitments will be replaced.

¹ Include multiyear commitments, multiyear debt agreements, and new programs or contracts that result in long-term obligations.

S6A. Identification of the District's Long-term Commitments

DATA ENTRY: Click the appropriate button in item 1 and enter data in all columns of item 2 for applicable long-term commitments; there are no extractions in this section.

- Does your district have long-term (multiyear) commitments? (If No, skip item 2 and Sections S6B and S6C)
- If Yes to item 1, list all new and existing multiyear commitments and required annual debt service amounts. Do not include long-term commitments for postemployment benefits other than pensions (OPEB); OPEB is disclosed in item S7A.

Type of Commitment	# of Years Remaining	SACS Fund and Object Codes Used For:		Principal Balance as of July 1, 2018
		Funding Sources (Revenues)	Debt Service (Expenditures)	
Capital Leases	2	General Fund/Various Resources		32,452
Certificates of Participation				
General Obligation Bonds	29	BIRF	Buildings	487,612,966
Supp Early Retirement Program				
State School Building Loans				
Compensated Absences		Various Funds/Sources	Vacation Earned	5,936,694

Other Long-term Commitments (do not include OPEB):

Lease Revenue Bonds	22	Developer Fees/General Fund Unrestricted	Buildings	65,565,000
Net Pension Liability		State Funding Sources	Pension	405,079,000
TOTAL:				964,226,112

Type of Commitment (continued)	Prior Year (2017-18) Annual Payment (P & I)	Budget Year (2018-19) Annual Payment (P & I)	1st Subsequent Year (2019-20) Annual Payment (P & I)	2nd Subsequent Year (2020-21) Annual Payment (P & I)
Capital Leases	69,312	30,393	2,867	
Certificates of Participation				
General Obligation Bonds	47,598,089	54,364,276	44,008,126	41,926,601
Supp Early Retirement Program				
State School Building Loans				
Compensated Absences				
Other Long-term Commitments (continued):				
Lease Revenue Bonds	5,466,824	5,462,444	5,467,014	5,465,334
Net Pension Liability				
Total Annual Payments:	53,134,225	59,857,113	49,478,007	47,391,935
Has total annual payment increased over prior year (2017-18)?		Yes	No	No

S6B. Comparison of the District's Annual Payments to Prior Year Annual Payment

DATA ENTRY: Enter an explanation if Yes.

- 1a. Yes - Annual payments for long-term commitments have increased in one or more of the budget or two subsequent fiscal years. Explain how the increase in annual payments will be funded.

Explanation:
(required if Yes
to increase in total
annual payments)

The General Fund will pay a portion of the Lease Revenue bonds, increasing over two subsequent years. The Bond Interest and Redemption Fund will cover the other increases in annual payments due to the sale of Measure Q and R Bonds.

S6C. Identification of Decreases to Funding Sources Used to Pay Long-term Commitments

DATA ENTRY: Click the appropriate Yes or No button in item 1; if Yes, an explanation is required in item 2.

1. Will funding sources used to pay long-term commitments decrease or expire prior to the end of the commitment period, or are they one-time sources?

No

2.

No - Funding sources will not decrease or expire prior to the end of the commitment period, and one-time funds are not being used for long-term commitment annual payments.

Explanation:
(required if Yes)

S7. Unfunded Liabilities

Estimate the unfunded liability for postemployment benefits other than pensions (OPEB) based on an actuarial valuation, if required, or other method; identify or estimate the actuarially determined contribution (if available); and indicate how the obligation is funded (pay-as-you-go, amortized over a specific period, etc.).

Estimate the unfunded liability for self-insurance programs such as workers' compensation based on an actuarial valuation, if required, or other method; identify or estimate the required contribution; and indicate how the obligation is funded (level of risk retained, funding approach, etc.).

S7A. Identification of the District's Estimated Unfunded Liability for Postemployment Benefits Other than Pensions (OPEB)

DATA ENTRY: Click the appropriate button in item 1 and enter data in all other applicable items; there are no extractions in this section except the budget year data on line 5b.

1. Does your district provide postemployment benefits other than pensions (OPEB)? (If No, skip items 2-5)

2. For the district's OPEB:
a. Are they lifetime benefits?

b. Do benefits continue past age 65?

c. Describe any other characteristics of the district's OPEB program including eligibility criteria and amounts, if any, that retirees are required to contribute toward their own benefits:

The district provides post-employment health care benefits for certain retiree groups depending on hire/retirement date. The majority of the certificated retiree's health plans are paid 100% by the District. Classified and Management employees have varying medical retirement benefits based on hire date. Classified and Management with hire dates after 1996 have limited district contributions.

3. a. Are OPEB financed on a pay-as-you-go, actuarial cost, or other method?

b. Indicate any accumulated amounts earmarked for OPEB in a self-insurance or governmental fund

	Self-Insurance Fund	Governmental Fund
	0	0

4. OPEB Liabilities

a. Total OPEB liability	647,189,172.00
b. OPEB plan(s) fiduciary net position (if applicable)	54,757,952.00
c. Total/Net OPEB liability (Line 4a minus Line 4b)	592,431,220.00
d. Is total OPEB liability based on the district's estimate or an actuarial valuation?	Actuarial
e. If based on an actuarial valuation, indicate the date of the OPEB valuation	Jul 01, 2015

5. OPEB Contributions

	Budget Year (2018-19)	1st Subsequent Year (2019-20)	2nd Subsequent Year (2020-21)
a. OPEB actuarially determined contribution (ADC), if available, per actuarial valuation or Alternative Measurement Method	56,770,807.00	56,770,807.00	56,770,807.00
b. OPEB amount contributed (for this purpose, include premiums paid to a self-insurance fund) (funds 01-70, objects 3701-3752)	28,971,064.00	28,971,064.00	28,971,064.00
c. Cost of OPEB benefits (equivalent of "pay-as-you-go" amount)	16,500,000.00	16,500,000.00	16,500,000.00
d. Number of retirees receiving OPEB benefits	3,114	3,114	3,114

S7B. Identification of the District's Unfunded Liability for Self-Insurance Programs

DATA ENTRY: Click the appropriate button in item 1 and enter data in all other applicable items; there are no extractions in this section.

1. Does your district operate any self-insurance programs such as workers' compensation, employee health and welfare, or property and liability? (Do not include OPEB, which is covered in Section S7A) (If No, skip items 2-4)

Yes

2. Describe each self-insurance program operated by the district, including details for each such as level of risk retained, funding approach, basis for valuation (district's estimate or actuarial), and date of the valuation:

The District has established a Self-insurance fund to account for employee vision, dental and worker's compensation benefits. The plans are self-insured and contract with a third party administrator for benefits processing. The District belongs to a Joint Power Association (JPA) that helps manage claims to maintain lower costs.

3. Self-Insurance Liabilities
 a. Accrued liability for self-insurance programs
 b. Unfunded liability for self-insurance programs

15,305,317.00
15,305,317.00

4. Self-Insurance Contributions
 a. Required contribution (funding) for self-insurance programs
 b. Amount contributed (funded) for self-insurance programs

	Budget Year (2018-19)	1st Subsequent Year (2019-20)	2nd Subsequent Year (2020-21)
a. Required contribution (funding) for self-insurance programs	15,305,317.00	15,305,317.00	15,305,317.00
b. Amount contributed (funded) for self-insurance programs	15,305,317.00	15,305,317.00	15,305,317.00

S8. Status of Labor Agreements

Analyze the status of all employee labor agreements. Identify new labor agreements, as well as new commitments provided as part of previously ratified multiyear agreements; and include all contracts, including all administrator contracts (and including all compensation). For new agreements, indicate the date of the required board meeting. Compare the increase in new commitments to the projected increase in ongoing revenues, and explain how these commitments will be funded in future fiscal years.

If salary and benefit negotiations are not finalized at budget adoption, upon settlement with certificated or classified staff:

The school district must determine the cost of the settlement, including salaries, benefits, and any other agreements that change costs, and provide the county office of education (COE) with an analysis of the cost of the settlement and its impact on the operating budget.

The county superintendent shall review the analysis relative to the criteria and standards, and may provide written comments to the president of the district governing board and superintendent.

S8A. Cost Analysis of District's Labor Agreements - Certificated (Non-management) Employees

DATA ENTRY: Enter all applicable data items; there are no extractions in this section.

	Prior Year (2nd Interim) (2017-18)	Budget Year (2018-19)	1st Subsequent Year (2019-20)	2nd Subsequent Year (2020-21)
Number of certificated (non-management) full-time-equivalent (FTE) positions	2,244.0	2,282.0	2,282.0	2,282.0

Certificated (Non-management) Salary and Benefit Negotiations

1. Are salary and benefit negotiations settled for the budget year?

Yes

If Yes, and the corresponding public disclosure documents have been filed with the COE, complete questions 2 and 3.

If Yes, and the corresponding public disclosure documents have not been filed with the COE, complete questions 2-5.

If No, identify the unsettled negotiations including any prior year unsettled negotiations and then complete questions 6 and 7.

--

Negotiations Settled

2a. Per Government Code Section 3547.5(a), date of public disclosure board meeting:

Dec 07, 2017

2b. Per Government Code Section 3547.5(b), was the agreement certified by the district superintendent and chief business official?

Yes

If Yes, date of Superintendent and CBO certification:

Dec 07, 2017

3. Per Government Code Section 3547.5(c), was a budget revision adopted to meet the costs of the agreement?

Yes

If Yes, date of budget revision board adoption:

Dec 07, 2017

4. Period covered by the agreement:

Begin Date: End Date:

5. Salary settlement:

	Budget Year (2018-19)	1st Subsequent Year (2019-20)	2nd Subsequent Year (2020-21)
Is the cost of salary settlement included in the budget and multiyear projections (MYPs)?			

One Year Agreement

Total cost of salary settlement			
---------------------------------	--	--	--

% change in salary schedule from prior year
or

--

Multiyear Agreement

Total cost of salary settlement			
---------------------------------	--	--	--

% change in salary schedule from prior year
(may enter text, such as "Reopener")

--	--	--

Identify the source of funding that will be used to support multiyear salary commitments:

--

Negotiations Not Settled

6. Cost of a one percent increase in salary and statutory benefits

--

Budget Year
(2018-19)

1st Subsequent Year
(2019-20)

2nd Subsequent Year
(2020-21)

7. Amount included for any tentative salary schedule increases

--	--	--

Certificated (Non-management) Health and Welfare (H&W) Benefits

Budget Year
(2018-19)

1st Subsequent Year
(2019-20)

2nd Subsequent Year
(2020-21)

- Are costs of H&W benefit changes included in the budget and MYPs?
- Total cost of H&W benefits
- Percent of H&W cost paid by employer
- Percent projected change in H&W cost over prior year

Certificated (Non-management) Prior Year Settlements

Are any new costs from prior year settlements included in the budget?

If Yes, amount of new costs included in the budget and MYPs

If Yes, explain the nature of the new costs:

--

Certificated (Non-management) Step and Column Adjustments

Budget Year
(2018-19)

1st Subsequent Year
(2019-20)

2nd Subsequent Year
(2020-21)

- Are step & column adjustments included in the budget and MYPs?
- Cost of step & column adjustments
- Percent change in step & column over prior year

Certificated (Non-management) Attrition (layoffs and retirements)

Budget Year
(2018-19)

1st Subsequent Year
(2019-20)

2nd Subsequent Year
(2020-21)

- Are savings from attrition included in the budget and MYPs?
- Are additional H&W benefits for those laid-off or retired employees included in the budget and MYPs?

Certificated (Non-management) - Other

List other significant contract changes and the cost impact of each change (i.e., class size, hours of employment, leave of absence, bonuses, etc.):

S8B. Cost Analysis of District's Labor Agreements - Classified (Non-management) Employees

DATA ENTRY: Enter all applicable data items; there are no extractions in this section.

	Prior Year (2nd Interim) (2017-18)	Budget Year (2018-19)	1st Subsequent Year (2019-20)	2nd Subsequent Year (2020-21)
Number of classified (non-management) FTE positions	1,196.2	1,210.0	1,210.0	1,210.0

Classified (Non-management) Salary and Benefit Negotiations

1. Are salary and benefit negotiations settled for the budget year?

If Yes, and the corresponding public disclosure documents have been filed with the COE, complete questions 2 and 3.

If Yes, and the corresponding public disclosure documents have not been filed with the COE, complete questions 2-5.

If No, identify the unsettled negotiations including any prior year unsettled negotiations and then complete questions 6 and 7.

Negotiations Settled

2a. Per Government Code Section 3547.5(a), date of public disclosure board meeting:

2b. Per Government Code Section 3547.5(b), was the agreement certified by the district superintendent and chief business official?
If Yes, date of Superintendent and CBO certification:

3. Per Government Code Section 3547.5(c), was a budget revision adopted to meet the costs of the agreement?
If Yes, date of budget revision board adoption:

4. Period covered by the agreement: Begin Date: End Date:

5. Salary settlement:

	Budget Year (2018-19)	1st Subsequent Year (2019-20)	2nd Subsequent Year (2020-21)
Is the cost of salary settlement included in the budget and multiyear projections (MYPs)?			

One Year Agreement

Total cost of salary settlement		
% change in salary schedule from prior year		

Multiyear Agreement

Total cost of salary settlement		
% change in salary schedule from prior year (may enter text, such as "Reopener")		

Identify the source of funding that will be used to support multiyear salary commitments:

Negotiations Not Settled

6. Cost of a one percent increase in salary and statutory benefits

7. Amount included for any tentative salary schedule increases

	Budget Year (2018-19)	1st Subsequent Year (2019-20)	2nd Subsequent Year (2020-21)

Classified (Non-management) Health and Welfare (H&W) Benefits

1. Are costs of H&W benefit changes included in the budget and MYPs?
2. Total cost of H&W benefits
3. Percent of H&W cost paid by employer
4. Percent projected change in H&W cost over prior year

Budget Year (2018-19)	1st Subsequent Year (2019-20)	2nd Subsequent Year (2020-21)

Classified (Non-management) Prior Year Settlements

Are any new costs from prior year settlements included in the budget?
If Yes, amount of new costs included in the budget and MYPs
If Yes, explain the nature of the new costs:

Budget Year (2018-19)	1st Subsequent Year (2019-20)	2nd Subsequent Year (2020-21)

Classified (Non-management) Step and Column Adjustments

1. Are step & column adjustments included in the budget and MYPs?
2. Cost of step & column adjustments
3. Percent change in step & column over prior year

Budget Year (2018-19)	1st Subsequent Year (2019-20)	2nd Subsequent Year (2020-21)

Classified (Non-management) Attrition (layoffs and retirements)

1. Are savings from attrition included in the budget and MYPs?
2. Are additional H&W benefits for those laid-off or retired employees included in the budget and MYPs?

Budget Year (2018-19)	1st Subsequent Year (2019-20)	2nd Subsequent Year (2020-21)

Classified (Non-management) - Other

List other significant contract changes and the cost impact of each change (i.e., hours of employment, leave of absence, bonuses, etc.):

S8C. Cost Analysis of District's Labor Agreements - Management/Supervisor/Confidential Employees

DATA ENTRY: Enter all applicable data items; there are no extractions in this section.

	Prior Year (2nd Interim) (2017-18)	Budget Year (2018-19)	1st Subsequent Year (2019-20)	2nd Subsequent Year (2020-21)
Number of management, supervisor, and confidential FTE positions	269.8	271.0	271.0	271.0

Management/Supervisor/Confidential Salary and Benefit Negotiations

1. Are salary and benefit negotiations settled for the budget year?

Yes

If Yes, complete question 2.

If No, identify the unsettled negotiations including any prior year unsettled negotiations and then complete questions 3 and 4.

--

If n/a, skip the remainder of Section S8C.

Negotiations Settled

2. Salary settlement:

Is the cost of salary settlement included in the budget and multiyear projections (MYPs)?

Total cost of salary settlement

% change in salary schedule from prior year (may enter text, such as "Reopener")

	Budget Year (2018-19)	1st Subsequent Year (2019-20)	2nd Subsequent Year (2020-21)
Is the cost of salary settlement included in the budget and multiyear projections (MYPs)?	Yes	No	No
Total cost of salary settlement	1,083,337	0	0
% change in salary schedule from prior year (may enter text, such as "Reopener")	2.7%	0.0%	0.0%

Negotiations Not Settled

3. Cost of a one percent increase in salary and statutory benefits

--

4. Amount included for any tentative salary schedule increases

	Budget Year (2018-19)	1st Subsequent Year (2019-20)	2nd Subsequent Year (2020-21)
Amount included for any tentative salary schedule increases			

Management/Supervisor/Confidential Health and Welfare (H&W) Benefits

- Are costs of H&W benefit changes included in the budget and MYPs?
- Total cost of H&W benefits
- Percent of H&W cost paid by employer
- Percent projected change in H&W cost over prior year

	Budget Year (2018-19)	1st Subsequent Year (2019-20)	2nd Subsequent Year (2020-21)
Are costs of H&W benefit changes included in the budget and MYPs?			
Total cost of H&W benefits			
Percent of H&W cost paid by employer			
Percent projected change in H&W cost over prior year			

Management/Supervisor/Confidential Step and Column Adjustments

- Are step & column adjustments included in the budget and MYPs?
- Cost of step and column adjustments
- Percent change in step & column over prior year

	Budget Year (2018-19)	1st Subsequent Year (2019-20)	2nd Subsequent Year (2020-21)
Are step & column adjustments included in the budget and MYPs?			
Cost of step and column adjustments			
Percent change in step & column over prior year			

Management/Supervisor/Confidential Other Benefits (mileage, bonuses, etc.)

- Are costs of other benefits included in the budget and MYPs?
- Total cost of other benefits
- Percent change in cost of other benefits over prior year

	Budget Year (2018-19)	1st Subsequent Year (2019-20)	2nd Subsequent Year (2020-21)
Are costs of other benefits included in the budget and MYPs?			
Total cost of other benefits			
Percent change in cost of other benefits over prior year			

S9. Local Control and Accountability Plan (LCAP)

Confirm that the school district's governing board has adopted an LCAP or an update to the LCAP effective for the budget year.

DATA ENTRY: Click the appropriate Yes or No button in item 1, and enter the date in item 2.

1. Did or will the school district's governing board adopt an LCAP or approve an update to the LCAP effective for the budget year?

2. Approval date for adoption of the LCAP or approval of an update to the LCAP.

S10. LCAP Expenditures

Confirm that the school district's budget includes the expenditures necessary to implement the LCAP or annual update to the LCAP.

DATA ENTRY: Click the appropriate Yes or No button.

Does the school district's budget include the expenditures necessary to implement the LCAP or annual update to the LCAP as described in the Local Control and Accountability Plan and Annual Update Template, Section 3: Actions, Services and Expenditures?

ADDITIONAL FISCAL INDICATORS

The following fiscal indicators are designed to provide additional data for reviewing agencies. A "Yes" answer to any single indicator does not necessarily suggest a cause for concern, but may alert the reviewing agency to the need for additional review.

DATA ENTRY: Click the appropriate Yes or No button for items A1 through A9 except item A3, which is automatically completed based on data in Criterion 2.

- A1. Do cash flow projections show that the district will end the budget year with a negative cash balance in the general fund?
- A2. Is the system of personnel position control independent from the payroll system?
- A3. Is enrollment decreasing in both the prior fiscal year and budget year? (Data from the enrollment budget column and actual column of Criterion 2A are used to determine Yes or No)
- A4. Are new charter schools operating in district boundaries that impact the district's enrollment, either in the prior fiscal year or budget year?
- A5. Has the district entered into a bargaining agreement where any of the budget or subsequent years of the agreement would result in salary increases that are expected to exceed the projected state funded cost-of-living adjustment?
- A6. Does the district provide uncapped (100% employer paid) health benefits for current or retired employees?
- A7. Is the district's financial system independent of the county office system?
- A8. Does the district have any reports that indicate fiscal distress pursuant to Education Code Section 42127.6(a)? (If Yes, provide copies to the county office of education)
- A9. Have there been personnel changes in the superintendent or chief business official positions within the last 12 months?

When providing comments for additional fiscal indicators, please include the item number applicable to each comment.

Comments:
(optional)

A9. Superintendent Jorge A. Aguilar became our new Superintendent on July 1, 2017. Chief Business Officer, Gerardo Castillo, will be leaving the District on June 30, 2018.

End of School District Budget Criteria and Standards Review



SACRAMENTO CITY UNIFIED SCHOOL DISTRICT BOARD OF EDUCATION

Agenda Item 9.4

Meeting Date: June 21, 2018

Subject: Approve Resolution No. 3017: Authorizing the Issuance and Negotiated Sale of Sacramento City Unified School District General Obligation Bonds, Election of 2012 (Measure Q), 2018 Series F in an Amount Not to Exceed \$10,000,000 and Related Documents and Actions

- Information Item Only
- Approval on Consent Agenda
- Conference (for discussion only)
- Conference/First Reading
- Conference/Action
- Action
- Public Hearing

Division: Business Services

Recommendation: Approve Resolution No. 3017 authorizing the sale of General Obligation Bonds for Measure Q and approving forms of documents and actions of officers of the District necessary in connection with the bonds.

Background/Rationale: In 2012, District voters passed Measure Q, a Proposition 39 election authorizing the issuance of approximately \$346 million of Measure Q general obligation bonds.

The District has issued approximately \$258,900,000 of Measure Q Bonds. The 2018 issuance will be the sixth issuance of Measure Q Bonds. This issuance will fund security measures in district schools.

Financial Considerations: General obligation bonds are repaid only by local property tax revenues. Debt service on the bonds is not paid from the general fund of the District. The bonds do not impact the general fund.

LCAP Goal(s): Family and Community Empowerment

Documents Attached:

1. Executive Summary
2. Authorizing Resolution No. 3017
3. Paying Agent Agreement
4. Bond Purchase Agreement
5. Placement Agent Agreement

Estimated Time of Presentation: 5 Minutes

Submitted by: Gerardo Castillo, CPA, Chief Business Officer

Approved by: Jorge A. Aguilar, Superintendent

Board of Education Executive Summary

Business Services

Approve Resolution No. 3017: Authorizing the Issuance and Negotiated Sale of Sacramento City Unified School District General Obligation Bonds, Election of 2012 (Measure Q), 2018 Series F in an Amount Not to Exceed \$10,000,000 and Related Documents and Actions
June 21, 2018

I. OVERVIEW / HISTORY

On November 6, 2012, the District received authorization, by more than fifty-five percent of the votes cast by eligible voters, to issue Measure Q General Obligation Bonds (Measure Q Bonds) in the amount of \$346 million.

Measure Q provides for the upgrading of classrooms; science labs; computer systems and technology; renovating heating and ventilation systems; improving student safety and security systems; and repairing roofs, restrooms, floors and plumbing.

To date, the District has issued approximately \$258.9 million of Measure Q Bonds. The 2018 issuance in the amount of \$10 million will be the sixth issuance of Measure Q Bonds. Proceeds will be used for security measures in District schools. Following the 2018 issuance, there will be \$77.1 million of remaining Measure Q bond authorization.

II. DRIVING GOVERNANCE

- California Government Code Section 53508 allows school districts to issue and sell bonds at a public or private sale
- Education Code Section 15140 and following authorizes the County to allow school districts to issue bonds on their own

III. BUDGET

General obligation bonds are voter-approved debt, which are secured by the legal obligation to levy *ad valorem* property taxes in an amount sufficient to pay annual debt service. General obligation bonds are not paid from the District's general fund. As authorized by the taxpayers, the County Director of Finance is obligated to levy *ad valorem* taxes on a property subject to taxation in the District. Costs associated with the Bonds do not impact the District's general fund.

IV. GOALS, OBJECTIVES, AND MEASURES

As part of the District's fiduciary responsibility to its taxpayers, staff and the District's financial advisor from Capitol PFG will present the bond issuance plan required to implement the projects approved by the voters.



Board of Education Executive Summary

Business Services

Approve Resolution No. 3017: Authorizing the Issuance and Negotiated Sale of Sacramento City Unified School District General Obligation Bonds, Election of 2012 (Measure Q), 2018 Series F in an Amount Not to Exceed \$10,000,000 and Related Documents and Actions
June 21, 2018

V. MAJOR INITIATIVES

As stated above, Measure Q funds will fund secured measures in District schools.

VI. RESULTS

The District is implementing approved projects while minimizing the impact to our taxpayers.

VII. LESSONS LEARNED/NEXT STEPS

The attached documents are presented to the Board for action.

**BOARD OF EDUCATION
OF THE
SACRAMENTO CITY UNIFIED SCHOOL DISTRICT
COUNTY OF SACRAMENTO, STATE OF CALIFORNIA**

Res. No. 3017

RESOLUTION AUTHORIZING THE ISSUANCE AND SALE OF BONDS OF THE SACRAMENTO CITY UNIFIED SCHOOL DISTRICT IN AN AGGREGATE PRINCIPAL AMOUNT NOT TO EXCEED \$10,000,000; APPROVING FORMS AND AUTHORIZING EXECUTION AND DELIVERY OF A PAYING AGENT AGREEMENT, A PLACEMENT AGENT AGREEMENT AND A BOND PURCHASE CONTRACT; AND DELEGATING TO THE DISTRICT OFFICERS AUTHORIZATION TO TAKE NECESSARY ACTIONS AND PREPARE, EXECUTE, AND DELIVER NECESSARY DOCUMENTS.

WHEREAS, two elections (each, the “Election of 2012”) were duly called and regularly held in the Sacramento City Unified School District, County of Sacramento, California (herein called the “District”), each on November 6, 2012, pursuant to Sections 15100 and 15264 *et seq.* of the Education Code of the State of California (the “Education Code”), at which bond propositions summarized as follows were submitted to the electors of the District (Measure Q and Measure R, respectively):

“To better prepare students for college and careers by upgrading classrooms, science labs, computer systems and technology; renovating heating and ventilation systems; reducing costs through energy efficiency; improving student safety and security systems; repairing roofs, floors, walkways, bathrooms, electrical, plumbing and sewer systems; shall Sacramento City Unified School District issue \$346 million in bonds with independent citizen oversight, no money for administrator salaries, and mandatory annual audits to guarantee funds are spent properly to benefit local children?”

“To improve the health and safety of children, repair playgrounds and playfields to meet modern safety standards, improve physical education facilities and bathrooms, improve irrigation systems and water drainage to reduce water consumption, remove asbestos, lead paint and other unsafe conditions and to upgrade kitchen facilities to improve nutrition and nutritional education for children, shall the Sacramento City Unified School District issue \$68 million of bonds, with independent Citizen’s Oversight and no money for administrator salaries?”; and

WHEREAS, passage of said propositions required a 55% affirmative vote of the votes cast therein, and at least 55% of the votes cast on said propositions were in favor of issuing said bonds; and

WHEREAS, \$30,000,000 aggregate principal amount of said bonds, designated “Sacramento City Unified School District General Obligation Bonds (Measures Q and R) (Election of 2012), 2013 Series A (Tax-Exempt)” have heretofore been issued and sold, of which \$18,425,953 was allocated to the Measure Q authorization and \$11,574,047 was allocated to the Measure R authorization; and

WHEREAS, \$40,000,000 aggregate principal amount of said bonds, designated “Sacramento City Unified School District General Obligation Bonds (Measures Q and R) (Election of 2012), 2013 Series B (Qualified School Construction Bonds) (Taxable)” have heretofore been issued and sold, of which \$24,474,047 was allocated to the Measure Q authorization and \$15,525,953 was allocated to Measure R authorization; and

WHEREAS, \$66,260,000 aggregate principal amount of said bonds, designated “Sacramento City Unified School District General Obligation Bonds (Measure Q) (Election of 2012), 2015 Series C-1 (Tax-Exempt)” have heretofore been issued and sold; and

WHEREAS, \$23,740,000 aggregate principal amount of said bonds, designated “Sacramento City Unified School District General Obligation Bonds (Measure Q) (Election of 2012), 2015 Series C-2 (Taxable)” have heretofore been issued and sold; and

WHEREAS, \$14,000,000 aggregate principal amount of said bonds, designated “Sacramento City Unified School District General Obligation Bonds, Election of 2012 (Measure Q), 2016 Series D” have heretofore been issued and sold; and

WHEREAS, \$112,000,000 aggregate principal amount of said bonds, designated “Sacramento City Unified School District General Obligation Bonds, Election of 2012 (Measure Q) 2017 Series E” have heretofore been issued and sold; and

WHEREAS, \$10,000,000 aggregate principal amount of said bonds, designated “Sacramento City Unified School District General Obligation Bonds, Election of 2012 (Measure R) 2017 Series C” have heretofore been issued and sold; and

WHEREAS, Section 53508.7 of the Government Code of the State of California (the “Government Code”) provides that a private sale is limited to bonds sold pursuant to Sections 15140 or 15146 of the Education Code; and

WHEREAS, the Board of Education of the District deems it necessary and desirable to authorize the sale of said bonds by private sale to Opus Bank pursuant to one or more Bond Purchase Agreements (each, a “Bond Purchase Agreement”); and

WHEREAS, in accordance with Section 15146 of the Education Code, estimates of the costs associated with the issuance of said bonds are attached hereto as Exhibit A; and

WHEREAS, Section 15140(b) of the Education Code provides that the board of supervisors of a county may authorize a school district over which the county superintendent of schools has jurisdiction to issue and sell its own bonds without the further action of the board of supervisors or officers of the county if said school district has not received a qualified or negative certification in its most recent interim report; and

WHEREAS, the District has not received a qualified or negative certification in its most recent interim report; and

WHEREAS, the District shall not sell bonds authorized by the Election of 2012 unless the tax rate levied to pay the bonds authorized by the Election of 2012 will not exceed \$60 per \$100,000 of taxable property when assessed valuation is projected by the District to increase in accordance with Article XIII A of the California Constitution; and

WHEREAS, the Superintendent of Schools of the County has jurisdiction over the District; and

WHEREAS, the District now wishes to request that the County authorize the District to issue and sell bonds on its own behalf; and

WHEREAS, the Director of Finance (the "Director of Finance") of the County of Sacramento, Sacramento, California, serves as the paying agent for the District's bonds; and

WHEREAS, the District desires that the Director of Finance annually establish tax rates on taxable property within the District for repayment of said bonds, pursuant to Sections 29100-29103 of the Government Code, and that the Board of Supervisors of the County annually approve the levy of such tax, and that the Director of Finance annually collect such tax and apply the proceeds thereof to the payment of principal of and interest on the bonds when due, all pursuant to Sections 15250 and 15251 of the Education Code; and

WHEREAS, there have been submitted and are on file with the Secretary of the Board of Education proposed forms of a Paying Agent Agreement, a Bond Purchase Agreement and a Placement Agent Agreement, all with respect to the Bonds proposed to be issued and sold, and the Superintendent and the Chief Business Officer of the District have examined or caused to be examined each document and have approved the forms thereof, and have recommended that this Board of Education approve and direct the completion, where appropriate, and the execution of such documents and the consummation of such financing; and

WHEREAS, this Board of Education desires to appoint the firm of Orrick, Herrington & Sutcliffe LLP as bond counsel to the District (the "Bond Counsel"), the firm of Capitol Public Finance Group, LLC, as municipal advisor to the District (the "Municipal Advisor"), and the firm of Raymond James & Associates, Inc., as the placement agent to the District (the "Placement Agent"); and

NOW, THEREFORE, THE BOARD OF EDUCATION OF THE SACRAMENTO CITY UNIFIED SCHOOL DISTRICT DOES HEREBY RESOLVE, DETERMINE, AND ORDER, AS FOLLOWS:

Section 1. Recitals. All of the above recitals are true and correct.

Section 2. Authorization of Bonds; Application of Proceeds of Sale. The Board of Education hereby authorizes the sale and issuance of one or more series of bonds of the District and the designation of said bonds as the "Sacramento City Unified School District General Obligation Bonds, Election of 2012 (Measure Q), 2018 Series F" in an aggregate principal amount

not to exceed \$10,000,000, which amount shall be finally determined by the Superintendent or the Chief Business Officer of the District, or such other officer of the District designated by the Superintendent or the Chief Business Officer (each, an “Authorized District Representative”), in accordance with the provisions of Section 6 hereof and with the general laws of the State of California (the “State”).

Section 3. Terms of Bonds. The maximum annual interest rate on the Bonds shall be 3.5%, payable as described in the Paying Agent Agreement referred to in Section 5 hereof. No Bond shall mature prior to August 1, 2019, nor later than August 1, 2024. No Bonds shall have principal maturing on more than one principal maturity date; however, it shall not be necessary that a portion of the principal mature in each year.

The Bonds may be issued as current interest serial bonds or term bonds as the Authorized District Representative shall determine upon the sale of such bonds. The current interest serial bonds may mature in the same year or years as the term bonds, without limitation.

The aggregate principal amount of the Bonds, the date thereof, the maturity dates, the principal amounts and annual rates of interest of each maturity thereof, the initial and semiannual interest payment dates thereof, and the terms of optional and mandatory sinking fund redemption thereof, shall be as specified in the Paying Agent Agreement.

Section 4. Tax Treatment of Bonds. (a) Tax-Exempt Bonds. All or any portion of the Bonds may be issued as exempt from federal income tax, as the Authorized District Representative shall determine upon consultation with the Municipal Advisor, and according to the terms and conditions Bond Counsel to the District shall advise are appropriate to and necessary for the issuance of tax-exempt bonds.

(b) Bank Qualified. If the District reasonably anticipates the amount of qualified tax-exempt obligations which has been and will be issued by the District, or by any other entity on behalf of the District, in 2018 will not exceed \$10,000,000, the Authorized District Representative may designate the Bonds to be qualified tax-exempt obligations pursuant to Section 265(b)(3)(B) of the Internal Revenue Code of 1986 in the offering documents and in the Tax Certificate relating to such Bonds.

Section 5. Paying Agent Agreement. The form of instrument entitled “Paying Agent Agreement,” by and between the District and the Paying Agent, in substantially the form on file with the Secretary of the Board of Education, is hereby approved and authorized. The Authorized District Representative is hereby authorized and directed to execute and deliver one or more instruments in substantially said form, completed with terms as shall be agreed to by the Authorized District Representative in accordance with this Resolution, and with such other changes therein as the Authorized District Representative may require or approve, such approval to be conclusively evidenced by the execution and delivery thereof.

Section 6. Bond Purchase Agreement; Sale of Bonds. The form of instrument entitled “Bond Purchase Agreement,” in substantially the form on file with the Secretary of the Board of Education, is hereby approved and adopted as the contract for purchase and sale of the Bonds. The Authorized District Representative is hereby authorized to direct the private

placement of the Bonds, in consultation with the Municipal Advisor and Bond Counsel. The Authorized District Representative is hereby authorized and directed to execute and deliver the Bond Purchase Agreement in substantially said form, completed with terms as shall be agreed to by the Authorized District Representative in accordance with this Resolution, and with such other changes therein as the Authorized District Representative may require or approve, such approval to be conclusively evidenced by the execution and delivery thereof; provided that: (i) that the aggregate purchase price of the Bonds sold thereunder shall be no less than the principal amount of such Bonds; (ii) the true interest cost of the Bonds shall not exceed 4.0%; and (iii) the Bonds shall otherwise conform to the limitations specified herein and imposed by the general laws of the State.

Section 7. Placement Agent Agreement. The form of instrument entitled “Placement Agent Agreement,” by and between the District and Raymond James & Associates, Inc., as Placement Agent, in substantially the form on file with the Secretary of the Board of Education, is hereby approved and authorized. The Authorized District Representative is hereby authorized to execute and deliver the Placement Agent Agreement in substantially said form, and with such other changes therein as the Authorized District Representative may require or approve, such approval to be conclusively evidenced by the execution and delivery thereof; provided that the Placement Agent fee shall not exceed \$25,000.

Section 8. Investment of Proceeds. Proceeds of the Bonds held by the Director of Finance shall be invested at the Director of Finance’s discretion pursuant to law and the investment policy of the County, unless otherwise directed in writing by the District, pursuant to Section 53601 of the Government Code and Section 41015 of the Education Code. The Director of Finance may, but is not required to, invest proceeds of the Bonds in the County Pooled Investment Fund.

(i) To the extent permitted by law, at the written direction of the District, given by the Authorized District Representative, who is hereby expressly authorized to give such direction, all or any portion of the building fund of the District may also be invested on behalf of the District in the Local Agency Investment Fund in the treasury of the State of California.

(ii) To the extent permitted by law, at the written direction of the District, given by the Authorized District Representative, who is hereby expressly authorized to give such direction, all or any portion of the building fund of the District may also be invested on behalf of the District in investment agreements which comply with the requirements of each rating agency then rating the Bonds necessary in order to maintain the then-current rating on the Bonds; provided that the Director of Finance shall approve and be a signatory to any such investment agreement. Pursuant to Section 5922 of the Government Code, this governing board hereby finds and determines that the investment agreements will reduce the amount and duration of interest rate risk with respect to amounts invested pursuant to the investment agreements and are designed to reduce the amount or duration of payment, currency, rate, spread or similar risk or result in a lower cost of borrowing when used in combination with the Bonds or enhance the relationship between risk and return with respect to investments of proceeds of the Bonds.

Section 9. Request for Necessary County Actions. The Board of Supervisors and officers of the County are obligated by statute to provide for the levy and collection of property

taxes in each year sufficient to pay all principal and interest coming due on the Bonds in such year, and to pay from such taxes all amounts due on the Bonds as provided by law and in the Paying Agent Agreement. The District hereby requests the Board of Supervisors to annually levy a tax upon all taxable property in the District sufficient to redeem the Bonds, and to pay the principal thereof, redemption premium, if any, and interest thereon as and when the same become due, and to provide for any mandatory sinking fund payments or set-asides that may be required, as set forth in the Paying Agent Agreement when executed.

Section 10. Pledge of Tax Revenues. The District hereby pledges all revenues from the property taxes collected from the levy by the County Board of Supervisors for the payment of outstanding bonds of the District heretofore or hereafter issued pursuant to voter-approved measures of the District, including the Bonds (for the purpose of this pledge, hereinafter collectively referred to as the “District Bonds”) and amounts on deposit in the interest and sinking fund of the District to the payment of the principal or redemption price of and interest on the District Bonds. This pledge shall be valid and binding from the date hereof for the benefit of the owners of the District Bonds and successors thereto. The property taxes and amounts held in the interest and sinking fund of the District shall be immediately subject to this pledge, and the pledge shall constitute a lien and security interest which shall immediately attach to the property taxes and amounts held in the interest and sinking fund of the District to secure the payment of the District Bonds and shall be effective, binding, and enforceable against the District, its successors, creditors and all others irrespective of whether those parties have notice of the pledge and without the need of any physical delivery, recordation, filing, or further act.

The pledge is an agreement between the District and the bondholders to provide security for the Bonds in addition to any statutory lien that may exist, and the Bonds and each of the other District Bonds secured by the pledge are or were issued to finance or refinance one or more of the projects specified in the applicable voter-approved measure.

Section 11. Appointment of Bond Counsel, Municipal Advisor and Placement Agent. The firm of Orrick, Herrington & Sutcliffe LLP is hereby appointed Bond Counsel to the District in connection with the Bonds. The firm of Capitol Public Finance Group, LLC is hereby appointed Municipal Advisor to the District in connection with the Bonds. The firm of Raymond James & Associates, Inc., is hereby appointed as Placement Agent in connection with the Bonds.

Section 12. Authorization of Further Actions. (a) The Municipal Advisor, Bond Counsel, and the appropriate District officials are each hereby authorized and directed to continue to prepare the necessary legal documents to accomplish said financing and the other transactions authorized herein, and to take any and all necessary actions in connection therewith.

(b) The officers and employees of the District are hereby authorized and directed, jointly and severally, to do any and all things which they may deem necessary or advisable in order to consummate the transactions herein authorized, and otherwise to carry out, give effect to, and comply with the terms and intent of this Resolution. The President of the Board of Education, the Secretary of the Board of Education, the Superintendent and the Chief Business Officer, and any other officer or employee of the District to whom authority is delegated by one of the above named officers for the purposes of the Bonds, are hereby authorized and directed to execute and deliver any and all notices, certificates and representations, including but not limited to signature

certificates, no-litigation certificates, tax certificates, notices to the California Debt and Investment Advisory Commission, and to enter into such agreements or contracts, including, but not limited to, as may be necessary to obtain bond insurance with respect to the Bonds, or paying agent services with respect to the Bonds, as such officers or employees deem necessary and desirable to accomplish the purposes of this Resolution. The District may designate another purchaser of the Bonds so long as all other parameters for the issuance of the Bonds as set forth in this Resolution are met.

Section 13. Notice to California Debt and Investment Advisory Commission. The Authorized District Representative is hereby authorized and directed to cause notices of the proposed sale and final sale of the Bonds to be filed in a timely manner with the California Debt and Investment Advisory Commission pursuant to Section 8855(g) of the Government Code.

Section 14. Ratification of Actions. All actions heretofore taken by the officers and agents of the District with respect to the sale, execution, and delivery of the Bonds and the other transactions authorized and contemplated herein, are hereby approved, confirmed, and ratified.

Section 16. Effective Date. This Resolution shall take effect immediately upon its passage.

PASSED AND ADOPTED this 21st day of June, 2018, by the following vote:

AYES:

NOES:

ABSTAIN:

ABSENT:

Jessie Ryan, President, Board of Education
Sacramento City Unified School District

ATTEST:

Jorge A. Aguilar, Secretary, Board of Education
Sacramento City Unified School District

EXHIBIT A

ESTIMATES OF COSTS OF ISSUANCE

\$10,000,000*

**SACRAMENTO CITY UNIFIED
SCHOOL DISTRICT
(County of Sacramento, State of California)
GENERAL OBLIGATION BONDS
ELECTION OF 2012 (MEASURE Q),
2018 SERIES F**

<u>Description of Services</u>	<u>Estimated Cost*</u>
Orrick, Sutcliffe & Herrington Professional Services (Bond Counsel):	\$35,000.00
Raymond James & Associates, Inc. Professional Services (Placement Agent):	25,000.00
Capitol Public Finance Group, LLC Professional Services (Municipal Advisor):	35,000.00
Other Expenses	
Lozano Smith (District Counsel):	5,000.00
BNY Mellon (Costs of Issuance Custodian):	500.00
Nixon Peabody LLP (Opus Bank Counsel):	12,000.00
California Debt and Investment Advisory Commission (Filing Fee):	2,500.00
Contingency:	4,000.00
ESTIMATED COSTS OF ISSUANCE:	<u>\$119,000.00</u>

* Preliminary, subject to change.

SECRETARY’S CERTIFICATE

I, Jorge A. Aguilar, Secretary of the Board of Education of the Sacramento City Unified School District, County of Sacramento, California, do hereby certify as follows:

The attached is a full, true, and correct copy of a resolution duly adopted at a regular meeting of the Board of Education of said District duly and regularly held at the regular meeting place thereof on June 21, 2018, and entered in the minutes thereof, at which meeting all of the members of said Board of Education had due notice and at which a quorum was present, and said resolution was adopted by the following vote:

AYES:

NOES:

ABSTAIN:

ABSENT:

An agenda of said meeting was posted at least 72 hours before said meeting at Serna Center, 5735 47th Avenue, Sacramento, California, a location freely accessible to members of the public, and a brief description of said resolution appeared on said agenda. A copy of said agenda is attached hereto.

I have carefully compared the same with the original minutes of said meeting on file and of record in my office. Said resolution has not been amended, modified, or rescinded since the date of its adoption, and the same is now in full force and effect.

WITNESS my hand this ____ day of June, 2018.

Jorge A. Aguilar, Secretary of the Board of
Education
Sacramento City Unified School District

PAYING AGENT AGREEMENT

by and between the

SACRAMENTO CITY UNIFIED SCHOOL DISTRICT
Sacramento County, California

and

COUNTY OF SACRAMENTO, CALIFORNIA,
as Paying Agent

Dated as of July 1, 2018

Relating to the

\$10,000,000
SACRAMENTO CITY UNIFIED SCHOOL DISTRICT
GENERAL OBLIGATION BONDS, ELECTION OF 2012
(MEASURE Q), 2018 SERIES F

TABLE OF CONTENTS

	Page
ARTICLE I DEFINITIONS	3
SECTION 1.01 Definitions.....	3
ARTICLE II THE BONDS.....	5
SECTION 2.01 Authorization; Date; Payment of Principal and Interest; Denominations	5
SECTION 2.02 Form and Registration of Bonds	6
SECTION 2.03 Execution and Authentication of Bonds	6
SECTION 2.04 Transfer of Bonds upon Termination of Book-Entry System.....	7
SECTION 2.05 Exchange of Bonds	7
SECTION 2.06 Bond Register.....	7
ARTICLE III ISSUANCE OF THE BONDS	8
SECTION 3.01 Delivery of Bonds	8
SECTION 3.02 Application of Proceeds of Sale of Bonds	8
ARTICLE IV REDEMPTION OF THE BONDS	8
SECTION 4.01 Terms of Redemption.....	8
ARTICLE V COVENANTS OF THE DISTRICT	9
SECTION 5.01 Payment of Principal and Interest	9
SECTION 5.02 Obligation to Levy Taxes for Payment of Bonds.....	9
SECTION 5.03 Validity of Bonds	9
SECTION 5.04 Further Assurances.....	10
SECTION 5.05 Tax Covenants.....	10
ARTICLE VI THE PAYING AGENT.....	10
SECTION 6.01 Appointment; Acceptance; Principal Corporate Trust Office.....	10
SECTION 6.02 Resignation, Removal, Replacement of Paying Agent	11
SECTION 6.03 Protection of Paying Agent	11
SECTION 6.04 Reliance on Documents, Etc.	11
SECTION 6.05 Recitals of District.....	12
SECTION 6.06 Paying Agent May Own Bonds	12
SECTION 6.07 Money Held by Paying Agent; Unclaimed Moneys	12
SECTION 6.08 Other Transactions	12
SECTION 6.09 Interpleader	12
SECTION 6.10 Indemnification	12
SECTION 6.11 Instructions to Paying Agent.....	12
ARTICLE VII MISCELLANEOUS.....	13
SECTION 7.01 Counterparts	13
SECTION 7.02 Notices.....	13
SECTION 7.03 Governing Law.....	13
SECTION 7.04 Intended Third-Party Beneficiaries	13
SECTION 7.05 Severability	13
EXHIBIT A FORM OF BOND	A-1
EXHIBIT B FORM OF INVESTOR LETTER	B-1

PAYING AGENT AGREEMENT

This PAYING AGENT AGREEMENT, made and entered into as of July 1, 2018, by and between the COUNTY OF SACRAMENTO, CALIFORNIA, as paying agent (the “Paying Agent”), and the SACRAMENTO CITY UNIFIED SCHOOL DISTRICT, a school district duly organized and existing under and by virtue of the Constitution and laws of the State of California (the “District”),

W I T N E S S E T H:

WHEREAS, two elections (each, the “Election of 2012”) were duly called and regularly held in the District on November 6, 2012, pursuant to Sections 15100 and 15264 *et seq.* of the Education Code of the State of California (the “Education Code”), at which bond propositions summarized as follows were submitted to the electors of the District (Measure Q and Measure R, respectively):

“To better prepare students for college and careers by upgrading classrooms, science labs, computer systems and technology; renovating heating and ventilation systems; reducing costs through energy efficiency; improving student safety and security systems; repairing roofs, floors, walkways, bathrooms, electrical, plumbing and sewer systems; shall Sacramento City Unified School District issue \$346 million in bonds with independent citizen oversight, no money for administrator salaries, and mandatory annual audits to guarantee funds are spent properly to benefit local children?”

“To improve the health and safety of children, repair playgrounds and playfields to meet modern safety standards, improve physical education facilities and bathrooms, improve irrigation systems and water drainage to reduce water consumption, remove asbestos, lead paint and other unsafe conditions and to upgrade kitchen facilities to improve nutrition and nutritional education for children, shall the Sacramento City Unified School District issue \$68 million of bonds, with independent Citizen’s Oversight and no money for administrator salaries?”; and

WHEREAS, passage of said propositions required a 55% affirmative vote of the votes cast therein, and at least 55% of the votes cast on said propositions were in favor of issuing said bonds; and

WHEREAS, \$30,000,000 aggregate principal amount of said bonds, designated “Sacramento City Unified School District General Obligation Bonds (Measures Q and R) (Election of 2012), 2013 Series A (Tax-Exempt)” have heretofore been issued and sold, of which \$18,425,953 was allocated to the Measure Q authorization and \$11,574,047 was allocated to the Measure R authorization; and

WHEREAS, \$40,000,000 aggregate principal amount of said bonds, designated “Sacramento City Unified School District General Obligation Bonds (Measures Q and R) (Election of 2012), 2013 Series B (Qualified School Construction Bonds) (Taxable)” have heretofore been issued and sold, of which \$24,474,047 was allocated to the Measure Q authorization and \$15,525,953 was allocated to Measure R authorization; and

WHEREAS, \$66,260,000 aggregate principal amount of said bonds, designated “Sacramento City Unified School District General Obligation Bonds (Measure Q) (Election of 2012), 2015 Series C-1 (Tax-Exempt)” have heretofore been issued and sold; and

WHEREAS, \$23,740,000 aggregate principal amount of said bonds, designated “Sacramento City Unified School District General Obligation Bonds (Measure Q) (Election of 2012), 2015 Series C-2 (Taxable)” have heretofore been issued and sold; and

WHEREAS, \$14,000,000 aggregate principal amount of said bonds, designated “Sacramento City Unified School District General Obligation Bonds, Election of 2012 (Measure Q), 2016 Series D” have heretofore been issued and sold; and

WHEREAS, \$112,000,000 aggregate principal amount of said bonds, designated “Sacramento City Unified School District General Obligation Bonds, Election of 2012 (Measure Q) 2017 Series E” have heretofore been issued and sold; and

WHEREAS, \$10,000,000 aggregate principal amount of said bonds, designated “Sacramento City Unified School District General Obligation Bonds, Election of 2012 (Measure R) 2017 Series C” have heretofore been issued and sold; and

WHEREAS, the Superintendent of Schools of the County has jurisdiction over the District; and

WHEREAS, by its resolution duly adopted on June 21, 2018 (the “Resolution”), the Board of Education of the District has authorized the issuance of a portion of said bonds in one or more series in an aggregate principal amount not exceeding \$10,000,000 of said bonds of Measure Q, pursuant to Article 4.5 of Chapter 3, of Part 1 of Division 2 of Title 5 of the Government Code of the State of California (the “Government Code”), and other applicable provisions of law, including applicable provisions of the Education Code; and

WHEREAS, a school district is authorized by Sections 53506 and following of the Government Code to issue and sell its bonds by a private sale to a purchaser; Section 53508.7 of the Government Code limits a private sale to bonds sold pursuant to Sections 15140 or 15146 of the Education Code; Section 15140(b) of the Education Code requires that for a school district to issue its own bonds without the county’s participation, the board of supervisors of the county must first approve the procedures; and the Board of Supervisors of the County, by its resolution adopted on July 17, 2018, has expressly authorized the District to proceed with a private sale of its bonds under Section 53508.7 of the Government Code and Section 15140(b) of the Education Code; and

WHEREAS, the District has not received a qualified or negative certification on its most recent interim report; and

WHEREAS, the District has found and determined, and by execution hereof so represents, that all acts, conditions and things required by law to exist, to have happened and to have been performed precedent to and in connection with the execution and entering into of this Paying Agent Agreement do exist, have happened and have been performed in regular and due time, form and manner as required by law, and the parties hereto are now duly authorized to execute and enter into this Paying Agent Agreement; and

NOW, THEREFORE, in order to provide for the payment of the Bonds and the performance and observance by the District of all the covenants, agreements and conditions herein and in the Bonds contained; to secure the acknowledgement and consent of Director of Finance of the County to the payment arrangements provided for herein; and in consideration of the mutual covenants and agreements contained herein, and for other valuable consideration to both parties, the District and the Paying Agent hereby agree as follows:

ARTICLE I

DEFINITIONS

SECTION 1.01 Definitions. Unless the context otherwise requires, the terms defined in this Section 1.01 shall, for all purposes hereof, and of any amendment hereof or supplement hereto, and of the Bonds, and of any certificate, opinion, request, or other document mentioned herein or therein, have the meanings defined herein, the following definitions to be equally applicable to both the singular and plural forms of any of the terms defined herein:

“Authorized District Representative” shall mean the Superintendent of the District, the Chief Business Officer of the District, or any other designee of the Superintendent or the Board, acting with the authority of the Superintendent.

“Board” shall mean the Board of Education of the District.

“Bondowner,” “Bondholder,” “Owner,” or “Holder” shall mean the person in whose name any Bond shall be registered.

“Bonds” shall mean the Sacramento City Unified School District General Obligation Bonds, Election of 2012 (Measure Q), 2018 Series F, issued hereunder.

“Business Day” shall mean any day of the week other than a Saturday or a Sunday on which the Paying Agent is not required or authorized to remain closed, and on which the New York Stock Exchange is open for business.

“Certificate of the District.” See “Request of the District” defined herein.

“Code” shall mean the Internal Revenue Code of 1986, as the same shall be hereafter amended, and any regulations heretofore issued or which shall be hereafter issued by the United States Department of the Treasury thereunder.

“County” shall mean the County of Sacramento, State of California.

“Director of Finance” shall mean the Director of Finance of the County. The “Office of the Director of Finance” shall mean the Office of the Director of Finance of the County, in Sacramento, California.

“District” shall mean the Sacramento City Unified School District, located in the County.

“Holder.” See “Bondowner” defined herein.

“Interest and Sinking Fund” shall mean the Interest and Sinking Fund of the District administered by the Director of Finance, established pursuant to State law.

“Interest Payment Date” shall mean February 1 and August 1 of each year. The first Interest Payment Date shall be February 1, 2019. The final Interest Payment Date shall be the Maturity Date of the Bonds.

“Law” shall mean Chapters 1 and 1.5 of Part 10 of Division 1 of Title 1 of the Education Code, and other applicable provisions of law.

“Maturity Date” means the maturity date of the Bonds, which is [August 1, 2024].

“Order of the District.” See “Request of the District” defined herein.

“Opinion of Counsel” shall mean a written opinion of counsel of recognized national standing in the field of law relating to municipal bonds, appointed and paid by the District.

“Owner.” See “Bondowner” defined herein.

“Paying Agent” shall mean the Director of Finance of the County of Sacramento, as initial paying agent, registrar, and transfer agent with respect to the Bonds, its successors and assigns and any other corporation or association which may at any time be substituted in its place as provided in Section 6.02 hereof.

“Paying Agent Agreement” shall mean this agreement, by and between the District and the Paying Agent.

“Purchaser” shall mean [Purchaser], the original purchaser of the Bonds.

“Record Date” shall mean the 15th day of the month preceding any Interest Payment Date. The first Record Date shall be January 15, 2019.

“Request of the District,” “Certificate of the District,” or “Order of the District” shall mean a written request, certificate, or order, respectively, authorized and signed by an Authorized District Representative.

“State” shall mean the State of California.

“Tax Certificate” shall mean the Tax Certificate concerning certain matters pertaining to the use of proceeds of the Bonds, executed and delivered by the District on the date

The principal and any premium of the Bonds shall be payable in lawful money of the United States of America to the Owner thereof, upon the surrender thereof at the office of the Paying Agent designated for this purpose pursuant to Section 6.01(b).

The principal and interest on the Bonds shall be payable in like lawful money to the person whose name appears on the bond registration books of the Paying Agent as the Owner thereof as of the close of business on the applicable Record Date for each Interest Payment Date, whether or not such day is a Business Day. Payment of the principal and interest on any Bond shall be made by check mailed by first class mail on each Interest Payment Date (or on the following Business Day, if the Interest Payment Date does not fall on a Business Day) to such Owner at such Owner's address as it appears on such registration books or at such address as the Owner may have filed with the Paying Agent for that purpose; or upon written request of the Owner of Bonds aggregating not less than \$1,000,000 in principal amount, given no later than the Record Date immediately preceding the applicable Interest Payment Date, by wire transfer in immediately available funds to an account maintained in the United States at such wire address as such Owner shall specify in its written notice.

Presentment of the Bonds for payment of principal and interest shall not be required, except on the Maturity Date or upon redemption of the Bonds pursuant to Section 4.01 hereof.

SECTION 2.02 Form and Registration of Bonds. (a) The Bonds, the Paying Agent's certificate of authentication and registration, and the form of assignment to appear thereon shall be in substantially the forms, respectively, attached hereto as Exhibit A, with necessary or appropriate variations, omissions, and insertions as permitted or required by this Paying Agent Agreement (provided that if a portion of the text of any Bond is printed on the reverse of the bond, the following legend shall be printed on the bond: "THE PROVISIONS OF THIS BOND ARE CONTINUED ON THE REVERSE HEREOF AND SUCH CONTINUED PROVISIONS SHALL FOR ALL PURPOSES HAVE THE SAME EFFECT AS THOUGH FULLY SET FORTH AT THIS PLACE.").

(b) The Bonds, when issued, shall be registered in the name of [Purchaser], and shall be initially issued as one installment bond for the entire principal amount of the Bonds. Registered ownership of the Bonds may not thereafter be transferred except as provided in Sections 2.04 and 2.05 hereof.

SECTION 2.03 Execution and Authentication of Bonds. The Bonds shall be signed by the manual or facsimile signature of the President of the Board or any member of the Board, and the Secretary of the Board, or his or her designee. The Bonds shall be authenticated by a manual signature of a duly authorized officer of the Paying Agent.

Only such of the Bonds as shall bear thereon a certificate of authentication and registration in the form given in Exhibit A hereto, executed by the Paying Agent, shall be valid or obligatory for any purpose or entitled to the benefits of this Paying Agent Agreement, and such certificate of the Paying Agent shall be conclusive evidence that the Bonds so authenticated have been duly authenticated and delivered hereunder and are entitled to the benefits of this Paying Agent Agreement.

SECTION 2.04 Transfer of Bonds; Purchaser Letter. Any Bond may, in accordance with its terms, be transferred upon the books required to be kept pursuant to the provisions of Section 2.07 hereof by the person in whose name it is registered, in person or by the duly authorized attorney of such person, upon surrender of such Bond to the Paying Agent for cancellation at the office of the Paying Agent designated for such purpose, accompanied by delivery of a duly executed written instrument of transfer in a form approved by the Paying Agent, and delivery to the District and the Paying Agent a completed and duly executed Investor Letter in substantially the form attached hereto as Exhibit B.

Whenever any Bond or Bonds shall be surrendered for transfer, the designated District officials shall execute (as provided in Section 2.03 hereof) and the Paying Agent shall authenticate and deliver a new Bond or Bonds of the same maturity, for a like aggregate principal amount, and bearing the same rate of interest. The Paying Agent shall require the payment by the Bondowner requesting any such transfer of any tax or other governmental charge required to be paid with respect to such transfer.

No transfer of Bonds shall be required to be made by the Paying Agent during the period from the close of business on the Record Date next preceding any Interest Payment Date or the close of business on the date when a notice of redemption has been given to and including such Interest Payment Date or designated redemption date.

The Paying Agent may only transfer the Bonds as a whole if the conditions of the Investor Letter are met. Pursuant to the Resolution, if the Purchaser sells any part of the Bonds, the Purchaser shall tender the Bonds to the Paying Agent who shall then reissue a new Bond in the name of the subsequent purchaser.

SECTION 2.05 Exchange of Bonds. Bonds may be exchanged at the office of the Paying Agent in Sacramento, California, or such other place as the Paying Agent shall designate, for a like aggregate principal amount of Bonds of other authorized denominations of the same maturity and interest rate. The Paying Agent shall require the payment by the Bondowner requesting such exchange of any tax or other governmental charge required to be paid with respect to such exchange. No exchange of Bonds shall be required to be made by the Paying Agent during the period from the close of business on the Record Date next preceding any Interest Payment Date or the close of business on the date when a notice of redemption has been given to and including such Interest Payment Date or designated redemption date.

SECTION 2.06 Bond Register. (a) The Paying Agent will keep or cause to be kept, at the place it shall designate for the purpose, sufficient books for the registration and transfer of the Bonds, which shall at all times be open to inspection by the District, and, upon presentation for such purpose, the Paying Agent shall, under such reasonable regulations as it may prescribe, register or transfer or cause to be registered or transferred, on said books, Bonds as hereinbefore provided.

(b) The Paying Agent shall assign each Bond authenticated and registered by it a distinctive letter or number, or letter and number.

(c) The Paying Agent shall keep a definitive record of the registered Owner(s) of the Bonds and the outstanding balance on the principal amount of the Bonds.

ARTICLE III

ISSUANCE OF THE BONDS

SECTION 3.01 Delivery of Bonds. The Paying Agent is hereby authorized to authenticate and deliver the Bonds to or upon the written Request of the District.

SECTION 3.02 Application of Proceeds of Sale of Bonds. Upon the delivery of the Bonds to the initial purchaser thereof and the receipt from said initial purchaser by the Paying Agent, of the net purchase price of the Bonds in the amount of \$10,000,000 (consisting of the par amount thereof), the District shall cause said net purchase price of the Bonds to be deposited with the Paying Agent and the Paying Agent shall apply, transfer and deposit said amount as follows:

(i) \$[Building Fund Deposit] in the Building Fund of the District within the County Treasury;

(ii) \$[I&S Fund Deposit] in the Interest and Sinking Fund of the District within the County Treasury; and]

(iii) \$[COI Deposit] to the Sacramento City Unified School District General Obligation Bonds, Election of 2012 (Measure Q), 2018 Series F Costs of Issuance Account (the "Costs of Issuance Account"), which is hereby created and which shall be held and administered by the Paying Agent hereunder. Amounts deposited in the Costs of Issuance Account shall be paid on the written Order of the District. On the 180th day following the date of issue of the Bonds, or upon prior written Order of the District, the Paying Agent shall transfer any remaining amounts in the Costs of Issuance Account to the Director of Finance for deposit in the Interest and Sinking Fund of the District.

Funds held by the Paying Agent hereunder shall be held uninvested, unless otherwise directed by a written Order of the District.

ARTICLE IV

REDEMPTION OF THE BONDS

SECTION 4.01 Terms of Redemption. (a) Optional Redemption. The Bonds are not subject to optional redemption prior to maturity.

(b) Defeasance of Bonds. If at any time the District shall pay or cause to be paid, or there shall otherwise be paid to the Owners of any or all outstanding Bonds, all of the principal, interest, and premium, if any, represented by Bonds at the times and in the manner provided herein and in the Bonds, or as provided in the following paragraph, or as otherwise provided by law consistent herewith, then such Owners shall cease to be entitled to the obligation to levy taxes for payment of the Bonds as described in Section 5.02 hereof, and such obligation and all agreements

and covenants of the District to such Owners hereunder and under the Bonds shall thereupon be satisfied and discharged and shall terminate, except only that the District shall remain liable for payment of all principal, interest and premium, if any, represented by the Bonds, but only out of moneys on deposit in the Interest and Sinking Fund or otherwise held in trust for such payment; and provided further, however, that the provisions of Section 6.07 hereof shall apply in all events.

For purposes of this Section, the District may pay and discharge any or all of the Bonds by irrevocably depositing in trust with the Paying Agent or an escrow agent at or before maturity, money or non-callable direct obligations of the United States of America or other non-callable obligations the payment of the principal of and interest on the Bonds, which is guaranteed by a pledge of the full faith and credit of the United States of America, in an amount which will, together with the interest to accrue thereon and available moneys then on deposit in the Interest and Sinking Fund of the District, be fully sufficient in the opinion of a certified public accountant licensed to practice in the State to pay and discharge the indebtedness on such Bonds (including all principal, interest, and redemption premiums, if any) at or before their respective maturity dates. In addition, a written opinion addressed to the District from bond counsel to the District that such defeasance will not cause interest on the Bonds to become includable in gross income for federal tax purposes shall be required.

ARTICLE V

COVENANTS OF THE DISTRICT

SECTION 5.01 Payment of Principal and Interest. On or prior to the date any payment is due in respect of the Bonds, the District will cause moneys to be deposited with the Paying Agent sufficient to pay the principal and the interest (and premium, if any) to become due in respect of all Bonds outstanding on such payment date. When and as paid in full, and following surrender thereof to the Paying Agent, all Bonds shall be cancelled by the Paying Agent, and thereafter they shall be destroyed. The Paying Agent hereby acknowledges that pursuant to the general laws of the State of California, the obligation to levy and collect taxes for the payment of the Bonds, and to pay principal and interest on the Bonds when due, are legal obligations of the County and the Director of Finance, and shall be performed by the Director of Finance.

SECTION 5.02 Obligation to Levy Taxes for Payment of Bonds. The Board of Supervisors and officers of the County are obligated by statute to provide for the levy and collection of property taxes in each year sufficient to pay all principal and interest coming due on the Bonds in such year, and to pay from such taxes all amounts due on the Bonds. The District shall take all steps required by law and by the County to ensure that the Board of Supervisors shall annually levy a tax upon all taxable property in the District sufficient to redeem the Bonds, and to pay the principal, redemption premium, if any, and interest thereon, as and when the same become due. The District is not obligated to pledge and pledges no moneys hereunder other than as provided for and required by the Law.

SECTION 5.03 Validity of Bonds. The recital contained in the Bonds that the same are regularly issued pursuant to the Law shall be conclusive evidence of their validity and of compliance with the provisions of the Law in their issuance.

SECTION 5.04 Further Assurances. The District will promptly execute and deliver, or cause to be executed and delivered, all such other and further instruments, documents, or assurances, and promptly do, or cause to be done, all such other and further things, as may be necessary or reasonably required in order to further and more fully vest in the Bondowners all rights, interest, powers, benefits, privileges, and advantages conferred or intended to be conferred upon them by this Paying Agent Agreement.

SECTION 5.05 Tax Covenants. (a) The District covenants that it shall not take any action, or fail to take any action, if such action or failure to take such action would adversely affect the exclusion from gross income of the interest payable on the Bonds under Section 103 of the Code. Without limiting the generality of the foregoing, the District covenants that it will comply with the requirements of the Tax Certificate. This covenant shall survive payment in full or defeasance of the Bonds.

(b) In the event that at any time the District is of the opinion that for purposes of this Section it is necessary or helpful to restrict or limit the yield on the investment of any moneys held by the Paying Agent on behalf of the District, the District shall so instruct the Paying Agent in writing.

(c) Notwithstanding any provision of this Section, if the District shall obtain and provide to the Paying Agent, an Opinion of Counsel that any specified action required under this Section is no longer required or that some further or different action is required to maintain the exclusion from federal income tax of interest on the Bonds, the Paying Agent may conclusively rely on such Opinion of Counsel in complying with the requirements of this Section and of the Tax Certificate, and the covenants hereunder shall be deemed to be modified to that extent.

ARTICLE VI

THE PAYING AGENT

SECTION 6.01 Appointment; Acceptance; Principal Corporate Trust Office.
(a) Appointment and Acceptance of Duties. The County of Sacramento is hereby appointed Paying Agent, and hereby accepts and agrees to perform the duties and obligations of the Paying Agent, registrar, and transfer agent specifically imposed upon it by this Paying Agent Agreement. No implied duties shall be read into this Paying Agent Agreement against the Paying Agent.

The Paying Agent is hereby authorized and hereby agrees to pay or redeem the Bonds when duly presented for payment at maturity, or on prior redemption, and to cancel all Bonds upon payment thereof. The Paying Agent shall keep accurate records of all funds administered by it and of all Bonds paid and discharged.

(b) Office of the Paying Agent. The Paying Agent, and any successor Paying Agent, shall designate each place or places where it will conduct the functions of transfer, registration, exchange, payment, and surrender of the Bonds. If no office is so designated for a particular purpose, such functions shall be conducted at the office of the Director of Finance in Sacramento, California.

SECTION 6.02 Resignation, Removal, Replacement of Paying Agent. The Paying Agent may at any time resign by giving written notice to the District of such resignation, whereupon the District shall promptly appoint a successor Paying Agent by the resignation date. Resignation of the Paying Agent will be effective 45 days after notice of the resignation is given as stated above or upon appointment of a successor Paying Agent, whichever first occurs. The District may at any time remove the Paying Agent and any successor Paying Agent by an instrument given in writing, with copy to the District. After removal or receiving a notice of resignation of the Paying Agent, the District may appoint a temporary Paying Agent. Any such temporary Paying Agent so appointed by the District shall immediately and without further act be superseded by the successor Paying Agent upon the appointment of and acceptance thereof by such successor.

SECTION 6.03 Protection of Paying Agent. The Paying Agent hereby agrees, provided sufficient immediately available funds have been provided to it for such purpose by or on behalf of the District, to use the funds deposited with it solely for payment of the principal of and interest on the Bonds as the same shall become due or become subject to earlier redemption.

SECTION 6.04 Reliance on Documents, Etc.

(a) The Paying Agent may conclusively rely, as to the truth of the statements and correctness of the opinions expressed therein, on certificates or opinions furnished to the Paying Agent by the District.

(b) The Paying Agent shall not be liable for any error of judgment made in good faith. The Paying Agent shall not be liable for other than its negligence or willful misconduct in connection with any act or omission hereunder.

(c) No provision of this Paying Agent Agreement shall require the Paying Agent to expend or risk its own funds or otherwise incur any financial liability for performance of any of its duties hereunder, or in the exercise of any of its rights or powers.

(d) The Paying Agent may rely, or be protected in acting or refraining from acting, upon any resolution, certificate, statement, instrument, opinion, report, notice, request, direction, consent, order, bond, note, security, or other paper or document believed by it to be genuine and to have been signed or presented by the proper party or parties. The Paying Agent need not examine the ownership of any Bond, but is protected in acting upon receipt of Bonds containing an endorsement or instruction of transfer or power of transfer which appears on its face to be signed by the Bondowner or agent of the Bondowner.

(e) The Paying Agent may consult with counsel, and the written advice of such counsel or any Opinion of Counsel shall be full authorization and protection with respect to any action taken, suffered or omitted by it hereunder in good faith and reliance thereon.

(f) The Paying Agent may exercise any of the powers hereunder and perform any duties hereunder either directly or by or through agents or attorneys.

SECTION 6.05 Recitals of District. The recitals contained herein and in the Bonds shall be taken as the statements of the District, and the Paying Agent assumes no responsibility for their correctness.

SECTION 6.06 Paying Agent May Own Bonds. The Paying Agent, in its individual or any other capacity, may become the owner or pledgee of Bonds with the same rights it would have if it were not the Paying Agent for the Bonds.

SECTION 6.07 Money Held by Paying Agent; Unclaimed Moneys. Money held by the Paying Agent hereunder may be commingled with other funds held by the Paying Agent, but shall be separately accounted for. Except as otherwise provided herein, the Paying Agent shall have no duties with respect to investment of funds deposited with it and shall be under no obligation to pay interest on any money received by it hereunder.

Any money held in any fund created pursuant to this Paying Agent Agreement, or held by the Paying Agent in trust, for the payment of the principal of, redemption premium, if any, or interest on the Bonds, and remaining unclaimed for two years after the principal of all of the Bonds has become due and payable (whether by maturity or upon prior redemption), shall be transferred to the Interest and Sinking Fund of the District for payment of any outstanding bonds of the District payable from said fund; or, if no such bonds of the District are at such time outstanding, said moneys shall be transferred to the general fund of the District as provided and permitted by law.

SECTION 6.08 Other Transactions. The Paying Agent may engage in or be interested in any financial or other transaction with the District.

SECTION 6.09 Interpleader. The Paying Agent may seek adjudication of any adverse claim, demand, or controversy over its person as well as funds on deposit, in a court of competent jurisdiction. The Paying Agent has the right to file an action in interpleader in any court of competent jurisdiction to determine the rights of any person claiming any interest herein.

SECTION 6.10 Indemnification. The District shall indemnify the Paying Agent, its officers, directors, employees, and agents (“Indemnified Parties”) for, and hold them harmless against any loss, cost, claim, liability, or expense arising out of or in connection with the Paying Agent’s acceptance or administration of the Paying Agent’s duties hereunder or under the Bonds (except any loss, liability, or expense as may be adjudicated by a court of competent jurisdiction to be attributable to the Paying Agent’s negligence or willful misconduct), including, without limitation, the cost and expense (including its counsel fees and disbursements, including the allocated costs and disbursements of internal counsel) of defending itself against any claim or liability (except such action as may be brought against the Paying Agent by the District) in connection with the exercise or performance of any of its powers or duties under this Paying Agent Agreement. The provisions of this Section 6.10 shall survive termination of this Paying Agent Agreement and shall continue for the benefit of any Paying Agent after its resignation as Paying Agent hereunder.

SECTION 6.11 Instructions to Paying Agent. The Paying Agent agrees to accept and act upon instructions or directions pursuant to this Paying Agent Agreement sent by

unsecured email, facsimile transmission, or other similar unsecured electronic methods, provided, however, that the District shall provide to the Paying Agent an incumbency certificate listing designated persons authorized to provide such instructions, which incumbency certificate shall be amended whenever a person is to be added or deleted from the listing. If the District elects to give the Paying Agent email or facsimile instructions (or instructions by a similar electronic method), and the Paying Agent in its discretion elects to act upon such instructions, the Paying Agent's understanding of such instructions shall be deemed controlling. The Paying Agent shall not be liable for any losses, costs or expenses arising directly or indirectly from the Paying Agent's reliance upon and compliance with such instructions notwithstanding such instructions conflict or are inconsistent with a subsequent written instruction. The District agrees to assume all risks arising out of the use of such electronic methods to submit instructions and directions to the Paying Agent, including without limitation the risk of the Paying Agent acting on unauthorized instruction, and the risk of interception and misuse by third parties.

ARTICLE VII

MISCELLANEOUS

SECTION 7.01 Counterparts. This Paying Agent Agreement may be signed in several counterparts, each of which will constitute an original, but all of which shall constitute one and the same instrument.

SECTION 7.02 Notices. Unless otherwise specified herein, all notices, statements, orders, requests or other communications hereunder by any party to another shall be in writing and shall be sufficiently given and served upon the other party if delivered personally or if mailed by United States registered or certified mail, return receipt requested, postage prepaid, or if given by fax, electronically, or other means of written communication and confirmed by mail:

If to the District:

Sacramento City Unified School District
5735 47th Avenue
Sacramento, CA 95824
Attn: Chief Business Officer

If to the Paying Agent:

County of Sacramento
700 H Street, Suite 1710
Sacramento, CA 95814
Attn: Director of Finance

SECTION 7.03 Governing Law. This Paying Agent Agreement shall be governed by the laws of the State of California.

SECTION 7.04 Intended Third-Party Beneficiaries. The Bondholders are intended third-party beneficiaries of the covenants and agreements set forth herein.

SECTION 7.05 Severability. If any one or more of the provisions contained in this Paying Agent Agreement or in the Bonds shall for any reason be held to be invalid, illegal or unenforceable in any respect, then such provision or provisions shall be deemed severable from the remaining provisions contained in this Paying Agent Agreement and such invalidity, illegality or unenforceability shall not affect any other provision of this Paying Agent Agreement, and this Paying Agent Agreement shall be construed as if such invalid or illegal or unenforceable provision had never been contained herein. The District hereby declares that it would have entered into this Paying Agent Agreement and each and every other Section, subsection, paragraph, sentence, clause or phrase hereof and authorized the issuance of the Bonds pursuant thereto irrespective of the fact that any one or more Sections, subsections, paragraphs, sentences, clauses or phrases of this Paying Agent Agreement may be held illegal, invalid or unenforceable.

IN WITNESS WHEREOF, the parties hereto have caused this Paying Agent Agreement, relating to the Sacramento City Unified School District General Obligation Bonds, Election of 2012 (Measure Q), 2018 Series F, to be duly executed by their officers duly authorized as of the date first written above.

SACRAMENTO CITY UNIFIED SCHOOL DISTRICT

By _____
Gerardo Castillo, CPA, Chief Business Officer
Authorized District Representative

COUNTY OF SACRAMENTO, as Paying Agent

By _____
Authorized Officer

APPROVED AS TO FORM:

Assistant County Counsel

EXHIBIT A

[FORM OF BOND]

Number	UNITED STATES OF AMERICA	Amount
R-1	STATE OF CALIFORNIA	\$10,000,000
	SACRAMENTO COUNTY	

SACRAMENTO CITY UNIFIED SCHOOL DISTRICT
GENERAL OBLIGATION BONDS, ELECTION OF 2012
(MEASURE Q), 2018 SERIES F

<u>Interest Rate</u>	<u>Maturity Date</u>	<u>Dated</u>
____%	[August 1, 2024]	[Closing Date]

Registered Owner: [PURCHASER]

Principal Sum: TEN MILLION DOLLARS

SACRAMENTO CITY UNIFIED SCHOOL DISTRICT of Sacramento County, State of California (herein called the “District”), acknowledges itself obligated to and promises to pay to the registered owner identified above or registered assigns, but only from taxes collected by the County of Sacramento (the “County”) for such purpose pursuant to Section 15250 of the Education Code of the State of California, on the maturity date set forth above, the principal sum specified above in lawful money of the United States of America, and to pay interest thereon in like lawful money at the interest rate per annum stated above, computed on the basis of a 360-day year of twelve 30-day months, payable on February 1 and August 1 of each year, commencing February 1, 2019, until payment of said principal sum. If this Bond (hereinafter defined) is authenticated and registered on any date prior to the close of business on January 15, 2019, it shall bear interest from the date hereof. If authenticated during the period between any Record Date (defined as the 15th day of the month preceding an interest payment date) and the close of business on its corresponding interest payment date, it shall bear interest from such interest payment date. Otherwise, this Bond shall bear interest from the interest payment date immediately preceding the date of its authentication.

The principal hereof is payable to the registered owner hereof upon the surrender hereof at the place or places designated for the purpose by the paying agent/registrar and transfer agent of the District (herein called the “Paying Agent”), initially, the Director of Finance of the County of Sacramento. Payments of principal and interest made prior to maturity shall not require presentation and surrender of the Bond. The Owner of the Bond shall be required to surrender the Bond at maturity. The interest hereon is payable to the person whose name appears on the bond registration books of the Paying Agent as the registered owner hereof as of the close of business on the Record Date preceding each interest payment date, whether or not such day is a business day, such interest to be paid by check mailed to such registered owner at the owner’s address as it appears on such registration books, or at such other address filed with the Paying Agent for that purpose. Upon written request, given no later than the Record Date immediately preceding an

interest payment date, of the owner of the Bond, interest will be paid by wire transfer to an account maintained in the United States as specified by the owner in such request.

This Bond is issued as one installment bond in the aggregate to \$10,000,000 designated as “Sacramento City Unified School District General Obligation Bonds, Election of 2012 (Measure Q), 2018 Series F” (the “Bonds”). The outstanding principal amount will be reduced in the amount of each installment payment when paid. The Bonds were authorized by a vote of at least 55% of the voters voting at an election duly and legally called, held and conducted in the District on November 6, 2012. The Bonds are issued and sold by the Board of Education of the District pursuant to and in strict conformity with the provisions of the Constitution and laws of the State of California, a resolution approved by the Board of Education of the District (the “Board”) on June 21, 2018, and the Paying Agent Agreement, dated as of July 1, 2018 (the “Paying Agent Agreement”), by and between the District and the Paying Agent. Capitalized undefined terms used herein have the meanings ascribed thereto in the Paying Agent Agreement.

This Bond is transferable solely in accordance with the terms of the Paying Agent Agreement. The District and the Paying Agent may treat the registered owner hereof as the absolute owner hereof for all purposes, and the District and the Paying Agent shall not be affected by any notice to the contrary.

The Bond is not subject to optional redemption prior to maturity.

The Board hereby certifies and declares that the total amount of indebtedness of the District, including the amount of this Bond, is within the limit provided by law, that all acts, conditions and things required by law to be done or performed precedent to and in the issuance of this Bond has been done and performed in strict conformity with the laws authorizing the issuance of this Bond, that this Bond is in the form prescribed by order of this Board duly made and entered on its minutes and shall be payable out of the Interest and Sinking Fund of the District, and the money for the payment of the principal of this Bond, premium, if any, and the payment of interest hereon, shall be raised by taxation upon the taxable property of said District.

This Bond shall not be entitled to any benefit under the Paying Agent Agreement, or become valid or obligatory for any purpose, until the certificate of authentication and registration hereon endorsed shall have been signed by the Paying Agent.

IN WITNESS WHEREOF the Board of Education of the Sacramento City Unified School District has caused this Sacramento City Unified School District General Obligation Bond, Election of 2012 (Measure Q), 2018 Series F to be signed by manual or facsimile signatures of its President and of the Secretary of the Board.

Jessie Ryan, President, Board of Education of the
Sacramento City Unified School District

Jorge A. Aguilar, Secretary, Board of Education of
the Sacramento City Unified School District

CERTIFICATE OF AUTHENTICATION AND REGISTRATION

This is one of the Sacramento City Unified School District General Obligation Bonds, Election of 2012 (Measure Q), 2018 Series F described in the within-mentioned Paying Agent Agreement authenticated and registered on [Closing Date].

County of Sacramento, as Paying Agent/Registrar
and Transfer Agent

By _____
Authorized Officer

ASSIGNMENT

For value received the undersigned do(es) hereby sell, assign and transfer unto _____ the within-mentioned Registered Bond and hereby irrevocably constitute(s) and appoint(s) _____ attorney, to transfer the same on the books of the Paying Agent/Registrar and Transfer Agent with full power of substitution in the premises.

I.D. Number

NOTE: The signature(s) on this Assignment must correspond with the name(s) as written on the face of the within Registered Bond in every particular, without alteration or enlargement or any change whatsoever.

Dated: _____

Signature Guarantee: _____
Notice: Signature must be guaranteed by an eligible guarantor institution.

INSTALLMENT PAYMENT SCHEDULE

(a) Installment Payments. The Bond is subject to installment payments on August 1 in each of the years and in the respective principal amounts as set forth in the following schedule:

Installment Payment Date	Principal Amount
-----------------------------	---------------------

\$

†

† Maturity

EXHIBIT B

FORM OF INVESTOR LETTER

Raymond James & Associates, Inc.
San Francisco, California

_____ (“Purchaser”) has agreed to purchase the Sacramento City Unified School District General Obligation Bonds, Election of 2012 (Measure Q), 2018 Series F (the “Bonds”) in the amount of \$_____ which were issued in the original aggregate principal amount of \$10,000,000 by the Sacramento City Unified School District (the “District”). The Purchaser hereby represents that:

1. The Purchaser has sufficient knowledge and experience in financial and business matters, including purchase and ownership of municipal and other tax exempt obligations, to be able to, without reliance upon others, evaluate the risks and merits represented by the purchase of the Bonds.

2. The Purchaser has authority to purchase the Bonds and to execute this letter and any other instruments and documents required to be executed by the Purchaser in connection with the purchase of the Bonds.

3. The Purchaser is able to bear the economic risks of purchasing the Bonds. The Purchaser is a “qualified institutional buyer” as defined in Rule 144A promulgated under the Securities Act of 1933 or an “accredited investor” as defined in Rule 501 of Regulation D promulgated under the Securities Act of 1933, as amended. The Purchaser is not acting as a broker, dealer or municipal securities Purchaser in connection with its purchase of the Bonds.

4. The Purchaser understands that an official statement, prospectus, offering circular, or other comprehensive offering statement has not been provided with respect to the Bonds. The Purchaser has, without reliance upon others, made its own inquiry and analysis with respect to the District and Bonds and the security therefor, and other material factors affecting the security for and payment of the Bonds.

5. The Purchaser acknowledges that it has reviewed information, including financial statements and other financial information, regarding the District, and has had the opportunity to ask questions and receive answers from knowledgeable individuals concerning the District and the Bonds and the security therefor, so that, without reliance upon others, it has been able to make an informed decision to purchase the Bonds; provided, however, that this letter shall not constitute a waiver of any rights or remedies the Purchaser may have with respect to any material untrue information it may have received or any material information which was intentionally withheld from its review.

6. The Purchaser understands that the Bonds: (a) are not registered under the 1933 Act and are not registered or otherwise qualified for sale under the “Blue Sky” laws and regulations of any state, (b) are not listed on any stock or other securities exchange, and (c) have not been rated by any credit rating agency.

7. The Bonds are being acquired by the Purchaser for its own account and not with a

present view toward resale or distribution; provided, however, that the Purchaser reserves the right to sell, transfer or redistribute the Bonds, but agrees that any such sale, transfer or distribution by the Purchaser shall be made in accordance with the Paying Agent Agreement and applicable securities laws to a person or entity that executes a letter substantially in the form of this letter.

DATED this ____ day of _____ 2018.

[PURCHASER]

By: _____

Name: _____

Title: _____

BOND PURCHASE AGREEMENT

\$10,000,000

**SACRAMENTO CITY UNIFIED SCHOOL DISTRICT
GENERAL OBLIGATION BONDS, ELECTION OF 2012
(MEASURE Q), 2018 SERIES F**

[July 18], 2018

Board of Education
Sacramento City Unified School District
Sacramento, California

Members of the Board of Education:

The undersigned, [Purchaser] (the “Purchaser”), acting solely as a principal and not as fiduciary or agent for the District (as hereinafter defined) or advisor (including, without limitation, a “Municipal Advisor” (as such term is defined in Section 975(e) of the Dodd-Frank Wall Street Reform and Consumer Protection Act)), hereby offers to enter into this Bond Purchase Agreement (the “Purchase Contract”) with the Board of Education (the “Board”) of the Sacramento City Unified School District (the “District”), acting through its Superintendent or Authorized District Representative. The offer made hereby is subject to acceptance by the District by execution and delivery of this Purchase Contract to the Purchaser at or prior to 11:59 p.m., California time, on the date hereof, and, if not so accepted, will be subject to withdrawal by the Purchaser upon written notice to the District at any time prior to acceptance hereof by the District. Upon acceptance of this offer by the District in accordance with the terms hereof, this Purchase Contract will be binding upon the District and upon the Purchaser.

1. Purchase and Sale. Upon the terms and conditions and upon the basis of the representations, covenants, and agreements hereinafter set forth, the Purchaser hereby agrees to purchase from the District, and the District hereby agrees to sell to the Purchaser, all (but not less than all) of the \$10,000,000 aggregate principal amount of the Sacramento City Unified School District General Obligation Bonds, Election of 2012 (Measure Q), 2018 Series F (the “Bonds”), as a single installment payment bond in accordance with the installment schedule set forth in Appendix A hereto at the purchase price of par. The Bonds shall bear interest at the fixed rate of [_.__]%. Interest on the Bonds shall be calculated on the basis of a month of 30 days and a year of 360 days.

2. The Bonds. The District represents to the Purchaser that the Bonds shall be issued pursuant to Articles 4.5 of Chapter 3 of Part 1 of Division 2 of Title 5 of the Government Code of the State of California and other applicable law, and in accordance with Resolution No. 3017 of the Board of Education of the District, adopted on June 21, 2018 (the “Resolution”),

and pursuant to the terms of that certain Paying Agent Agreement dated as of July 1, 2018 (the “Paying Agent Agreement”), to be entered into by and between the District and the Director of Finance of the County of Sacramento, as paying agent (the “Paying Agent”) with respect to the Bonds. The Bonds shall conform in all respects to the terms and provisions set forth in the Resolution, the Paying Agent Agreement, and in this Purchase Contract, including in Appendix A hereto.

The Bonds shall be dated the date of delivery, expected to be [Closing Date], shall mature on August 1 in the year, in the principal amount, and pay interest at the rate shown in Appendix A. Interest on the Bonds shall be payable on February 1, 2019, and thereafter on February 1 and August 1 in each year until maturity. Final maturity for the Bonds shall be August 1, 2024.

The Bonds shall not be subject to optional redemption prior to maturity.

3. Representations and Agreements of the District. The District represents and covenants to the Purchaser that, as of the date hereof and as of the date of the Closing:

(a) The District is a school district duly organized and validly existing under the Constitution and general laws of the State of California.

(b) The District has full legal right, power, and authority to enter into this Purchase Contract, to adopt the Resolution, to enter into the Paying Agent Agreement, and to observe and perform the District’s covenants and agreements contained herein and therein.

(c) The Board of the District has duly adopted the Resolution in accordance with the laws of the State of California; the Resolution is in full force and effect and has not been amended, modified, or rescinded, and all representations of the District set forth in the Resolution are true and correct; the District has duly authorized and approved the execution and delivery of, and the observance and performance by the District of its covenants and agreements contained in, the Bonds and this Purchase Contract; the District has duly authorized and approved the consummation by it through its officers and agents of all other transactions contemplated therein to have been performed or consummated at or prior to the Closing Date; and the District has complied, and will at the Closing be in compliance in all respects, with its obligations in connection with the issuance of the Bonds contained in this Purchase Contract, the Resolution, the Paying Agent Agreement and the Bonds.

(d) The District will maintain a standard system of accounting in accordance with GAAP and will furnish to the Purchaser (a) a copy of its certified public accountant audited full-year financial statements to the Purchaser within 180 days of fiscal year end, commencing with its audited financial statements for the fiscal year ending June 30, 2018; provided that the District shall have an additional 90 days for submission of said financial statements, so long as the District is diligently pursuing the completion of such financial statements; (b) a copy of the District’s budget for each fiscal year promptly after it is adopted by the District; and (c) such other information as Purchaser may from time to time reasonably request.

(e) The District has, and has had, no financial advisory relationship with the Purchaser with respect to the Bonds, nor with any investment firm controlling, controlled by, or under common control with the Purchaser.

(f) The execution, sale and delivery by the District of the Bonds and the execution and delivery of this Purchase Contract, the compliance by it with the terms, conditions or provisions hereof and thereof, and the consummation on its part of the transactions herein and therein contemplated do not and will not, in any respect material for the performance by the District of its obligations under the Bonds or this Purchase Contract, conflict with or constitute a breach of or a default under nor contravene any law, administrative regulation, judgement, decree, loan agreement, indenture, bond, note, resolution, agreement or other instrument to which the District is a party or is otherwise subject, nor does any such execution, delivery, adoption or compliance result in the creation or imposition of any lien, charge or other security interest or encumbrance of any nature whatsoever upon any of the properties or assets of the District under any such law, administrative regulation, judgement, decree, loan agreement, indenture, bond, note, deed of trust, resolution, agreement or other instrument in any respect material to the performance by the District of its obligations under the Bonds or this Purchase Contract.

(g) There is no consent, approval, authorization or other order of, or filing with, or certification by, any regulatory authority having jurisdiction over the District required for the execution, delivery and sale of the Bonds or the consummation by the District of the transactions contemplated by this Purchase Contract, which has not been duly obtained or made and each such matter is in full force and effect.

(h) To the best knowledge of the District, none of the matters referred to in Section 9 hereof has occurred or is pending.

(i) The financial statements of the District for the fiscal year ended June 30, 2017, and audited by Crowe Horwath LLP, were prepared in accordance with generally accepted accounting principles in the United States (“GAAP”) consistently applied and present fairly the financial position of the District at the date thereof and the changes in financial position for the fiscal year ended on such date. Except as previously disclosed to the Purchaser, since June 30, 2017, there has been no material adverse change in such position or in the operation, properties or condition (financial or otherwise) of the District.

(j) There is no action, suit, proceeding, inquiry or investigation before or by any court, public board or body pending against or, to the best knowledge of the District, threatened against or affecting the District wherein an unfavorable decision, ruling or finding would adversely affect (i) the validity or enforceability of, or the authority or ability of the District to perform its obligations under, the Bonds and this Purchase Contract or (ii) the transactions contemplated to be performed by it under the Bonds and this Purchase Contract.

(k) The District is not in default as to the payment of principal or interest with respect to an obligation issued or incurred by the District.

(l) The District covenants that it will not take any action which would cause interest payable with respect to the Bonds to become includable in gross income for federal income tax purposes or subject to State of California personal income taxes.

5. Representations and Agreements of the Purchaser. The Purchaser represents and covenants to the District that, as of the date hereof and as of the date of the Closing:

(a) The Purchaser has sufficient knowledge and experience in financial and business matters, including lending to governments and the purchase and ownership of municipal and other tax exempt obligations, to be able to evaluate the risks and merits represented by the purchase of the Bonds.

(b) The Purchaser has authority to purchase the Bonds and to execute this Purchase Contract and any other instruments and documents required to be executed by the Purchaser in connection with the purchase of the Bonds.

(c) The Purchaser is able to bear the economic risks of purchasing the Bonds. The Purchaser is a “qualified institutional buyer” as defined in Rule 144A under the Securities Act of 1933, as amended. The Purchaser is not acting as a broker, dealer or municipal securities Purchaser in connection with its purchase of the Bonds.

(d) The Purchaser understands that an official statement, prospectus, offering circular, or other comprehensive offering statement has not been provided with respect to the Bonds. The Purchaser has made its own inquiry and analysis with respect to the District and Bonds and the security therefor, and other material factors affecting the security for and payment of the Bonds.

(e) The Purchaser acknowledges that it has reviewed information, including financial statements and other financial information, regarding the District, and has had the opportunity to ask questions and receive answers from knowledgeable individuals concerning the District and the Bonds and the security therefor, so that it has been able to make an informed decision to purchase the Bonds; provided, however, that this Purchase Contract shall not constitute a waiver of any rights or remedies the Purchaser may have with respect to any untrue information it may have received or any material information which was withheld from its review.

(f) The Purchaser understands that the Bonds: (i) are not registered under the 1933 Act and are not registered or otherwise qualified for sale under the “Blue Sky” laws and regulations of any state, (ii) are not listed on any stock or other securities exchange, and (iii) have not been rated by any credit rating agency.

(g) The Bonds are being acquired by the Purchaser for its own account and not with a present view toward resale or distribution; provided, however, that the Purchaser reserves the right to sell, transfer or redistribute the Bonds, but agrees that any such sale, transfer or distribution by the Purchaser shall be made in accordance with the Paying Agent Agreement and applicable securities laws to a person or entity:

- i. that is an affiliate of the Purchaser;

- ii. that is a trust or other custodial arrangement established by the Purchaser or one of its affiliates, the owners of any beneficial interest in which are limited to qualified institutional buyers or accredited investors; or
- iii. that executes the Investor Letter in the form substantially attached hereto as Appendix B.

5. Conditions to Closing.

(a) At the time of the Closing, (i) the District Resolution and this Purchase Contract shall be in full force and effect and shall not have been rescinded, amended, modified or supplemented, except as may have been agreed to by the Purchaser, and the District shall have adopted or executed and delivered, as the case may be, and there shall be in full force and effect such additional resolutions, agreements, opinions and certificates (including such certificates as may be required by regulations of the Internal Revenue Service in order to establish the tax-exempt character of interest evidenced by the Bonds), which resolutions, agreements, opinions and certificates shall be reasonably satisfactory in form and substance to the Purchaser, and there shall have been taken in connection therewith and in connection with the issuance of the Bonds all such action as shall, in the opinion of the Purchaser, be necessary in connection with the transactions contemplated hereby, (ii) the Bonds shall have been duly issued, authenticated and delivered, (iii) the District shall perform or have performed all of its obligations under or specified in this Purchase Contract to be performed by the District at or prior to the Closing and all representations and warranties by the District contained herein shall be true and correct in all material respects, and (iv) none of the conditions set forth in Section 9 hereof shall have occurred.

(b) At or before Closing, and contemporaneously with the acceptance of delivery of the Bonds, the District will provide to the Purchaser, in form and substance satisfactory to the Purchaser:

(1) a certificate or certificates, signed by appropriate officials of the District, confirming to the Purchaser that, as of the date of this Purchase Contract and at the time of Closing, to the best of the knowledge of said official or officials, there is no litigation pending, with service of process completed, or, to the best of the knowledge of such person, threatened, (i) concerning the validity of the Bonds, the corporate existence of the District, or the entitlement of the officers of the District who have signed the Bonds, and the various certificates and agreements of the District relating to the issuance and sale of Bonds, to their respective offices, or (ii) in which the District is named as defendant.

(2) a certificate or certificates, signed by an appropriate official of the District, confirming to the Purchaser that as of the Closing Date all of the representations of the District contained in this Purchase Contract are true, and that the District Resolution is in full force and effect and has not been amended, modified or rescinded.

(3) the opinion of Orrick, Herrington & Sutcliffe LLP, Bond Counsel with respect to the issuance of the Bonds (“Bond Counsel”), addressed to the District, approving the validity of the Bonds attached hereto as Appendix C, including a reliance letter addressed to Purchaser allowing Purchaser to rely on such opinion.

(4) the duly executed Tax Certificate of the District, dated the date of Closing, in form satisfactory to Bond Counsel.

(5) the receipt of the Paying Agent confirming payment by the Purchaser of the Purchase Price of the Bonds.

(6) a certified copy of the adopted District Resolution.

(7) an executed copy of the Paying Agent Agreement.

(8) an executed copy of this Purchase Contract.

(9) Such additional legal opinions, certificates, proceedings, instruments and other documents as the Purchaser or Bond Counsel may reasonably require to evidence (i) compliance by the District and the Paying Agent with legal requirements, (ii) the truth and accuracy, as of the time of Closing, of the representations of the District herein contained, and (iii) the due performance or satisfaction by the District at or prior to such time of all agreements then to be performed and all conditions then to be satisfied by the District.

(c) At or before Closing, and contemporaneously with the acceptance of delivery of the Bonds and the payment of the Purchase Price thereof, the Purchaser will provide to the District:

(1) the receipt of the Purchaser, in form satisfactory to the District and signed by an authorized officer of the Purchaser, confirming delivery of the Bonds to the Purchaser and the satisfaction or waiver of all conditions and terms of this Purchase Contract by the District.

(2) the Investor Letter in the form substantially attached hereto as Appendix B.

6. Closing. At or before 11:00 a.m., California time, on [Closing Date], or at such other date and time as shall have been mutually agreed upon by the District and the Purchaser, the District shall deliver or cause to be delivered to the Purchaser the Bonds duly executed by the District, together with the other documents described in Section 5(a) and (b) hereof; and the Purchaser will accept such delivery and pay the Purchase Price of the Bonds as set forth in Section 1 hereof in immediately available funds by federal funds wire, in an aggregate amount equal to such Purchase Price, plus accrued interest, if any, on the Bonds from the date thereof to the date of such payment, and shall deliver to the District the other documents described in Section 5(b) hereof, as well as any other documents or certificates Bond Counsel shall reasonably require.

Payment for the delivery of the Bonds as described herein shall be made to the Paying Agent on behalf of the District in San Francisco, California, or at such other place or by other means as shall have been mutually agreed upon by the District and the Purchaser. The Bonds will be delivered at such other place as shall have been mutually agreed upon by the District and the Purchaser. All other documents to be delivered in connection with the delivery of the Bonds shall be delivered at the offices of Orrick, Herrington & Sutcliffe LLP, 405 Howard Street, San

Francisco, California. Such payment and delivery is herein called the “Closing” and the date thereof the “Closing Date.”

7. Expenses. [The Purchaser shall be under no obligation to pay and the District shall pay any expenses incident to, or in connection with, the offering, issuance and sale of the Bonds, including, but not limited to: (i) the cost of the preparation and reproduction of the documents to be delivered by the District hereunder; (ii) the fees and disbursements of Bond Counsel; (iii) the costs of the preparation, printing and delivery of the Bonds; (iv) fees required to be paid to the California Debt and Investment Advisory Commission (“CDIAC”), (v) fees and expenses of the Paying Agent for the Bonds; (vi) fees and disbursements of Raymond James & Associates, Inc. (the “Placement Agent”); and (vii) fees and disbursements of any counsel to the Purchaser in an amount not to exceed \$7,500. The foregoing costs and expenses shall be paid out of the proceeds of the sale of Bonds or by the District. If either the District or the Purchaser shall have paid obligations of the other as set forth in this Section, adjustment shall be made at the Closing or as soon thereafter as practicable.

All other costs and expenses incurred by the Purchaser as a result of or in connection with the purchase of the Bonds shall be borne by the Purchaser, including, but not limited to CUSIP fees.]

8. Purchaser’s Right to Terminate. Notwithstanding anything contained herein, the Purchaser may terminate its obligations hereunder by written notice to the District if, at any time subsequent to the date hereof on or prior to the Closing:

(a) Legislation shall have been enacted or any action shall have been taken by the Securities and Exchange Commission that, in the reasonable judgment of the Purchaser, has the effect of requiring either (A) the offer or sale of the Bonds to be registered under the Securities Act of 1933, as amended (the “Securities Act”), or any other “security,” as defined in the Securities Act, issued in connection with or as part of the issuance of the Bonds to be so registered, or (B) the Paying Agent Agreement to be qualified under the Trust Indenture Act of 1939, as amended;

(b) Any litigation shall be pending or shall have been threatened in writing (i) affecting the existence of the District or the titles of its officers to their respective offices; (ii) seeking to prohibit, restrain or enjoin the issuance, sale, execution or delivery of the Bonds or payment, collection or application of the proceeds thereof; (iii) in any way contesting or affecting any authority for of the validity or enforceability of the Bonds, the Paying Agent Agreement or this Purchase Contract or the transactions contemplated hereby or thereby; (iv) in any way contesting the powers of the District or any authority for the issuance of the Bonds, the adoption by the Board of Education of the District of the District Resolution or the performance by the District of its obligations under the Bonds, the Paying Agent Agreement or this Purchase Contract, or the execution and delivery by the District or the performance by the District of its obligations under the Paying Agent Agreement or this Purchase Contract; or (v) wherein an unfavorable decision, ruling or finding would have a material adverse effect on the District or the Bonds or the transactions contemplated herein;

(c) There shall have occurred any material adverse change in the financial condition or general affairs of the District that, in the reasonable judgment of the Purchaser, materially adversely affects the District or the Bonds or the transactions contemplated herein;

(d) There shall have occurred an escalation of any current international or national crisis or another international or national crisis, a suspension of stock exchange trading, or a banking moratorium that, in the reasonable judgment of the Purchaser, materially adversely affects the market price of the Bonds;

(e) The federal or state constitution shall have been amended, or any federal or state court, legislative body, regulatory body, or other authority shall issue a decision, ruling, order, rule or regulation, that adversely affects the validity or enforceability of the Bonds or the Paying Agent Agreement; or

(f) Any representation or warranty contained herein or any other document or certificate furnished to the Purchaser by or on behalf of the District in connection herewith or with the Bonds is or becomes untrue or incorrect or the District fails to perform any covenant or condition required to be performed by it pursuant hereto.

10. Notices. Any notice or other communication to be given under this Purchase Contract (other than the acceptance hereof as specified in the introductory paragraph hereof) may be given to the District by delivering the same in writing to the District at the address given below, and may be given to the Purchaser by delivering the same in writing to the address of the Purchaser set forth below, or such other address as the District or the Purchaser may designate by notice to the other party.

To the District: Sacramento City Unified School District
5735 47th Avenue
Sacramento, California 95824
Attn: Chief Business Officer

To the Purchaser: [Purchaser
Address Line 1
Address Line 2
Address Line 3]

11. Governing Law. The validity, interpretation, and performance of this Purchase Contract shall be governed by the laws of the State of California.

13. Patriot Act Notice. The District agrees upon a written notice from the Purchaser that pursuant to the requirements of the Patriot Act that the Purchaser is required to obtain, verify and record information that identifies the District, which information includes the name and address of the District and other information that will allow the Purchaser to identify the District in accordance with the Patriot Act, that the District shall promptly provide such information to the Purchaser.

14. Disclosures. The Purchaser is purchasing the bond on the Closing Date subject to the additional following terms: (i) the Bonds are not being registered under the Securities

Act of 1933 and are not being registered or otherwise qualified for sale under the “Blue Sky” laws and regulations of any state; (ii) the Purchaser will hold the Bonds as one single debt instrument; (iii) no CUSIP numbers will be obtained for the Bonds; (iv) no final official statement has been prepared in connection with the private placement of the Bonds; (v) the Bonds will not close through The Depository Trust Company or any similar repository and will not be in book entry form; (vi) the Bonds shall not be rated by any rating agency; and (vii) the Bonds are not listed on any stock or other securities exchange.

15. Parties in Interest. This Purchase Contract, when accepted by the District in writing as heretofore specified, shall constitute the entire agreement between the District and the Purchaser, and is solely for the benefit of the District and the Purchaser (including the successors or assigns thereof). No other person shall acquire or have any rights hereunder or by virtue hereof. All representations and agreements in this Purchase Contract of each of the parties hereto shall remain operative and in full force and effect, regardless of (a) delivery of and payment for the Bonds hereunder, or (b) any termination of this Purchase Contract.

16. Headings. The headings of the paragraphs and Sections of this Purchase Contract are inserted for convenience of reference only and shall not be deemed to be a part hereof.

17. Effectiveness. This Purchase Contract shall become effective upon the execution of the acceptance hereof by the Authorized District Representative, and shall be valid and enforceable at the time of such acceptance.

18. Counterparts. This Purchase Contract, for the purchase and sale of the Sacramento City Unified School District General Obligation Bonds, Election of 2012 (Measure Q), 2018 Series F, may be executed in several counterparts, which together shall constitute one and the same instrument.

Respectfully submitted,

[PURCHASER]

By: _____
Authorized Officer

Accepted: [July 18], 2018

Time: _____ (PDT)

SACRAMENTO CITY UNIFIED SCHOOL
DISTRICT

By: _____
Gerardo Castillo, CPA, Chief Business Officer

APPENDIX A

**TERMS OF THE
SACRAMENTO CITY UNIFIED SCHOOL DISTRICT
GENERAL OBLIGATION BONDS, ELECTION OF 2012
(MEASURE Q), 2018 SERIES F**

I. Payment Provisions

Interest Rates: See attached Bond Installment Payment Schedule as Schedule A.

Principal Installment Payments: See attached Bond Installment Payment Schedule as Schedule A.

SCHEDULE A

**Bond Installment Payment Schedule
Sacramento City Unified School District
(Sacramento County, California)
General Obligation Bonds, Election of 2012
(Measure Q), 2018 Series F**

[To come]

APPENDIX B

FORM OF INVESTOR LETTER

[Raymond James & Associates, Inc.
San Francisco, California]

_____ (“Purchaser”) has agreed to purchase the Sacramento City Unified School District General Obligation Bonds, Election of 2012 (Measure Q), 2018 Series F (the “Bonds”) in the amount of \$_____ which were issued in the original aggregate principal amount of \$10,000,000 by the Sacramento City Unified School District (the “District”). The Purchaser hereby represents that:

1. The Purchaser has sufficient knowledge and experience in financial and business matters, including purchase and ownership of municipal and other tax exempt obligations, to be able to, without reliance upon others, evaluate the risks and merits represented by the purchase of the Bonds.

2. The Purchaser has authority to purchase the Bonds and to execute this letter and any other instruments and documents required to be executed by the Purchaser in connection with the purchase of the Bonds.

3. The Purchaser is able to bear the economic risks of purchasing the Bonds. The Purchaser is a “qualified institutional buyer” as defined in Rule 144A promulgated under the Securities Act of 1933 or an “accredited investor” as defined in Rule 501 of Regulation D promulgated under the Securities Act of 1933, as amended. The Purchaser is not acting as a broker, dealer or municipal securities Purchaser in connection with its purchase of the Bonds.

4. The Purchaser understands that an official statement, prospectus, offering circular, or other comprehensive offering statement has not been provided with respect to the Bonds. The Purchaser has, without reliance upon others, made its own inquiry and analysis with respect to the District and Bonds and the security therefor, and other material factors affecting the security for and payment of the Bonds.

5. The Purchaser acknowledges that it has reviewed information, including financial statements and other financial information, regarding the District, and has had the opportunity to ask questions and receive answers from knowledgeable individuals concerning the District and the Bonds and the security therefor, so that, without reliance upon others, it has been able to make an informed decision to purchase the Bonds; provided, however, that this letter shall not constitute a waiver of any rights or remedies the Purchaser may have with respect to any material untrue information it may have received or any material information which was intentionally withheld from its review.

6. The Purchaser understands that the Bonds: (a) are not registered under the 1933 Act and are not registered or otherwise qualified for sale under the “Blue Sky” laws and regulations of any state, (b) are not listed on any stock or other securities exchange, and (c) have not been rated by any credit rating agency.

7. The Bonds are being acquired by the Purchaser for its own account and not with a present view toward resale or distribution; provided, however, that the Purchaser reserves the right to sell, transfer or redistribute the Bonds, but agrees that any such sale, transfer or distribution by the Purchaser shall be made in accordance with the Paying Agent Agreement and applicable securities laws to a person or entity that executes a letter substantially in the form of this letter.

DATED this ____ day of _____ 2018.

[PURCHASER]

By: _____
Name: _____
Title: _____

APPENDIX C

FORM OF FINAL OPINION OF BOND COUNSEL

[Subject to revision]

[Delivery Date]

Board of Education
Sacramento City Unified School District
Sacramento, California

Sacramento City Unified School District
General Obligation Bonds, Election of 2012
(Measure Q), 2018 Series F
(Final Opinion)

Ladies and Gentlemen:

We have acted as bond counsel to the Sacramento City Unified School District (the “District”), which is located in the County of Sacramento, California (the “County”), in connection with the issuance by the District of \$10,000,000 aggregate principal amount of bonds designated as “Sacramento City Unified School District General Obligation Bonds, Election of 2012 (Measure Q), 2018 Series F” (the “Bonds”). The Bonds are authorized by a resolution adopted by the Board of Education of the District on June 21, 2018 (the “Resolution”), and issued pursuant to a paying agent agreement, dated as of July 1, 2018 (the “Paying Agent Agreement”), between the District and the Director of Finance of the County, as paying agent (the “Paying Agent”). Capitalized terms not otherwise defined herein shall have the meanings ascribed thereto in the Paying Agent Agreement.

In such connection, we have reviewed the Resolution, the Paying Agent Agreement, the tax certificate of the District dated the date hereof (the “Tax Certificate”), certificates of the District, the Paying Agent, the County, and others, and such other documents, opinions and matters to the extent we deemed necessary to render the opinions set forth herein.

The opinions expressed herein are based on an analysis of existing laws, regulations, rulings and court decisions and cover certain matters not directly addressed by such authorities. Such opinions may be affected by actions taken or omitted or events occurring after the date hereof. We have not undertaken to determine, or to inform any person, whether any such actions are taken or omitted or events do occur or any other matters come to our attention after the date hereof. Accordingly, this letter speaks only as of its date and is not intended to, and may not, be relied upon or otherwise used in connection with any such actions, events or matters. Our engagement with respect to the Bonds has concluded with their issuance, and we disclaim any obligation to update this letter. We have assumed the genuineness of all documents and signatures presented to us (whether as originals or as copies) and the due and legal execution and delivery thereof by, and validity against, any parties other than the District. We have assumed, without undertaking to verify, the accuracy of the factual matters represented, warranted or certified in the documents and of the legal conclusions contained in the opinions, referred to in the second paragraph hereof.

Furthermore, we have assumed compliance with all covenants and agreements contained in the Resolution, the Paying Agent Agreement, and the Tax Certificate, including (without limitation) covenants and agreements compliance with which is necessary to assure that future actions, omissions or events will not cause interest on the Bonds to be included in gross income for federal income tax purposes. We call attention to the fact that the rights and obligations under the Bonds, the Resolution, the Paying Agent Agreement, and the Tax Certificate and their enforceability may be subject to bankruptcy, insolvency, receivership, reorganization, arrangement, fraudulent conveyance, moratorium and other laws relating to or affecting creditors' rights, to the application of equitable principles, to the exercise of judicial discretion in appropriate cases and to the limitations on legal remedies against school districts and counties in the State of California. We express no opinion with respect to any indemnification, contribution, liquidated damages, penalty (including any remedy deemed to constitute a penalty), right of set-off, arbitration, judicial reference, choice of law, choice of forum, choice of venue, non-exclusivity of remedies, waiver or severability provisions contained in the foregoing documents, nor do we express any opinion with respect to the state or quality of title to or interest in any of the assets described in or as subject to the lien of the Resolution or the accuracy or sufficiency of the description contained therein of, or the remedies available to enforce liens on, any such assets. Our services did not include financial or other non-legal advice. Finally, we undertake no responsibility for the accuracy, completeness or fairness of any offering material relating to the Bonds and express no opinion with respect thereto.

Based on and subject to the foregoing, and in reliance thereon, as of the date hereof, we are of the following opinions:

1. The Bonds constitute valid and binding obligations of the District.
2. The Board of Supervisors of the County has power and is obligated to levy *ad valorem* taxes without limitation as to rate or amount upon all property within the District's boundaries subject to taxation by the District (except certain personal property which is taxable at limited rates) for the payment of the Bonds and the interest thereon.
3. Interest on the Bonds is excluded from gross income for federal income tax purposes under Section 103 of the Internal Revenue Code of 1986 and is exempt from State of California personal income taxes. Interest on the Bonds is not a specific preference item for purposes of the federal alternative minimum tax. We express no opinion regarding other tax consequences related to the ownership or disposition of, or the amount, accrual or receipt of interest on, the Bonds.

Faithfully yours,

ORRICK, HERRINGTON & SUTCLIFFE LLP

per

PLACEMENT AGENT AGREEMENT

July 1, 2018

Sacramento City Unified School District
Sacramento, California

The undersigned, Raymond James & Associates, Inc. (the "Placement Agent"), offers to enter into the following agreement (this "Agreement") with the Sacramento City Unified School District (the "District"), which, upon acceptance by the District, will be binding upon the District and the Placement Agent.

Upon the terms and conditions and upon the basis of the representations, warranties and agreements set forth herein, the Placement Agent and District hereby agree as follows:

1. Appointment of Placement Agent; Placement of Bonds. (a) The District hereby appoints the Placement Agent to act as the exclusive placement agent for the District in connection with the private sale and issuance of its General Obligation Bonds, Election of 2012 (Measure Q), 2018 Series F (the "Bonds"), and the Placement Agent hereby accepts such appointment. As compensation for its services hereunder, the Placement Agent shall charge a fee equal to \$25,000. At the closing of any such sale, the District shall pay or cause to be paid such fee to the Placement Agent by wire transfer or immediately available funds. The above fee does not include any services the Placement Agent may render in the future to the District with respect to any offering or placement of municipal securities other than the Bonds.

(b) The District will provide the purchaser of the Bonds with the opportunity to ask questions and receive answers. The District shall (i) allow the purchaser an opportunity to conduct its own independent examination of, and ask questions and receive answers concerning, the District, the Paying Agent, the Paying Agent Agreement, the Bonds, and the security therefor, and the transactions and documents related to or contemplated by the foregoing, and (ii) furnish the purchaser with all documents and information regarding the District, the Paying Agent, the Paying Agent Agreement, the Bonds, and the security therefor, and the transactions and documents related to or contemplated by the foregoing, and all matters related thereto, that the purchaser requests.

(c) The District understands that the Placement Agent will be acting as the agent of the District in the offering and sale of the Bonds and agrees that, in connection therewith, the Placement Agent will use its "best efforts" to place the Bonds. This Agreement shall not give rise to any expressed or implied commitment by the Placement Agent to purchase or place any of the Bonds.

(d) The District acknowledges and agrees that (i) arranging for buyers to purchase the Bonds pursuant to this Agreement is an arm's-length commercial transaction between the District and the Placement Agent, (ii) in connection with such transaction, the Placement Agent is acting solely as a principal and not as an agent or a fiduciary of the District, (iii) the Placement Agent has not assumed (individually or collectively) a fiduciary responsibility in favor of the District with respect to (A) the placement of the Bonds or the process leading thereto (whether or

not the Placement Agent has advised or is currently advising the District on other matters), or (B) any other obligation to the District except the obligations expressly set forth in this Agreement, and (iv) the District has consulted with its own legal and other professional advisors to the extent it deemed appropriate in connection with the placement of the Bonds. The District agrees that it will not claim that the Placement Agent has rendered advisory services of any nature or respect, or owes a fiduciary or similar duty to the District in connection with such transaction or the process leading thereto. The Placement Agent is not acting as a municipal advisor as defined in Section 15B of the Securities Exchange Act of 1934, as amended, in connection with the matters contemplated by this Agreement. The District acknowledges that it has previously provided the Placement Agent with an acknowledgement of receipt of the required disclosure of the Placement Agent's role under Rule G-17 of the Municipal Securities Rulemaking Board.

2. Covenants, Representations and Warranties of the District. The District represents, warrants and agrees as follows:

(a) the District is, and will be at the Closing Date, a duly organized, validly existing and operating school district pursuant to the laws of the State of California (the "State") with full power and authority to observe and perform the covenants and agreements set forth in this Agreement;

(b) by official action of the District, prior to or concurrently with the acceptance hereof, the District (i) has duly adopted a resolution authorizing and approving the execution and delivery of this Agreement, and the performance of its obligations contained herein, and (ii) such resolution is in full force and effect and has not been amended or supplemented as of the date hereof;

(c) the execution and delivery of this Agreement and compliance with the provisions on the District's part contained therein do not and will not conflict with or constitute a breach of or default under any law, administrative regulation, judgment, decree, statute, indenture, mortgage, deed of trust, bond, note, resolution, agreement or other instrument to which the District is a party or by which the District is bound; and

(d) any certificate signed by an authorized officer of the District and delivered to the Placement Agent shall be deemed a representation and warranty by the District in connection with this Agreement to the Placement Agent as to the statements made therein for the purposes for which such statements are made.

3. Reliance. The District recognizes that, in providing services under this Agreement, the Placement Agent will rely upon and assume the accuracy and completeness of the financial, accounting, tax and other information discussed with or reviewed by the Placement Agent for such purpose, and the Placement Agent does not assume responsibility for the accuracy and completeness thereof. The Placement Agent will have no obligation to conduct any independent evaluation or appraisal of the assets or the liabilities of the District or any other party or to advise or opine on related solvency issues. Nothing in this Agreement is intended to confer upon any other person (including creditors, employees or other constituencies of the District) any rights or remedies hereunder or by reason hereof.

4. Termination. The Placement Agent's authorization to carry out its duties hereunder may be terminated by the District or the Placement Agent at any time with or without cause, effective upon receipt of written notice to that effect by the other party.

5. Notices. Any notice or other communication to be given to any of the parties to this Agreement may be given by delivering the same in writing to the District at: Sacramento City Unified School District, 5735 47th Avenue, Sacramento, CA 95824, Attention: Chief Business Officer; and to the Placement Agent at: Raymond James & Associates, Inc., One Embarcadero Center, Suite 650, San Francisco, CA 94111.

6. Survival of Representations, Warranties and Agreements. This Agreement is made solely for the benefit of the District and the Placement Agent, and no other person shall acquire or have any right hereunder or by virtue hereof. All of the representations, warranties and agreements of the District contained in this Agreement shall remain operative and in full force and effect regardless of delivery of any payment for the Bonds.

7. Effectiveness. This Agreement shall become effective upon the execution of the acceptance hereof by a duly authorized signatory of the District, which acceptance hereof shall be indicated on the signature page hereof, and shall be valid and enforceable as of the time of such acceptance. This Agreement may be executed by facsimile transmission and in several counterparts, each of which shall be regarded as an original and all of which shall constitute one and the same document.

8. Governing Law. This Agreement shall be governed by and construed in accordance with the laws of the State of California.

Very truly yours,

RAYMOND JAMES & ASSOCIATES, INC.

By: _____
Authorized Representative

Accepted and Agreed:

**SACRAMENTO CITY UNIFIED SCHOOL
DISTRICT**

By: _____
Gerardo Castillo, CPA, Chief Business Officer



SACRAMENTO CITY UNIFIED SCHOOL DISTRICT BOARD OF EDUCATION

Agenda Item 10.1

Meeting Date: June 21, 2018

Subject: Public Hearing on the Material Revision of the Charter Petition for Gateway Community Charters: Sacramento Academic and Vocational Academy-SCUSD

- Information Item Only
- Approval on Consent Agenda
- Conference (for discussion only)
- Conference/First Reading (Action Anticipated: August 16, 2018)
- Conference/Action
- Action
- Public Hearing

Division: Academic Office

Recommendation: To conduct Public Hearing to consider the level of support for the Material Revision of the Charter Petition for Gateway Community Charters: Sacramento Academic and Vocational Academy-SCUSD (SAVA-SCUSD).

Background/Rationale: SAVA-SCUSD is a Sacramento City Unified School District authorized independent charter school. The Charter Petition was approved on November 2, 2017 for a five-year term effective July 1, 2018 through June 30, 2023. The charter school's request to add a resource center in collaboration with WIND Youth Center at 815 S Street in Sacramento is a material revision to the Charter Petition.

Pursuant to Education Code 47607 (a) (1), a material revision of the provisions of a charter petition may be made only with the approval of the authority that granted the charter; (a) (2), renewals and material revisions of charters are governed by the standards and criteria in Section 47605.

Financial Considerations: Financial and compliance considerations will be made available for this agenda item after staff has thoroughly reviewed the required information related to the material revision request.

LCAP Goal(s): Family and Community Empowerment

Documents Attached:

1. Executive Summary
2. Public Hearing Notice
3. Charter Petition: <http://www.scusd.edu/charter-petitions>

Estimated Time of Presentation: 5 Minutes

Submitted by: Iris Taylor, Chief Academic Officer

Jack Kraemer, Director,

Innovative Schools and Charter Oversight

Approved by: Jorge A. Aguilar, Superintendent

Board of Education Executive Summary

Academic Office

Public Hearing on the Material Revision of the Charter Petition for Gateway Community Charters: Sacramento Academic and Vocational Academy-SCUSD
June 21, 2018



I. Overview/History:

Gateway Community Charters: Sacramento Academic and Vocational Academy-SCUSD (SAVA-SCUSD) is a Sacramento City Unified School District authorized independent charter school. The Charter Petition was approved on November 2, 2017 for a five-year term effective July 1, 2018 through June 30, 2023. The charter school's request to add a resource center in collaboration with WIND Youth Center at 815 S Street in Sacramento is a material revision to the Charter Petition.

The purpose of the Public Hearing is to consider the level of support for the Material Revision of the Charter Petition for Gateway Community Charters: Sacramento Academic and Vocational Academy-SCUSD (SAVA-SCUSD).

II. Driving Governance:

Pursuant to Education Code 47607 (a) (1), a material revision of the provisions of a charter petition may be made only with the approval of the authority that granted the charter; (a) (2), renewals and material revisions of charters are governed by the standards and criteria in Section 47605.

III. Budget:

The budget should be detailed within the required information related to the material revision request. District staff will present a review of the charter's financials and provide the Board with a review and analysis of the findings at the Board Meeting on August 16, 2018.

IV. Goals, Objectives and Measures:

The goal of the Public Hearing is for the Board of Education to consider the level of support for the Material Revision of the Charter Petition for SAVA-SCUSD. District staff will present a comprehensive evaluation of the material revision information and provide the Board of Education with a review and analysis of the findings at the Board Meeting on August 16, 2018.

V. Major Initiatives:

Not Applicable.

VI. Results:

Not Applicable.

VII. Lessons Learned/Next Steps:

- District staff conducts a thorough and comprehensive evaluation of the material revision information.

Board of Education Executive Summary

Academic Office

Public Hearing on the Material Revision of the Charter Petition for Gateway
Community Charters: Sacramento Academic and Vocational Academy-SCUSD
June 21, 2018



- District staff presents the findings, review, and analysis of the material revision information at the Board Meeting on August 16, 2018.
- The Board considers District staff's findings, review, and analysis, to thereafter approve or deny the material revision request at the Board Meeting on August 16, 2018.

Sacramento City Unified School District
Gateway Community Charters: Sacramento Academic and Vocational Academy-SCUSD

NOTICE OF PUBLIC HEARING

The Sacramento City Unified School District hereby gives notice that a
Public Hearing will be held as follows:

Topic of Hearing:

**Public Hearing on the Material Revision of the Charter Petition for
Gateway Community Charters: Sacramento Academic and Vocational Academy-SCUSD**

Copies of this program may be inspected at:

**Serna Educational Center
5735 47th Avenue
Sacramento, CA 95824**

The Sacramento City Unified School District Governing Board will hold a public hearing in accordance with Education Code section 47607 (a) (1) (2) to consider the level of support for the Material Revision of the Charter Petition for Gateway Community Charters: Sacramento Academic and Vocational Academy-SCUSD.

HEARING DATE: Thursday, June 21, 2018

TIME: 6:00 p.m.

LOCATION: Serna Educational Center
5735 47th Avenue
Sacramento, CA 95824

FOR ADDITIONAL INFORMATION CONTACT: Jack Kraemer at jack-kraemer@scusd.edu or
(916) 643-9079.



SACRAMENTO CITY UNIFIED SCHOOL DISTRICT BOARD OF EDUCATION

Agenda Item 11.1a

Meeting Date: June 21, 2018

Subject: Approval of Grants, Entitlements, and Other Income Agreements
Ratification of Other Agreements
Approval of Bid Awards
Approval of Declared Surplus Materials and Equipment
Change Notices
Notices of Completion

- Information Item Only
- Approval on Consent Agenda
- Conference (for discussion only)
- Conference/First Reading (Action Anticipated: _____)
- Conference/Action
- Action
- Public Hearing

Division: Business Services

Recommendation: Recommend approval of items submitted.

Background/Rationale:

Financial Considerations: See attached.

LCAP Goal(s): College, Career and Life Ready Graduates; Safe, Emotionally Healthy, Engaged Students; Operational Excellence

Documents Attached:

1. Grants, Entitlements, and Other Income Agreements
2. Recommended Bid Awards – Supplies/Equipment
3. Approval of Declared Surplus Materials and Equipment
4. Recommended Bid Awards – Facilities Projects
5. Notices of Completion – Facilities Projects

Estimated Time of Presentation: N/A

Submitted by: Gerardo Castillo, CPA, Chief Business Officer
Jessica Sulli, Contract Specialist

Approved by: Jorge A. Aguilar, Superintendent

GRANTS, ENTITLEMENTS AND OTHER INCOME AGREEMENTS – REVENUE

Contractor

New Grant

Amount

ADULT EDUCATION

Sacramento Employment & Training Agency (SETA) A18-00109	<input type="checkbox"/> Yes <input checked="" type="checkbox"/> No, received grant in 2017/18	\$160,747 No Match
7/1/18 – 6/30/19: The Workforce Innovation and Opportunity Act, Title I, Youth Programs funds provide service to 29 Out-of-School Youth participants at Charles A. Jones Career and Education Center. Out-of-School participants are individuals between the ages of 18 and 24 who are not currently enrolled in public or private education, and who may or may not have completed a high school diploma, GED certificate or equivalent. Students participate in an intensive program with low student-to-staff ratios for personalized assistance and are provided guidance and support to meet their educational goals.		

CHILD DEVELOPMENT

Sacramento Employment & Training Agency (SETA) A18-00102	<input type="checkbox"/> Yes <input checked="" type="checkbox"/> No, received grant in 2017/18	Original Head Start Grant: \$8,676,626 Increase: \$236,272 New Total: \$8,912,898 Original Early Head Start Grant: \$1,809,920 Increase: \$46,341 New Total: \$1,856,261
8/1/18 – 7/31/19: Increase to Head Start and Early Head Start Grants (2.6% COLA) and increase to Head Start Training & Technical Assistance Grant (56% COLA). The Child Development Department enrolls and serves 1,291 children within Head Start, Children’s Centers, Infant/Toddler, and Home Based Programs. Children ages 3-5 enrolled in the Head Start Program receive comprehensive services, including mental health and health screenings. Families are encouraged to enter into partnership agreements to set family goals. Goals include completing school, seeking new employment opportunities, nutrition education, and learning child development strategies. Early Head Start serves pregnant teens and children ages 0-3 years. Social workers, registered nurses, and other health professionals provide direct services and referrals to program participants.		

Sacramento Employment & Training Agency (SETA) A18-00103	<input type="checkbox"/> Yes <input checked="" type="checkbox"/> No, received grant in 2017/18	Original Grant: \$737,226 Increase: \$18,713 New Total: \$755,939
8/1/18 – 7/31/19: Increase to Early Head Start Expansion Partnership Grant (2.6% COLA). Grant provides funding to serve 40 infants and toddlers at three sites: American Legion, Hiram Johnson High School and Elder Creek Elementary School. Early Head Start serves children ages 0-3 years. Social workers, registered nurses, and other health professionals provide direct services and referrals to program participants.		

California Department of Education A18-00104	<input type="checkbox"/> Yes <input checked="" type="checkbox"/> No, received funds in 2017/18	\$7,622,917 No Match
7/1/17 – 6/30/18: State Preschool Program Contract and Resolution Certifying Approval of the Governing Board to Enter into Transactions with the California Department of Education for the		

purpose of Providing Child Care and Development Services. Part and full-day preschool programs are comprehensive, developmental programs for three to five-year-old children from low-income families. Programs emphasize parent education and encourage parent involvement. Activities are developmentally, culturally, and linguistically appropriate for the children served. Programs also provide meals or snacks to children, referrals to health and social services for families, and staff development opportunities. The district is reimbursed \$45.73 per child, per day.

California Department of Education A18-00105	<input type="checkbox"/> Yes <input checked="" type="checkbox"/> No, received funds in 2017/18	\$782,613 No Match
---	---	-----------------------

7/1/17 – 6/30/18: General Child Care and Development Program Contract and Resolution Certifying Approval of the Governing Board to Enter into Transactions with the California Department of Education for the Purpose of Providing Child Care and Development Services. This full-day program serves school-age and infant/toddlers. General child care and development programs are state and federally funded programs that use centers and family child care home networks operated or administered by either public or private agencies and local educational agencies. Programs provide an educational component that is developmentally, culturally, and linguistically appropriate for the children served. The programs also provide meals and snacks to children, parent education, referrals to health and social services for families, and staff development opportunities. The district is reimbursed \$45.44 per child, per day.

California Department of Education A18-00106	<input type="checkbox"/> Yes <input checked="" type="checkbox"/> No, received funds in 2017/18	\$15,000 No Match
---	---	----------------------

7/1/18 – 6/30/19: Pre-Kindergarten and Family Literacy Program Contract and Resolution Certifying Approval of the Governing Board to Enter into Transactions with the California Department of Education for the Purpose of Providing Child Care and Development Services. Contract provides funding for supplemental support for interactive literacy activities for children and families. Funds will be used for materials for the “Raising a Reader” program at Ethel Phillips, Fr. Keith B. Kenny, John Sloat, Oak Ridge, and Susan B. Anthony elementary schools. “Raising a Reader” program provides preschool families with books each week to read. Supplemental support includes district and community resources for adult literacy and information on the importance of reading with children.

RECOMMENDED BID AWARDS – SUPPLIES/EQUIPMENT

BID No. 180403 Nutrition Services – Fresh Produce, Elementary Schools

Recommendation: Award to General Produce

Amount: \$340,682.75

Funding Source: Funding is through Nutrition Services

This Bid is Nutrition Services - Fresh Produce, Elementary Schools. The Bid was lawfully advertised on April 23 and April 30, 2018. This is a one (1) year bid with the possibility of two (2), one (1) year extensions. Purchasing recommends the listed vendor based on bid criteria as the most responsive bidder meeting specifications. This is an all or none bid. Items awarded are in line with California Government Code and Child Nutrition Reauthorization Act.

BIDDER	BIDDER LOCATION	AMOUNT
General Produce Co.	Sacramento, CA	\$340,682.75
Gold Star Foods	Ontario, CA	\$303,427.88

RFP No. 180504 Elevator and Chairlift Maintenance

Recommendation: Elevator Industries
 Amount: See pricing below
 Funding Source: Funding is through Purchasing Services

This Request for Proposal (RFP) is for Elevator and Chairlift Maintenance. The bid was lawfully advertised on May 16, 2018 and May 23, 2018. This is a one (1) year bid with the possibility of four (4), one (1) year extensions. Purchasing Services recommends Elevator Industries Inc. based on bid criteria as the lowest responsive bidder meeting specifications.

BIDDER	BIDDER LOCATION	AMOUNT	
Elevator Industries Inc.	Sacramento CA	Elevator Service	\$23,400.00
		Chairlift Service	\$19,200.00
Otis Elevator Company	North Highlands CA	Elevator Service	\$32,100.00
		Chairlift Service	\$28,320.00
Capital Elevator Company	Sacramento	Elevator Service	\$61,120.00
		Chairlift Service	\$42,220.00

APPROVAL OF DECLARED SURPLUS MATERIALS AND EQUIPMENT

ITEM	SITE/DEPARTMENT	TOTAL VALUE	DISPOSAL METHOD
Computers, Printers, Monitors and Televisions	Leataata Floyd Elementary	\$0.00	Salvage

RECOMMENDED BID AWARDS – FACILITIES PROJECTS

Bid No: 0510-418 C.K. McClatchy Pool Equipment Replacement
Bids received: May 29, 2018
Recommendation: Award to Tricon Construction, Inc.
Funding Source: Prop 39 Funds

BIDDER	BIDDER LOCATION	AMOUNT
National Aquatic Services	Brentwood, CA	\$156,611
Tricon Construction, Inc.	Rancho Cordova, CA	\$153,893

Bid No: 0525-409 John F. Kennedy Gym Floor & Bleachers
Bids received: June 14, 2018
Recommendation: Award to The Boldt Company
Funding Source: Measure Q and General Funds

BIDDER	BIDDER LOCATION	AMOUNT
The Boldt Company	Sacramento, CA	\$1,215,086

RECOMMENDED BID AWARDS – FACILITIES PROJECTS

Project: Lease-Leaseback Agreement for SCUSD Central Kitchen

Recommendation: Approve lease-leaseback contract with Roebbelen for preconstruction services of \$84,440 for the SCUSD Central Kitchen project. Authorize staff to pursue a lease-leaseback contract with Roebbelen for construction services for this project using a fee-based contract with a percentage fee of 8.14%. The cost of construction is estimated at \$35 million.

Amount/Funding: Nutrition Services and Measures R Funds

Recent state legislation (AB2316) made significant changes to K-12 lease-leaseback statutes, Education Code §17400 et seq. AB2316 requires a competitive process in selecting the lease-leaseback contractor, and in some cases, authorizes pre-construction services by the same lease-leaseback contractor.

Per AB2316, staff solicited “Request for Proposals” by advertising and sending notices directly to contractors. Proposals received were evaluated and ranked based on scoring criteria used to determine “best value”.

NOTICES OF COMPLETION – FACILITIES PROJECTS

Contract work is complete and Notices of Completion may be executed.

Contractor	Project	Completion Date
Saenz Landscape Construction	Water Harvesting, New Rain Gutters and EcoLandscaping at McClaskey Adult School	4/2/18
Studebaker Brown Electric, Inc.	John F. Kennedy CTEIG Renovation	4/30/18
BRCO Constructors, Inc.	Class Size Reduction Sewer & Water at 7 Sites	6/1/18



SACRAMENTO CITY UNIFIED SCHOOL DISTRICT BOARD OF EDUCATION

Agenda Item 11.1b

Meeting Date: June 21, 2018

Subject: Approve Personnel Transactions 6/21/18

- Information Item Only
- Approval on Consent Agenda
- Conference (for discussion only)
- Conference/First Reading (Action Anticipated: _____)
- Conference/Action
- Action
- Public Hearing

Division: Human Resource Services

Recommendation: Approve Personnel Transactions

Background/Rationale: None

Financial Considerations: None

LCAP Goal(s): Safe, Emotionally Healthy and Engaged Students

Documents Attached:

1. Certificated Personnel Transactions Dated June 21, 2018
2. Classified Personnel Transactions Dated June 21, 2018

Estimated Time of Presentation: N/A

Submitted by: Cancy McArn, Chief Human Resources Officer

Approved by Jorge A. Aguilar, Superintendent

Attachment 1: CERTIFICATED 06/21/2018

NameLast	NameFirst	JobPerm	JobClass	PrimeSite	BegDate	EndDate	Comment
Amend Leave of Absence							
DIXSON	RACHELLE	A	Teacher, Spec Ed	SPECIAL EDUCATION DEPARTMENT	4/23/2018	6/30/2018	AMEND LOA (UNPD) FMLA/CFRA, 4/23-6/30/18
SHEPPARD	NIRUPA	A	Teacher, High School	JOHN F. KENNEDY HIGH SCHOOL	2/6/2018	5/10/2018	AMEND LOA (PD) FMLA/CFRA 2/6/18-5/10/18
Leave of Absence							
LEE	LINDA	A	School Psychologist	SPECIAL EDUCATION DEPARTMENT	4/27/2018	6/1/2018	LOA (UNPD) PA, 4/27-6/1/18
GOSNEY	CHRISTOPHER	A	Teacher, High School	ROSEMONT HIGH SCHOOL	7/1/2017	6/30/2018	LOA INT (PD) FMLA/CFRA/BABY, 5/14-6/15/18
GUERIN	TERRESA	A	Teacher, Elementary	SUCCESS ACADEMY	5/23/2018	6/4/2018	LOA PD ADMIN 5/23/18-6/30/18
STINSON	LISA	A	Teacher, Elementary	PACIFIC ELEMENTARY SCHOOL	5/23/2018	6/30/2018	LOA PD ADMIN 5/23/18-6/30/18
FEAGINS	CHAR	A	Teacher, Elementary	WOODBINE ELEMENTARY SCHOOL	4/30/2018	5/15/2018	LOA PD FMLA/CFRA 4/30/18-5/15/18
ZOOK	BENJAMIN	C	Teacher, Elementary	ETHEL PHILLIPS ELEMENTARY	5/25/2018	6/15/2018	LOA PD FMLA/CFRA 5/25/18-6/15/18
SHEPPARD	NIRUPA	A	Teacher, High School	JOHN F. KENNEDY HIGH SCHOOL	5/11/2018	6/19/2018	LOA PD HE 5/11/18-6/19/18
FEAGINS	CHAR	A	Teacher, Elementary	WOODBINE ELEMENTARY SCHOOL	5/16/2018	6/8/2018	LOA PD HE 5/16/18-6/8/18
CAREW	NANCY	A	Teacher, Child Development	CHILD DEVELOPMENT PROGRAMS	5/11/2018	6/30/2018	LOA RTN (PD) ADMIN 5/11/18
CHRISTENSEN	MEAGHAN	A	Teacher, Resource, Special Ed.	ABRAHAM LINCOLN ELEMENTARY	6/16/2018	6/30/2018	LOA RTN (PD) FMLA 6/16/18
PEREZ	SHAILA	A	Teacher, Spec Ed	SPECIAL EDUCATION DEPARTMENT	6/16/2018	6/30/2018	LOA RTN (PD) FMLA/CFRA/BABY, 6/16/18
GLIDEWELL	SUZANNE	A	School Social Worker	SPECIAL EDUCATION DEPARTMENT	6/18/2018	6/30/2018	LOA RTN (PD) FMLA/CFRA/BB 6/18/18
LINNANE	JANISE	A	Teacher, Middle School	FERN BACON MIDDLE SCHOOL	6/5/2018	6/30/2018	LOA RTN (PD) FMLA/CFRA/BB 6/5/18
AQUINO	DIANNE	B	School Nurse	HEALTH SERVICES	5/24/2018	6/30/2018	LOA RTN 5/24/18
GRAY	RACHELLE	A	Teacher, Elementary	WASHINGTON ELEMENTARY SCHOOL	5/7/2018	6/30/2018	LOA RTN 5/7/18
GUERIN	TERRESA	A	Teacher, Elementary	SUCCESS ACADEMY	6/5/2018	6/30/2018	LOA RTN 6/5/18
VALLEJO	CHARLES	C	Teacher, Elementary	OAK RIDGE ELEMENTARY SCHOOL	5/20/2018	6/30/2018	LOA RTN(PD)5/20/18\ SEP/TERM 6/30/18
MIYAMOTO-MATA	AMY	Q	Teacher, Middle School	WILL C. WOOD MIDDLE SCHOOL	5/29/2018	6/30/2018	LOA RTN (PD) PDL/HE 5/29/18
ANDERSON	WILLIE	A	Teacher, Child Development	CHILD DEVELOPMENT PROGRAMS	4/13/2018	5/28/2018	LOA(PD) FMLA/CFRA/HE 4/13-5/28/18
RE-ASSIGN/STATUS CHANGE							
JONES	RHONDA	Q	Teacher, Resource	JOHN BIDWELL ELEMENTARY	6/1/2018	6/30/2018	STCHG FR .75 6/1/18
SEPARATE/RESIGN/RETIRE							
EAGAN	JEANNETTE	C	Teacher, Elementary	JOHN CABRILLO ELEMENTARY	7/1/2017	6/15/2018	SEP/RESIGN RA 6/15/18
RYERSON	JENNIFER	C	Teacher, Elementary	PHOEBE A HEARST BASIC ELEM.	7/1/2017	6/15/2018	SEP/RESIGN, 6/15/18
CERVANTES	MELISSA	B	Teacher, K-8	JOHN H. STILL - K-8	8/31/2017	6/30/2018	SEP/RESIGNED 6/15/18
HARRIS	ANGELL	A	Teacher, Child Development	CHILD DEVELOPMENT PROGRAMS	7/1/2017	6/30/2018	SEP/RETIRE 6/30/18
LEE	CYNTHIA	A	Teacher, Elementary	CALEB GREENWOOD ELEMENTARY	7/1/2017	6/15/2018	SEP/RETIRE, 6/15/18
BURKE	TERENCE	A	Teacher, Spec Ed	JOHN F. KENNEDY HIGH SCHOOL	7/1/2017	6/30/2018	SEP/RETIRED 6/29/18
JONES	MARY	B	Librarian, Middle School	ALBERT EINSTEIN MIDDLE SCHOOL	4/27/2018	6/30/2018	SEP/TERM, 6/30/18
STYMEIST	JOSEPH	A	Director III, HS Reform	ACADEMIC ACHIEVEMENT	7/1/2017	6/30/2018	SEP/RETIRED 6/30/18
DURHAM, JR.	KENNETH	A	Principal, New Innovation Small School	NEW TECH HIGH SCHOOL	7/1/2017	6/6/2018	SEP/RESIGN 6/6/18

Attachment 2: CLASSIFIED 06/21/2018

NameLast	NameFirst	JobPerm	JobClass	PrimeSite	BegDate	EndDate	Comment
Amend Leave of Absence							
WALL	REBECCA	B	Health Services Technician	HEALTH SERVICES	3/16/2018	5/4/2018	AMEND LOA PD FMLA/CFRA 3/16/18-5/4/18
Leave of Absence							
DUDLEY	DANNY	A	Bus Driver	TRANSPORTATION SERVICES	10/26/2017	6/30/2018	LOA INTERMITTENT FMLA/CFRA 4/30/18-6/30/18
CAJUCOM	PAMELA	A	Spec II Student Support Svcs	INTEGRATED COMMUNITY SERVICES	5/21/2018	6/30/2018	LOA PD FMLA/CFRA 5/21/18-6/30/18
PADILLA	JOSE	A	Facilities Maint Laborer I	FACILITIES MAINTENANCE	5/21/2018	6/30/2018	LOA RTN (PD) FMLA/CFRA/HE, 5/21/18
WALL	REBECCA	B	Health Services Technician	HEALTH SERVICES	5/5/2018	6/30/2018	LOA RTN 5/5/18
DIAZ	JESSICA	B	Fd Sv Asst I	NUTRITION SERVICES DEPARTMENT	6/16/2018	6/30/2018	LOA RTN 6/16/18
HER	SAI	A	Teacher Assistant, Bilingual	SUSAN B. ANTHONY ELEMENTARY	5/19/2018	6/30/2018	LOA RTN(PD)CFRA/BABY BONDING 5/19/18
GARCIA	MARIA	A	Instructional Aide	A.WARREN McCLASKEY ADULT	5/1/2018	6/30/2018	LOA(UNPD)PARENTAL 5/1/18
RE-ASSIGN/STATUS CHANGE							
MEDINA	MELISSA	B	Inst Aid, Spec Ed	C. K. McCLATCHY HIGH SCHOOL	6/11/2018	6/30/2018	REA FR #2277/STCHG FR 0.375
CASTANEDA ALFARO	MIGUEL	B	Suprvsr IV, District Grounds	FACILITIES MAINTENANCE	5/21/2018	6/30/2018	REA/WVG, 5/21/18
HANKINS	JASON	A	Bus Driver	TRANSPORTATION SERVICES	5/24/2018	6/30/2018	RESCIND TERM/REA/WVGCHG/STCHG 5/14/18
ESTRADA	DESIRAE	A	Bus Driver	TRANSPORTATION SERVICES	4/17/2018	6/30/2018	STCHG 4/17/18
SEPARATE/RESIGN/RETIRE							
OLIVER	DEBRA	A	Fd Sv Asst III	NUTRITION SERVICES DEPARTMENT	7/1/2017	6/14/2018	SEP/RESIGN PL 6/14/18
KAUR	OPINDER VEER	B	Inst Aide/Computer Lab Asst	ISADOR COHEN ELEMENTARY SCHOOL	10/30/2017	6/14/2018	SEP/RESIGN, EFF 6/14/18
HUNT	RANDALL	A	Electrician	FACILITIES MAINTENANCE	7/1/2017	6/8/2018	SEP/RESIGN, EFF 6/8/18
HERNANDEZ-HERNANDEZ	ELDEN	A	Family Partnership Facilitator	PARENT ENGAGEMENT	7/1/2017	6/15/2018	SEP/RESIGNED 6/15/18
GARCIA	ALEXANDRIA	R	Youth/Family Mntl Hlth Adv	INTEGRATED COMMUNITY SERVICES	2/1/2018	6/22/2018	SEP/RESIGNED 6/22/18
TIMES	DAWN	A	School Office Manager I	CAROLINE WENZEL ELEMENTARY	7/1/2017	6/26/2018	SEP/RETIRE 6/26/18
JACOBSON	CURTIS	A	Grounds Equipment Repair	FACILITIES MAINTENANCE	7/1/2017	5/31/2018	SEP/RETIRE, EFF 5/31/18
CHA	ANGIE	B	Office Tchncn II	JOHN F. KENNEDY HIGH SCHOOL	8/16/2017	5/22/2018	SEP/TERM 5/22/18
HANKINS	JASON	B	Transportation Scheduler/Disp	TRANSPORTATION SERVICES	8/10/2017	5/23/2018	SEP/TERM 5/23/18
GREEN	PATRICIA	A	Clerk III	STUDENT SUPPORT AND FAMILY SER	5/12/2018	5/19/2018	SEP/TERM, 5/19/18



SACRAMENTO CITY UNIFIED SCHOOL DISTRICT BOARD OF EDUCATION

Agenda Item 11.1c

Meeting Date: June 21, 2018

Subject: Approve Business and Financial Report: Warrants, Checks and Electronic Transfers Issued for the period of May 2018

- Information Item Only
- Approval on Consent Agenda
- Conference (for discussion only)
- Conference/First Reading (Action Anticipated: _____)
- Conference/Action
- Action
- Public Hearing

Division: Business Services

Recommendation: Approve attached list of warrants and checks.

Background/Rationale: The detailed list of warrants, checks and electronic transfers issued for the period of May 2018 are available for the Board members upon request.

Financial Considerations: Normal business items that reflect payments from district funds.

LCAP Goal(s): Family and Community Empowerment; Operational Excellence

Documents Attached:

1. Warrants, Checks and Electronic Transfers – May 2018

Estimated Time: N/A

Submitted by: Gerardo Castillo, CPA, Chief Business Officer

Amari Watkins, Director, Accounting Services

Approved by: Jorge A. Aguilar, Superintendent

Sacramento City Unified School District
Warrants, Checks, and Electronic Transfers
May 2018

<u>Account</u>	<u>Document Numbers</u>	<u>Fund</u>	<u>Amount by Fund</u>	<u>Total by Account</u>		
County Accounts Payable Warrants for Operating Expenses	97-357440 - 97-358971	General (01)	\$ 10,693,010.25			
		Charter (09)	\$ 192,308.33			
		Adult Education (11)	\$ 98,123.88			
		Child Development (12)	\$ 36,878.16			
		Cafeteria (13)	\$ 1,264,406.39			
		Deferred Maintenance (14)	\$ 16,769.04			
		Building (21)	\$ 1,329,813.17			
		Developer Fees (25)	\$ 1,800.00			
		Mello Roos Capital Proj (49)	\$ 22,858.82			
		Self Insurance (67/68)	\$ 843,846.94			
		Payroll Revolving (76)	\$ 43,342.14			
				<u>\$ 14,543,157.12</u>		
Alternate Cash Revolving Checks for Emergency Accounts Payable and Payroll	00001721 - 00001748	General (01)	\$ 10,420.00			
		Self Insurance (67/68)	\$ 133.26			
		Payroll Revolving (76)	\$ 15,193.41			
				<u>\$ 25,746.67</u>		
Payroll and Payroll Vendor Warrants	97828478 - 97830596	General (01)	\$ 1,265,466.44			
		Charter (09)	\$ 48,535.68			
		Adult Education (11)	\$ 17,241.94			
		Child Development (12)	\$ 114,190.68			
		Cafeteria (13)	\$ 132,598.12			
		Building (21)	\$ 2,070.61			
		Payroll Revolving (76)	\$ 4,037,980.35			
						<u>\$ 5,618,083.82</u>
Payroll ACH Direct Deposit	ACH-01139146 - ACH-01152253	General (01)	\$ 16,205,866.56			
		Charter (09)	\$ 529,103.47			
		Adult Education (11)	\$ 331,485.31			
		Child Development (12)	\$ 824,316.74			
		Cafeteria (13)	\$ 488,185.11			
		Building (21)	\$ 96,264.63			
		Self Insurance (67/68)	\$ 26,992.53			
		Payroll Revolving (76)	\$ 32,232.39			
						<u>\$ 18,534,446.74</u>
		County Wire Transfers for Benefits, Debt Service, and Tax Payments	9700348757 - 9700348773	General (01)	\$ 85,612.55	
Payroll Revolving (76)	\$ 11,700,164.03					
				<u>\$ 11,785,776.58</u>		
Total Warrants, Checks, and Electronic Transfers				<u>\$ 50,507,210.93</u>		



SACRAMENTO CITY UNIFIED SCHOOL DISTRICT BOARD OF EDUCATION

Agenda Item 11.1d

Meeting Date: June 21, 2018

Subject: Approve New Textbooks for Advanced Placement (AP) Social Science
Class: US Government & Policy

- Information Item Only
- Approval on Consent Agenda
- Conference (for discussion only)
- Conference/First Reading (Action Anticipated: _____)
- Conference/Action
- Action
- Public Hearing

Division: Academic Office/Advanced Placement Department

Recommendation: The Board of Education is requested to approve new textbooks for AP United States Government and Policy.

Background/Rationale: Over the course of the last 3 academic calendars, The College Board has revised the end of course exams for several AP courses resulting in the need for updated texts better aligned to expected course outcomes. Additionally, AP US Government and Policy classes were using a text published in 2009.

AP US Government & Policy teachers initially met in June of 2017 to begin the textbook review process, however at that time publishers did not have preview materials prepared to address the end of course exam changes. The committee reconvened in May of 2018 to review updated textbooks. As a result of that meeting, the following unanimous recommendation was made:

1. Adopt for AP US Government & Policy: Edwards et al, Government in America: People, Politics and Policy, AP Edition, 17th edition, 2018. Pearson. ISBN 9780134586571 with Pearson eText 6 year access

Financial Considerations: AP US Government & Policy textbook (with 6 year eText)
\$84,049.06

LCAP Goal(s): College, Career, and Life Ready Graduates

Documents Attached:

None

Estimated Time of Presentation: N/A

Submitted by: Iris Taylor, Chief Academic Officer

Matt Turkie, Assistant Superintendent,

Curriculum and Instruction

Approved by: Jorge A. Aguilar, Superintendent



SACRAMENTO CITY UNIFIED SCHOOL DISTRICT BOARD OF EDUCATION

Agenda Item 11.1e

Meeting Date: June 21, 2018

Subject: Approve Textbooks for Advanced Placement (AP) World Languages:
Spanish Language & Culture

- Information Item Only
- Approval on Consent Agenda
- Conference (for discussion only)
- Conference/First Reading (Action Anticipated: _____)
- Conference/Action
- Action
- Public Hearing

Division: Academic Office/Multilingual Education and Advanced Placement
Departments

Recommendation: The Board of Education is requested to approve new textbooks for
AP Spanish Language & Culture courses

Background/Rationale:

AP Spanish Language and Culture is by far the most popular AP World Language course for SCUSD students, offering both native and non-native speakers the opportunities to gain valuable cultural awareness and language fluency. For the 2017-18 school year, 5 high school sites supported at least 142 students in this course.

In 2013, The College Board revised and updated the AP Spanish Language & Culture course guide and end of course exam. At that time textbooks were not uniformly adopted for use in District AP Spanish Language classes. Some teachers have been using materials that were last published in 2005, or they rely on a combination of independently developed resources alongside Spanish Level 4 grammar textbooks. Common instructional materials for this course have not previously been adopted.

Beginning in May 2018, AP World Language teachers (Spanish, French, German, Chinese and Latin) met with Academic Office facilitation to make recommendations and collaboratively select updated text resources for use in their courses. As a result of those meetings, the following recommendation was made:

1. Adopt for AP Spanish Language and Culture: Draggett, et al. Temas: AP Spanish Language and Culture. Vista Higher Learning, 2014.
ISBN: 978-1-68005-201-5 with Online Supersite Plus (6 year access)

Financial Considerations: AP Spanish Language & Culture textbook (with 6 year ebook) \$26,315.75

LCAP Goal(s): College, Career, and Life Ready Graduates

Documents Attached:

None

Estimated Time of Presentation: N/A

Submitted by: Iris Taylor, Chief Academic Officer

Matt Turkie, Assistant Superintendent

Curriculum and Instruction

Approved by: Jorge A. Aguilar, Superintendent



SACRAMENTO CITY UNIFIED SCHOOL DISTRICT BOARD OF EDUCATION

Agenda Item 11.1f

Meeting Date: June 21, 2018

Subject: Approve Chinese Supplemental Materials for Dual Immersion Instruction

- Information Item Only
- Approval on Consent Agenda
- Conference (for discussion only)
- Conference/First Reading (Action Anticipated: _____)
- Conference/Action
- Action
- Public Hearing

Division: Academic Office/Curriculum and Instruction Department

Recommendation: The Board of Education is requested to approve the purchase of new Chinese language arts instructional materials for the Chinese immersion programs at Elder Creek and William Land Elementary Schools.

Background/Rationale: As a part of the district-wide adoption of English Language Arts/English Language Development (ELA/ELD) instructional materials, teachers in the immersion programs have met to review language arts and language development materials in the target language that would complement the Benchmark Advance ELA/ELD instructional materials adopted. Benchmark has a complementary Spanish language arts program (K-6) that has already been adopted for the Spanish immersion programs. This adoption includes both core Spanish language arts materials and supplemental readers that integrate the Spanish language arts with social studies and science. This request is for a comparable purchase of Chinese language arts and supplemental readers for the Chinese immersion programs (K-6).

Currently, the Chinese immersion programs are using materials published last decade that are designed for Chinese world language instruction, not for Chinese immersion instruction. Because Benchmark does not have a comparable Chinese language arts program to what is offered in English and Spanish, the teachers and principals in the Chinese immersion programs along with the coordinators for Multilingual Literacy Department have reviewed additional materials from several vendors to meet their needs.

As a core Chinese language arts and development program, the teachers have recommended purchase of the Better Immersion textbook series for both programs. The Better Immersion series is designed specifically for immersion programs with a supportive, engaging, and rigorous curriculum aligned with Common Core standards for ELA, including integrated, performance tasks and ample collaborative and oral

language activities. The program also includes a wide-range of digital supports and target language assessment for students and teachers to use. Additionally, in the event that we expand the Chinese immersion program into the middle schools in the future, this series has curriculum to support Chinese immersion programs in grades 7-8.

In order to address some of the cultural and linguistic differences for the Cantonese program at Elder Creek, the staff has recommended purchase of the Oxford University Press resources for teaching Cantonese as a foreign language. These materials are also more integrated, rigorous, and engaging than previous materials and highlight topics specific to Cantonese language and culture not captured in the Better Immersion program.

Finally, in order to provide comparable opportunities for social studies and science integration and for small group reading instruction that are included in the Benchmark Advance/Adelante programs for English and Spanish, the Chinese immersion program staff have collected sets of leveled readers and trade books that can be used for literacy and content integration.

It is the recommendation of the Chinese immersion materials committee, by unanimous decision, to adopt the following core and supplemental materials:

1. Chinese Language Arts Core: *Better Immersion* by Better Chinese
2. Cantonese Supplemental: Oxford University Press
3. Science & Social Studies Supplemental: Benchmark Education Company
4. Science & Social Studies Supplemental: China Sprout
5. Chinese Literature Trade Books

Financial Considerations:

Total: \$158,482.30

1. Better Chinese: \$106,744.04
2. Oxford University Press: \$15,951.17
3. Benchmark Education Company: \$28,533.73
4. China Sprout: \$3,139.18
5. Chinese Literature Trade Books: \$4,114.18

LCAP Goal(s): College, Career, and Life Ready Graduates

Documents Attached:

None

Estimated Time of Presentation: N/A

Submitted by: Iris Taylor, Chief Academic Officer

Approved by: Jorge A. Aguilar, Superintendent



SACRAMENTO CITY UNIFIED SCHOOL DISTRICT BOARD OF EDUCATION

Agenda Item 11.1g

Meeting Date: June 21, 2018

Subject: Approve Adoption of Materials for Secondary English Learners Instruction

- Information Item Only
- Approval on Consent Agenda
- Conference (for discussion only)
- Conference/First Reading (Action Anticipated:)
- Conference/Action
- Action
- Public Hearing

Division: Academic Office/Curriculum and Instruction Department

Recommendation: The Board of Education is requested to approve new instructional materials for grades 7-12 English Language Learner Instruction.

Background/Rationale: As a part of the district-wide adoption of English Language Learner secondary Instructional materials, Middle and High school EL teachers met over eight months, beginning last October, reviewing and then piloting new materials to meet the needs of language learners.

It is the recommendation of the ELD materials committee, by unanimous decision, to adopt materials by NatGeo/Cengage:

1. Inside the USA, a ten week program for newcomers, grades 7-12
2. Fundamentals volume 1 & 2, a next step in instruction for Emerging ELs in middle school
3. Fundamentals, a next step in instruction for Emerging ELs in high school
4. Inside Phonics, for differentiated instruction and needs
5. INSIDE, level A and B, for emerging and expanding ELs in middle school
6. EDGE, level A and B, for emerging and expanding ELs in high school

Financial Considerations:

Total: \$402,796.77

Total for all components for middle school: \$120,631.56

Total for all components for high school: \$252,168.39

Total for Newcomer material for middle or high school: \$29,996.82

LCAP Goal(s): College, Career, and Life Ready Graduates

Documents Attached:

None

Estimated Time of Presentation: N/A

Submitted by: Iris Taylor, Chief Academic Officer

Approved by: Jorge A. Aguilar, Superintendent



SACRAMENTO CITY UNIFIED SCHOOL DISTRICT BOARD OF EDUCATION

Agenda Item 11.1h

Meeting Date: June 21, 2018

Subject: Approve Supporting Benchmark Advance Materials for SDC Classrooms

- Information Item Only
- Approval on Consent Agenda
- Conference (for discussion only)
- Conference/First Reading (Action Anticipated:)
- Conference/Action
- Action
- Public Hearing

Division: Acedemic Office/Curriculum and Instruction Department

Recommendation: The Board of Education is requested to approve purchase of *Benchmark Advance's Steps to Advance* for SDC grades 1-6 and *Striving Readers* for SDC Kinder as supporting materials. Additionally, the Board of Education is requested to approve the purchase of "one year packages" of Benchmark Advance Core Materials.

Background/Rationale: *Steps to Advance* materials are needed as a curricular materials accommodation for SDC classrooms to support students' growth to grade level standards. The *Steps to Advance Write-In Student Texts* provide gradual steps to complex text. Each week, lessons are designed to scaffold students as they engage with increasingly complex text. The *Kinder Striving Readers* texts are to support SDC Kinder students with accessible leveled texts to support growth.

Additionally, purchasing the "one year grade level packages" will provide core materials to SDC classrooms with a savings coming from not having to purchase the Benchmark Advance "eight year" subscription pricing curriculum which would result in unused consumables in SDC classrooms. The savings for 57 classrooms is approx. \$78,000.

Financial Considerations:

Core Benchmark Advance: 1 year classroom packages for **\$257,527**

Steps to Advance: total is **\$49,763.25**

Kindergarten Striving Readers total is **\$15,079.23**

LCAP Goal(s):

College, Career, and Life Ready Graduates

Documents Attached:

None

Estimated Time of Presentation: N/A

Submitted by: Iris Taylor, Chief Academic Officer

Approved by: Jorge A. Aguilar, Superintendent



SACRAMENTO CITY UNIFIED SCHOOL DISTRICT BOARD OF EDUCATION

Agenda Item 11.1i

Meeting Date: June 21, 2018

Subject: Approve 2018-19 Single Plans for Student Achievement

- Information Item Only
- Approval on Consent Agenda
- Conference (for discussion only)
- Conference/First Reading
- Conference/Action
- Action
- Public Hearing

Division: Superintendent's Office and Continuous Improvement and Accountability Office

Recommendation: Approve the 2018-19 Single Plans for Student Achievement.

Background/Rationale: Each school participating in state and federally funded programs, per the Consolidated Application (ConApp), is required to develop or update its SPSA on an annual basis. The stated purpose of the SPSA is to "improve the academic performance of all pupils to the level of performance goals, as established by the Academic Performance Index." (California Education Code 64001)

Financial Considerations: Site plans outline goals and actions that will be supported with state and federal funds, as allocated to each respective site, and evaluated for effectiveness.

LCAP Goal(s): College, Career and Life Ready Graduates; Safe, Emotionally Healthy and Engaged Students; Family and Community Empowerment; Operational Excellence

Documents Attached:

1. Executive Summary
2. Copies of the SPSAs are available for review in the LCAP/SPSA office and at: www.scusd.edu/SPSA.

Estimated Time of Presentation: N/A

Submitted by: Vincent Harris, Chief Continuous Improvement and Accountability Officer

Cathy Morrison, LCAP/SPSA Coordinator

Approved by: Jorge A. Aguilar, Superintendent



I. Overview/History of Department or Program

The district requires that all schools write a school plan, the Single Plan for Student Achievement (SPSA), and requires that each plan show alignment to the goals of the Local Control and Accountability Plan (LCAP) as well as to the Local Education Agency (LEA) Plan. The SPSAs are reviewed by the LCAP and the State and Federal Programs office to ensure compliance with Title I requirements and adherence to the tenets of the Local Control Funding Formula (LCFF).

II. Driving Governance:

The Single Plan for Student Achievement (SPSA) is a plan of actions to raise the academic performance of all students. California Education Code section 64001 requires the district to assure that the SPSA has been prepared in accordance with law; that school site councils have developed and approved the plan; and that the plan is developed with the review, certification and advice of applicable school advisory committees.

Instructions from the Local Control and Accountability Plan (LCAP) template state that school-specific goals related to the state and local priorities of the SPSA should be aligned and incorporated with the district's LCAP.

III. Budget:

Funds included in the SPSA include federal funds (Title I and School Improvement Grant), state funds (LCFF supplemental and concentration), and locally-distributed funds (such as Title I funds provided to Priority Schools).

Some schools receive Title I funds based on the percent of low income students (50% or more). All schools receive LCFF supplemental and concentration funds, based on a weighted formula of the percent of low income and English learner students enrolled. For the 2018-19 school year, the district has directed sites to distinguish the supplemental and concentration funds that are used for direct services to English learners by using the designation "LCFF EL" in the SPSA.

School sites are empowered with local decision-making authority to direct State and Federal funds to support the goals they have set for their students, although federal funds have some restrictions that are based on the Elementary and Secondary Education Act (ESEA).

IV. Goals, Objectives and Measures:

The Equity, Access, and Social Justice Guiding Principle states "all students are given an equal opportunity to graduate with the greatest number of postsecondary choices from the widest array of options." This guiding principle demands that data be used to transparently assess

Board of Education Executive Summary
Superintendent's Office and
Continuous Improvement and Accountability Office
Approve 2018-19 Single Plans for Student Achievement
June 21, 2018



students by name, by need, and by inequities, and it serves as the moral call to action to build on the district's foundation while striving for continuous improvement.

V. Major Initiatives:

In a process similar to the LCAP, the SPSA is intended to foster a cycle of continuous improvement, beginning with a defined cycle of data inquiry involving the School Site Council. The SPSA/School Site Council process is cyclical: plan, implement, monitor and adjust. A school site's stakeholders can hold the school accountable for setting the right goals, using resources equitably and wisely, and supporting improvement in educational outcomes for all students.

VI. Results:

Staff recommends that the Board approve the 2017-18 Single Plans for Student Achievement.

VII. Lessons Learned/Next Steps:

- Upon adoption, the district may release funds for staff, programs and materials as designated in the SPSAs.
- The Board-adopted SPSAs will be translated as required into the languages that meet the threshold for translation at each site.
- Staff will consider a review of the 2019-20 SPSA template with an eye toward potential improvements.



SACRAMENTO CITY UNIFIED SCHOOL DISTRICT BOARD OF EDUCATION

Agenda Item 11.1j

Meeting Date: June 21, 2018

Subject: Approve 2018-2019 Annual Service Plan and Annual Budget Plan for Special Education

- Information Item Only
- Approval on Consent Agenda
- Conference (for discussion only)
- Conference/First Reading (Action Anticipated: _____)
- Conference/Action
- Action
- Public Hearing

Division: Academic Office/Special Education Department

Recommendation: To approve the SELPA's Annual Service Delivery Plan and the Annual Budget Plan.

Background/Rationale: The SCUSD SELPA Local Plan requires a service plan and budget plan be developed and updated annually. The plans are developed prospectively. The Annual Service Plan describes the full continuum of services provided by the district for students, birth to 22 years of age; including students with low incidence disabilities. The Budget Plan describes those funds received in accordance with EC 56836 and the expenditure of those funds.

The Special Education Department continues to direct its focus towards the improvement of teaching and learning in all programs for students with special needs, as well as outcomes for students, preparing them for college and career.

Financial Considerations: The SCUSD SELPA \$33,807,295 in state and federal funding, \$3,265,457 for Special Education Transportation and \$73,590,731 in other grants, entitlements and general funds for a total of \$107,398,026.

LCAP Goal(s): College, Career and Life Ready Graduates; Family and Community Empowerment

Documents Attached:

1. Annual Service Report
2. Annual Service Descriptions
3. Certification Annual Service Plan
4. Certification Annual Budget Plan

Estimated Time of Presentation: N/A

Submitted by: Iris Taylor, Chief Academic Officer

Becky Bryant, Director

Special Education Department/SELPA

Approved by: Jorge A. Aguilar, Superintendent

SELPA:3412 Sacramento City Unified SELPA

LEA:3467439 SACRAMENTO CITY UNIFIED

Annual Service Report (001)

Site name and type of facility providing services to students enrolled in the LEA		Services Provided at this Location
Site Name	Type of Facility	CASEMIS code associated with each service that is provided at the location listed in the left hand column.
0101972 Rosemont High	10	330 340 415 425 435 436 445 450 510 515 530 535 610 725 820 830 840 855 890 900
0108951 Health Professions High	10	330 340 415 450 510 515 525 820 830 840
0114546 School of Engineering & Sciences	10	330 415 435 445 450 515 535 820 830 840 850 890 900
3430865 West Campus Hiram Johnson	10	330 415 445 535 820 840 890 900
3431012 Burbank (Luther) High	10	330 340 415 425 435 436 445 450 460 510 515 525 535 820 830 840 890 900
3434636 Johnson (Hiram W.) High	10	330 415 425 435 445 450 510 515 720 725 820 830 840 855 865 890
3434768 Kennedy (John F.) High	10	330 340 415 425 435 436 445 450 510 515 530 535 715 720 725 730 820 830 840 850 860 890 900
3435419 McClatchy (C.K.) High	10	330 415 425 435 445 450 515 525 535 720 820 830 840 850 870 890 900
3467602 CSUS, Sacramento	10	330 415 445 450 720 820 830 840 850 870 890
6033765 Winn (A.M.) Elementary	10	330 415 425 445 450 515 535
6033807 Harte (Bret) Elementary	10	250 330 415 425 445 450 535
6033815 Greenwood (Caleb) Elementary	10	330 415 425 435 445 450 460 515 535 725 900
6033823 Camellia Elementary	10	330 415 450
6033831 Wenzel (Caroline) Elementary	10	330 415 425 435 445 450 460 535 725 900
6033880 Lubin (David) Elementary	10	330 415 425 435 436 450 460 515 535 715 720 725 730
6033906 Warren (Earl) Elementary	10	330 415 425 435 436 445 450 460 515 720

Please ensure that the following are included on this form: (Ages 6-22)	
10-Public Day School School	20-Continuation School
19-Other Public School/Facility	31- Community School
24-Independent Study	15-Special Education Center/Facility
11-Public Residential School	22- Alternative Work Education
56- Charter School(operated AS an LEA	55- Charter School(operated as by an LEA

SELPA:3412 Sacramento City Unified SELPA

LEA:3467439 SACRAMENTO CITY UNIFIED

Annual Service Report (001)

Site name and type of facility providing services to students enrolled in the LEA		Services Provided at this Location
Site Name	Type of Facility	CASEMIS code associated with each service that is provided at the location listed in the left hand column.
6033914 Kemble (Edward) Elementary	10	330 415 425 436 450 535
6033930 Elder Creek Elementary	10	330 415 450
6033948 Baker (Ethel I.) Elementary	10	330 415 450 515
6033955 Phillips (Ethel) Elementary	10	330 350 415 450 510 515
6033997 Harkness (H.W.) Elementary	10	330 415 450 510
6034003 Hollywood Park Elementary	10	330 415 425 445 450 535 725 730
6034011 Bancroft (Hubert H.) Elementary	10	330 415 445 450 720
6034029 Cohen (Isador) Elementary	10	330 415 425 445 450 460 510 515 535
6034037 Leataata Floyd	10	330 415 425 436 445 450 460 515 535 720 900
6034045 Bidwell (John) Elementary	10	330 415 425 445 450 535
6034052 Cabrillo (John) Elementary	10	330 415 425 445 450 515 720 900
6034060 Sloat (John D.) Elementary	10	330 415 425 436 445 450 460 510 900
6034078 Alice Birney Waldorf	10	330 415 425 435 445 450 460 510 515 535 720 725 900
6034136 Twain (Mark) Elementary	10	330 415 445 450
6034169 Nicholas Elementary	10	330 415 425 435 450
6034177 Erlewine (O.W.) Elementary	10	330 415 425 436 445 450 460 535

Please ensure that the following are included on this form: (Ages 6-22)

10-Public Day School School	20-Continuation School
19-Other Public School/Facility	31- Community School
24-Independent Study	15-Special Education Center/Facility
11-Public Residential School	22- Alternative Work Education
56- Charter School (operated AS an LEA	55- Charter School (operated as by an LEA

Annual Service Report (001)

Site name and type of facility providing services to students enrolled in the LEA		Services Provided at this Location
Site Name	Type of Facility	CASEMIS code associated with each service that is provided at the location listed in the left hand column.
6034185 Oak Ridge Elementary	10	330 415 425 510
6034193 Pacific Elementary	10	330 415 450 535
6034201 Parkway Elementary	10	330 415 425 435 436 450 460 900
6034219 Burnett (Peter) Elementary	10	330 415 450 460 720
6034227 Hearst (Phoebe A.) Elementary	10	330 415 450 535
6034235 Pony Express Elementary	10	330 415 425 435 436 445 450 515 535 725
6034243 Crocker/Riverside Elementary	10	330 415 445 450 515 535 720
6034250 Sequoia Elementary	10	330 415 425 445 450 460 900
6034276 Sutterville Elementary	10	330 415 425 445 450 535 720 900
6034284 Tahoe Elementary	10	330 415 450 515 535
6034292 Judah (Theodore) Elementary	10	330 415 425 436 445 450 515 535
6034326 Land (William) Elementary	10	330 340 415 425 450 720
6034334 Woodbine Elementary	10	330 415 435 450 460 525 535 720
6059273 Einstein (Albert) Middle	10	330 415 425 435 445 450 510 515 535 900
6059281 California Middle	10	330 415 445 450 510 515 520 525 535 720 900
6059299 Rosa Parks	10	330 415 425 435 436 445 450 510 515 530

Please ensure that the following are included on this form: (Ages 6-22)	
10-Public Day School School	20-Continuation School
19-Other Public School/Facility	31- Community School
24-Independent Study	15-Special Education Center/Facility
11-Public Residential School	22- Alternative Work Education
56- Charter School (operated AS an LEA	55- Charter School (operated as by an LEA

SELPA:3412 Sacramento City Unified SELPA

LEA:3467439 SACRAMENTO CITY UNIFIED

Annual Service Report (001)		
Site name and type of facility providing services to students enrolled in the LEA		Services Provided at this Location
Site Name	Type of Facility	CASEMIS code associated with each service that is provided at the location listed in the left hand column.
6059307 Bacon (Fern) Middle	10	330 415 425 450 460 510 515 525 900
6059315 Da Vinci (Leonardo) Elementary	10	330 415 425 435 445 450 515 535 720 725 730
6059323 Still (John H.)	10	330 415 425 445 450 460 515 535
6059356 Brannan (Sam) Middle	10	330 415 425 436 445 450 515 525 535 720 725 820 900
6059364 Wood (Will C.) Middle	10	330 415 425 436 445 450 460 510 515 525 720
6061832 Carson (Kit) Middle	10	330 415 450 510 515 535 725
6066690 Sutter Middle	10	330 415 425 436 445 450 510 515 535 715 720 900
6071336 Anthony (Susan B.) Elementary	10	330 415 450
6096150 Marshall (James) Elementary	10	330 415 425 445 450 515 535
6096168 Didion (Genevieve) Elementary	10	330 415 450 510 535
6096655 Washington Elementary	10	330 415 450 535 900
6097083 Golden Empire Elementary	10	330 415 436 445 450 460 515 535 720 725
6099808 Lincoln (Abraham) Elementary	10	330 415 425 445 450 460
6107239 King (Martin Luther Jr.) Elementary	10	330 415 425 445 450 515 535
6110662 Kenny (Father Keith B.) Elementary	10	330 415 450 725
6111389 Matsuyama Elementary	10	330 415 450 515 525 535

Please ensure that the following are included on this form: (Ages 6-22)

10-Public Day School School	20-Continuation School
19-Other Public School/Facility	31- Community School
24-Independent Study	15-Special Education Center/Facility
11-Public Residential School	22- Alternative Work Education
56- Charter School (operated AS an LEA	55- Charter School (operated as by an LEA

SELPA:3412 Sacramento City Unified SELPA

LEA:3467439 SACRAMENTO CITY UNIFIED

Annual Service Report (001)

Site name and type of facility providing services to students enrolled in the LEA		Services Provided at this Location
Site Name	Type of Facility	CASEMIS code associated with each service that is provided at the location listed in the left hand column.
6117097 SCUSD Success Academy K-8 Community Day	10	330 415 510 515
6119440 Cesar Chavez Intermediate	10	330 415 450 510 710
SACACEL Accelerated Academy	10	330 415 515 820 830 840 890
0113209 John Morse Therapeutic Center	15	330 415 445 450 510 515 525 535 900
3430154 American Legion High (Cont.)	20	330 415 515 820 830 840 890 900
0101295 KIPP Sol Aureus College Preparatory	55	330 415 450 515
0101881 New Technology High	55	330 415 425 445 450 510 515 535 725 730 820 840 890
0101899 George Washington Carver	55	330 415 445 450 510 515 525 535 725 820 830 840 900
0101907 The Met Sacramento	55	330 415 445 450 510 515 535 820 840 900
0121665 Yav Pem Suab Academy - Preparing for the Futu	55	330 340 415 445 450
0131136 New Joseph Bonnheim (NJB) Community Charter	55	330 415 450 535
6033799 Bowling Green Elementary (Char)	55	330 415 425 436 445 450 460 535 725 730 900

Please ensure that the following are included on this form: (Ages 6-22)

10-Public Day School School	20-Continuation School
19-Other Public School/Facility	31- Community School
24-Independent Study	15-Special Education Center/Facility
11-Public Residential School	22- Alternative Work Education
56- Charter School (operated AS an LEA	55- Charter School (operated as by an LEA

SELPA:3412 Sacramento City Unified SELPA

LEA:3467439 SACRAMENTO CITY UNIFIED

Other Facility (002)		
Site name and type of facility providing services to students enrolled in the LEA		Services Provided at this Location
Site Name	Type of Facility	CASEMIS code associated with each service that is provided at the location listed in the left hand column.
HOMEHOS Individual Instruction	40	330 340 415 436 445 450 460 515 535 725 840 865 890 900
0115220 Land Park Academy	70	330 415 450 830 850 890 900
0127779 Sierra Foothills Academy	70	330 415 830
0131532 Capital Elementary	70	330 415 445 450 510 515 535 725
6130025 Sierra School - Lower	70	330 415 425 435 450 460 510 515
6130611 Rancho Learning Center	70	330 415 425 450 510 515 535 725 820 830 840 900
6914246 Odyssey Learning Center, Inc.	70	330 415 425 435 445 450 830 850 900
6937999 Aldar Academy	70	330 415 425 450 510 515 820 830 840
6938245 Sierra School - Upper	70	330 415 425 435 445 450 510 515 720 725 820 830 840 890 900
7051394 Point Quest Academy	70	330 415 445 450 510 515 535 820 830 840 890
7085590 Northern California Preparatory School	70	330 415 445 450 510 515 830
7086846 Guiding Hands, Inc.	70	330 415 445 450 510 515 830 900
7091481 ABC School - Sacramento	70	330 340 415 445 450 460 535 900
7099450 CCHAT Center-Sacramento	70	330 415 720
0112599 Devereux School of Viera	72	330 415 515
6131106 Heartspring School	72	330 415 425 450 530 535

Please ensure that the following are included on this form: (Ages 6-22)	
30-Juvenile Court	40-Home Instruction
45-Hospital Facility	50-Community College
51-Adult Education Program	70 -Nonpublic Day School
71/72- Nonpublic Residential	79- Nonpublic Agency

SELPA:3412 Sacramento City Unified SELPA

LEA:3467439 SACRAMENTO CITY UNIFIED

Other Facility (002)		
Site name and type of facility providing services to students enrolled in the LEA		Services Provided at this Location
Site Name	Type of Facility	CASEMIS code associated with each service that is provided at the location listed in the left hand column.
6131114 Heritage Schools, Inc.	72	210 330 510 515
6131189 Provo Canyon School	72	330 510 520 530 545
6131247 Villa Santa Maria	72	330 415 450
MEMPHIS : Youth Village Memphis	72	330 510
HOMEHOS : Individual Instruction	79	415 445 450 535

Sacramento County Jail 32 330

Please ensure that the following are included on this form: (Ages 6-22)	
30-Juvenile Court	40-Home Instruction
45-Hospital Facility	50-Community College
51-Adult Education Program	70 -Nonpublic Day School
71/72- Nonpublic Residential	79- Nonpublic Agency

SELPA:3412 Sacramento City Unified SELPA

LEA:3467439 SACRAMENTO CITY UNIFIED

Pre-School Services 004

Site name and type of facility providing services to students enrolled in the LEA		Services Provided at this Location
Site Name	Type of Facility	CASEMIS code associated with each service that is provided at the location listed in the left hand column.
NOSCHOL No School Ages 3-5 Only	00	330 415 450 460 535 720
6033765 Winn (A.M.) Elementary	10	330 415 450
6033807 Harte (Bret) Elementary	10	330 415 450 460 725
6033815 Greenwood (Caleb) Elementary	10	415
6033823 Camellia Elementary	10	330 340 415 445 450
6033831 Wenzel (Caroline) Elementary	10	415
6033880 Lubin (David) Elementary	10	330 415 435 450 460 720
6033906 Warren (Earl) Elementary	10	415 720
6033914 Kemble (Edward) Elementary	10	330 415 450 460
6033930 Elder Creek Elementary	10	415
6033948 Baker (Ethel I.) Elementary	10	415 450
6033955 Phillips (Ethel) Elementary	10	330 415 450 460 720 725 900
6033997 Harkness (H.W.) Elementary	10	240 330 415 436 450 460 710 715 725
6034003 Hollywood Park Elementary	10	415
6034011 Bancroft (Hubert H.) Elementary	10	415 450 460
6034029 Cohen (Isador) Elementary	10	330 415 450 460

Please ensure that the following are included on this form: (Ages 3-5)

40 Home Instruction/00 - No school	45 Hospital Facility
61-Head Start Program	62- Child Devt. or Child Care
State Preschool Program	64- Private Preschool
65-Extended Day Care Program	11- Public Residential School
10-Public Day School	19-Other Public School/Facilities

SELPA:3412 Sacramento City Unified SELPA

LEA:3467439 SACRAMENTO CITY UNIFIED

Pre-School Services 004		
Site name and type of facility providing services to students enrolled in the LEA		Services Provided at this Location
Site Name	Type of Facility	CASEMIS code associated with each service that is provided at the location listed in the left hand column.
6034037 Leataata Floyd	10	415
6034045 Bidwell (John) Elementary	10	415 450 460
6034052 Cabrillo (John) Elementary	10	330 415 425 450 460 535 720
6034060 Sloat (John D.) Elementary	10	415
6034078 Alice Birney Waldorf	10	330 415 425 450 720
6034136 Twain (Mark) Elementary	10	415
6034169 Nicholas Elementary	10	330 415 450 460
6034177 Erlewine (O.W.) Elementary	10	415
6034185 Oak Ridge Elementary	10	330 415 450
6034193 Pacific Elementary	10	330 415 450
6034201 Parkway Elementary	10	415
6034219 Burnett (Peter) Elementary	10	330 415 450 460 725
6034227 Hearst (Phoebe A.) Elementary	10	415 450
6034235 Pony Express Elementary	10	330 415 450 460 720
6034243 Crocker/Riverside Elementary	10	415
6034250 Sequoia Elementary	10	330 415 450 460 535

Please ensure that the following are included on this form: (Ages 3-5)	
40 Home Instruction/00 - No school	45 Hospital Facility
61-Head Start Program	62- Child Devt. or Child Care
State Preschool Program	64- Private Preschool
65-Extended Day Care Program	11- Public Residential School
10-Public Day School	19-Other Public School/Facilities

SELPA:3412 Sacramento City Unified SELPA

LEA:3467439 SACRAMENTO CITY UNIFIED

Pre-School Services 004		
Site name and type of facility providing services to students enrolled in the LEA		Services Provided at this Location
Site Name	Type of Facility	CASEMIS code associated with each service that is provided at the location listed in the left hand column.
6034276 Sutterville Elementary	10	330 415 450
6034284 Tahoe Elementary	10	330 415 450
6034292 Judah (Theodore) Elementary	10	330 415
6034326 Land (William) Elementary	10	415
6034334 Woodbine Elementary	10	415
6059299 Rosa Parks	10	330 415 450
6059315 Da Vinci (Leonardo) Elementary	10	415 450
6059323 Still (John H.)	10	415
6071336 Anthony (Susan B.) Elementary	10	415
6096150 Marshall (James) Elementary	10	330 415 436 450 460 535
6096168 Didion (Genevieve) Elementary	10	415
6096655 Washington Elementary	10	330 415 450 460 535
6097083 Golden Empire Elementary	10	330 415 450 460
6099808 Lincoln (Abraham) Elementary	10	330 415 450 460 720
6107239 King (Martin Luther Jr.) Elementary	10	415 450
6110662 Kenny (Father Keith B.) Elementary	10	330 415 450

Please ensure that the following are included on this form: (Ages 3-5)	
40 Home Instruction/00 - No school	45 Hospital Facility
61-Head Start Program	62- Child Devt. or Child Care
State Preschool Program	64- Private Preschool
65-Extended Day Care Program	11- Public Residential School
10-Public Day School	19-Other Public School/Facilities

SELPA:3412 Sacramento City Unified SELPA

LEA:3467439 SACRAMENTO CITY UNIFIED

Pre-School Services 004		
Site name and type of facility providing services to students enrolled in the LEA		Services Provided at this Location
Site Name	Type of Facility	CASEMIS code associated with each service that is provided at the location listed in the left hand column.
6111389 Matsuyama Elementary	10	415
HOMEHOS Individual Instruction	40	340 445
6034029 Cohen (Isador) Elementary	61	415
SETAPRE SETA Preschool	61	415
3430519 Capital City (Independent Study)	62	415
3434636 Johnson (Hiram W.) High	62	415
6033856 Huntington (Collis P.) Elementary	62	330 415 450 460 725
6096168 Didion (Genevieve) Elementary	62	415
6096655 Washington Elementary	62	415
MARIANA Marian Anderson Prek	62	415
PLAYMAT Playmate Prek	62	415
PRESCHL SCUSD Preschool	62	415
PRVTPRE Private Preschool	64	415 450

Please ensure that the following are included on this form: (Ages 3-5)	
40 Home Instruction/00 - No school	45 Hospital Facility
61-Head Start Program	62- Child Devt. or Child Care
State Preschool Program	64- Private Preschool
65-Extended Day Care Program	11- Public Residential School
10-Public Day School	19-Other Public School/Facilities

Special Education Local Plan Area:

Local Educational Agency (LEA):

Infant Services (003)

Location List the site name and type of facility providing services to students enrolled in the LEA.		Services Provided at this Location List the California Special Education Management Information System (CASEMIS) code associated with each service that is provided at the location listed in the left-hand column.							
Site Name	Type of Facility	CASEMIS Service Codes (Use of Code 900 requires further explanation)							
Infant Services are provided through an MOU with Sacramento County Office of Education									

Use these codes to identify the type of facility where Infant Services (ages 0-3) are provided:

00-No School (Ages 0-5 only)	10-Public Day School
------------------------------	----------------------

California Special Education Management Information System

Service Descriptions

Special Education Local Plan Area:

Code	Special Education Service Category Descriptions	Adopted	Modified	Not Currently Utilized	Compliance Standard (Legal Requirement*)
210	Family training, counseling, and home visits (ages 0-2 only): This service includes: services provided by social workers, psychologists, or other qualified personnel to assist the family in understanding the special needs of the child and enhancing the child's development. Note: Services provided by specialists (such as medical services, nursing services, occupational therapy, and physical therapy) for a specific function should be coded under the appropriate service category, even if the services were delivered in the home.	XXX			34 Code of Federal Regulations (CFR) sections 300.34 (c)(3), 300.226
220	Medical services (for evaluation only) (ages 0-2 only): Services provided by a licensed physician to determine a child's developmental status and need for early intervention services.	XXXXX			34 CFR sections 300.34 (c)(3), 300.226
230	Nutrition services (ages 0-2 only): These services include conducting assessments in: nutritional history and dietary intake; anthropometric, biochemical, and clinical variables; feeding skills and feeding problems; and food habits and food preferences.	XXX			34 CFR sections 300.34 (c)(3), 300.226
240	Service coordination (ages 0-2 only)	XXX			34 CFR sections 300.34 (c)(3), 300.226
250	Special instruction (ages 0-2 only): Special instruction includes: the design of learning environments and activities that promote the child's acquisition of skills in a variety of developmental areas, including cognitive processes and social interaction; curriculum planning, including the planned interaction of personnel, materials, and time and space, that leads to achieving the outcomes in the child's individualized family service plan (IFSP); providing families with information, skills, and support related to enhancing the skill development of the child; and working with the child to enhance the child's development.	XXX			34 CFR sections 300.34 (c)(3), 300.226
260	Special education aide in regular development class, childcare center, or family childcare home (ages 0-2 only)	XXX			34 CFR sections 300.34 (c)(3), 300.226

Services will be provided in the school of attendance unless otherwise determined by the individualized education program (IEP) team.

Code	Special Education Service Category Descriptions	Adopted	Modified	Not Currently Utilized	Compliance Standard (Legal Requirement*)
270	Respite care services (ages 0-2 only): Through the IFSP process, short-term care given in-home or out-of-home, which temporarily relieves families of the ongoing responsibility for specialized care for child with a disability. (Note: only for infants and toddlers from birth through 2, but under 3.)	XXX			34 <i>CFR</i> sections 300.34 (c)(3), 300.226
330	Specialized academic instruction: Adapting, as appropriate to the needs of the child with a disability, the content, methodology, or delivery of instruction to ensure access of the child to the general curriculum, so that he or she can meet the educational standards within the jurisdiction of the public agency that apply to all children.	XXX			34 <i>CFR</i> Section 300.39(b)(3)
340	Intensive individual instruction: IEP Team determination that student requires additional support for all or part of the day to meet his or her IEP goals.	XXX			30 <i>California Education Code (EC)</i> Section 56364
350	Individual and small group instruction: Instruction delivered one-to-one or in a small group as specified in an IEP enabling the individual(s) to participate effectively in the total school program.	XXX			5 <i>California Code of Regulations (CCR)</i> Section 3051; 30 <i>EC</i> Section 56441.2
415	Language and speech: Language and speech services provide remedial intervention for eligible individuals with difficulty understanding or using spoken language. The difficulty may result from problems with articulation (excluding abnormal swallowing patterns, if that is the sole assessed disability); abnormal voice quality, pitch, or loudness; fluency; hearing loss; or the acquisition, comprehension, or expression of spoken language. Language deficits or speech patterns resulting from unfamiliarity with the English language and from environmental, economic or cultural factors are not included. Services include specialized instruction and services: monitoring, reviewing, and consultation, and may be direct or indirect, including the use of a speech consultant.	XXX			5 <i>CCR</i> Section 3051.1; 30 <i>EC</i> Section 56363; 34 <i>CFR</i> sections 300.34 (c)(15), 300.8 (c)(11)

Services will be provided in the school of attendance unless otherwise determined by the individualized education program (IEP) team.

Code	Special Education Service Category Descriptions	Adopted	Modified	Not Currently Utilized	Compliance Standard (Legal Requirement*)
425	<p>Adapted physical education: Direct physical education services provided by an adapted physical education specialist to pupils who have needs that cannot be adequately satisfied in other physical education programs as indicated by assessment and evaluation of motor skills performance and other areas of need. It may include individually designed developmental activities, games, sports, and rhythms, for strength development and fitness suited to the capabilities, limitations, and interests of individual students with disabilities who may not safely, successfully, or meaningfully engage in unrestricted participation in the vigorous activities of the general or modified physical education program.</p>	XXX			5 CCR Section 3051.5; 30 EC Section 56363; 34 CFR sections 300.108, 300.39 (b)(2)
435	<p>Health and nursing—specialized physical health care services: Specialized physical health care services means those health services prescribed by the child's licensed physician and surgeon, requiring medically related training of the individual who performs the services and which are necessary during the school day to enable the child to attend school (5 CCR Section 3051.12[b]). Specialized physical health care services include but are not limited to suctioning, oxygen administration, catheterization, nebulizer treatments, insulin administration, and glucose testing.</p>	XXX			5 CCR Section 3051.12; 30 EC sections 56363, 49423.5(d) 34 CFR Section 300.107;
436	<p>Health and nursing—other services: This includes services that are provided to individuals with exceptional needs by a qualified individual pursuant to an IEP when a student has health problems which require nursing intervention beyond basic school health services. Services include managing the health problem, consulting with staff, group and individual counseling, making appropriate referrals, and maintaining communication with agencies and health care providers. These services do not include any physician supervised or specialized health care service. IEP required health and nursing services are expected to supplement the regular health services program.</p>	XXX			5 CCR Section 3051.12; 30 EC Section 56363; 34 CFR Section 300.107

Services will be provided in the school of attendance unless otherwise determined by the individualized education program (IEP) team.

Code	Special Education Service Category Descriptions	Adopted	Modified	Not Currently Utilized	Compliance Standard (Legal Requirement*)
445	<p>Assistive technology services: Any specialized training or technical support for the incorporation of assistive devices, adapted computer technology, or specialized media with the educational programs to improve access for students. The term includes a functional analysis of the student's needs for assistive technology; selecting, designing, fitting, customizing, or repairing appropriate devices; coordinating services with assistive technology devices; training or technical assistance for students with a disability, the student's family, individuals providing education or rehabilitation services, and employers.</p>	XXX			<p>5 CCR Section 3051.16; 30 EC Section 56363; 34 CFR sections 300.6, 300.105</p>
450	<p>Occupational therapy: Occupational Therapy (OT) includes services to improve student's educational performance, postural stability, self-help abilities, sensory processing and organization, environmental adaptation and use of assistive devices, motor planning and coordination, visual perception and integration, social and play abilities, and fine motor abilities. Both direct and indirect services may be provided within the classroom, other educational settings, or the home, in groups or individually, and may include therapeutic techniques to develop abilities, adaptations to the student's environment or curriculum, and consultation and collaboration with other staff and parents. Services are provided, pursuant to an IEP, by a qualified occupational therapist registered with the American Occupational Therapy Certification Board.</p>	XXX			<p>5 CCR Section 3051.6; 30 EC Section 56363; 34 CFR Section 300.34 (c)(6)</p>

Services will be provided in the school of attendance unless otherwise determined by the individualized education program (IEP) team.

Code	Special Education Service Category Descriptions	Adopted	Modified	Not Currently Utilized	Compliance Standard (Legal Requirement*)
460	Physical therapy: These services are provided, pursuant to an IEP, by a registered physical therapist, or physical therapist assistant, when assessment shows a discrepancy between gross motor performance and other educational skills. Physical therapy includes, but is not limited to, motor control and coordination, posture and balance, self-help, functional mobility, accessibility and use of assistive devices. Services may be provided within the classroom, other educational settings or in the home, and may occur in groups or individually. These services may include adaptations to the student's environment and curriculum, selected therapeutic techniques and activities, and consultation and collaborative interventions with staff and parents.	XXX			5 CCR Section 3051.6; 30 EC Section 56363; 34 CFR Section 300.34 (c)(9); California <i>Business and Professions Code</i> (B&PC) Chapter 5.7 sections 2600–2696; <i>Government Code (GC)</i> Interagency Agreement Chapter 26.5 Section 7575(a)(2)
510	Individual counseling: One-to-one counseling, provided by a qualified individual pursuant to an IEP. Counseling may focus on such student aspects as education, career, personal, or be with parents or staff members on learning problems or guidance programs for students. Individual counseling is expected to supplement the regular guidance and counseling program.	XXX			5 CCR Section 3051.9; 34 CFR Section 300.34(c)(2)
515	Counseling and guidance: Counseling in a group setting, provided by a qualified individual pursuant to an IEP. Group counseling is typically social skills development, but may focus on such student aspects as education, career, personal, or be with parents or staff members on learning problems or guidance programs for students. IEP required group counseling is expected to supplement the regular guidance and counseling program. Guidance services include interpersonal, intrapersonal, or family interventions, performed in an individual or group setting by a qualified individual pursuant to an IEP. Specific programs include social skills development, self-esteem building, parent training, and assistance to special education students supervised by staff credentialled to serve special education students. These services are expected to supplement the regular guidance and counseling program.	XXX			34 CFR sections 300.24.(b)(2), 300.306; 5 CCR Section 3051.9

Services will be provided in the school of attendance unless otherwise determined by the individualized education program (IEP) team.

Code	Special Education Service Category Descriptions	Adopted	Modified	Not Currently Utilized	Compliance Standard (Legal Requirement*)
520	Parent counseling: Individual or group counseling provided by a qualified individual pursuant to an IEP to assist the parent(s) of special education students in better understanding and meeting their child's needs and may include parenting skills or other pertinent issues. IEP required parent counseling is expected to supplement the regular guidance and counseling program.	XXX			5 CCR Section 3051.11; 34 CFR Section 300.34(c)(8)
525	Social work services: Social work services, provided by a qualified individual pursuant to an IEP, include, but are not limited to, preparing a social or developmental history of a child with a disability, group and individual counseling with the child and family, working with those problems in a child's living situation (home, school, and community) that affect the child's adjustment in school, and mobilizing school and community resources to enable the child to learn as effectively as possible in his or her educational program. Social work services are expected to supplement the regular guidance and counseling program.	XXX			5 CCR Section 3051.13; 34 CFR Section 300.34(c)(14)
530	Psychological services: These services, provided by a credentialed or licensed psychologist pursuant to an IEP, include interpreting assessment results for parents and staff in implementing the IEP, obtaining and interpreting information about child behavior and conditions related to learning, and planning programs of individual and group counseling and guidance services for children and parents. These services may include consulting with other staff in planning school programs to meet the special needs of children as indicated in the IEP. IEP required psychological services are expected to supplement the regular guidance and counseling program.	XXX			5 CCR Section 3051.10; 34 CFR Section 300.34 (c)(10)
535	Behavior intervention services: A systematic implementation of procedures designed to promote lasting, positive changes in the student's behavior resulting in greater access to a variety of community settings, social contacts, public events, and placement in the least restrictive environment.	XXX			5 CCR Section 3001(d); 34 CFR Section 300.34 (c)(10)

Services will be provided in the school of attendance unless otherwise determined by the individualized education program (IEP) team.

Code	Special Education Service Category Descriptions	Adopted	Modified	Not Currently Utilized	Compliance Standard (Legal Requirement*)
540	Day treatment services: Structured education, training, and support services to address the student's mental health needs.	XXX			Health & Safety Code, Div.2, Chap.3, Article 1, Section 1502(a)
545	Residential treatment services: A 24-hour, out-of-home placement that provides intensive therapeutic services to support the educational program.	XXX			Welfare and Institutions Code, Part 2, Chapter 2.5, Art. 1, Section 5671
610	Specialized services for low incidence disabilities: Low incidence services are defined as those provided to the student population who have orthopedic impairment (OI), visual impairment (VI), who are deaf, hard of hearing (HH), or deaf-blind (DB). Typically, services are provided in education settings by an itinerant teacher or an itinerant teacher/specialist. Consultation is provided to the teacher, staff, and parents as needed. These services must be clearly written in the student's IEP, including frequency and duration of the services to the student.	XXX			5 CCR sections 3051.16, 3051.18; 34 CFR Section 300.34
710	Specialized deaf and hard of hearing services: These services include speech therapy, speech reading, auditory training, and/or instruction in the student's mode of communication. Rehabilitative and educational services; adapting curricula, methods, and the learning environment; and special consultation to students, parents, teachers, and other school personnel.	XXX			5 CCR sections 3051.16, 3051.18; 34 CFR Section 300.34
715	Interpreter services: Sign language interpretation of spoken language to individuals, whose communication is normally sign language, by a qualified sign language interpreter. This includes conveying information through the sign system of the student or consumer and tutoring students regarding class content through the sign system of the student.	XXX			5 CCR Section 3051.16; 34 CFR Section 300.34 (c)(4)
720	Audiological services: These services include measurements of acuity, monitoring amplification, and frequency modulation system use. Consultation services with teachers, parents, or speech pathologists must be identified in the IEP as to reason, frequency, and duration of contact; infrequent contact is considered assistance and would not be included.	XXX			5 CCR Section 3051.2; 34 CFR Section 300.34 (c)(1)

Services will be provided in the school of attendance unless otherwise determined by the individualized education program (IEP) team.

Code	Special Education Service Category Descriptions	Adopted	Modified	Not Currently Utilized	Compliance Standard (Legal Requirement*)
725	Specialized vision services: This is a broad category of services provided to students with visual impairments. It includes assessment of functional vision; curriculum modifications necessary to meet the student's educational needs including Braille, large type, and aural media; instruction in areas of need; concept development and academic skills; communication skills including alternative modes of reading and writing; and social, emotional, career, vocational, and independent living skills. It may include coordination of other personnel providing services to the students such as transcribers, readers, counselors, orientation and mobility specialists, career/vocational staff, and others, and collaboration with the student's classroom teacher.	XXX			5 CCR Section 3030(d); 30 EC Section 56364.1
730	Orientation and mobility: Students with identified visual impairments are trained in body awareness and to understand how to move. Students are trained to develop skills to enable them to travel safely and independently around the school and in the community. It may include consultation services to parents regarding their children requiring such services according to an IEP.	XXX			5 CCR Section 3051.3; 30 EC Section 56363; 34 CFR Section 300.34 (c)(7)
735	Braille transcription: Any transcription services to convert materials from print to Braille. It may include textbooks, tests, worksheets, or anything necessary for instruction. The transcriber should be qualified in English Braille as well as Nemeth Code (mathematics) and be certified by appropriate agency.	XXX			5 CCR Section 3051.16; 30 EC Section 56363; 34 CFR Section 300.8 (c)(13)
740	Specialized orthopedic services: Specially designed instruction related to the unique needs of students with orthopedic disabilities, including specialized materials and equipment.	XXX			5 CCR sections 3030(e), 3051.16; 30 EC Section 56363; 34 CFR Section 300.8 (c)(8)
745	Reading services	XXX			5 CCR Section 3051.16

Services will be provided in the school of attendance unless otherwise determined by the individualized education program (IEP) team.

Code	Special Education Service Category Descriptions	Adopted	Modified	Not Currently Utilized	Compliance Standard (Legal Requirement*)
750	Note taking services: Any specialized assistance given to the student for the purpose of taking notes when the student is unable to do so independently. This may include, but is not limited to, copies of notes taken by another student or transcription of tape-recorded information from a class or aide designated to take notes. This does not include instruction in the process of learning how to take notes.	XXX			5 CCR Section 3051.16
755	Transcription services: Any transcription service to convert materials from print to a mode of communication suitable for the student. This may also include dictation services as it may pertain to textbooks, tests, worksheets, or anything necessary for instruction.	XXX			5 CCR Section 3051.16
760	Recreation services, includes therapeutic recreation: Therapeutic recreation and specialized instructional programs designed to assist pupils to become as independent as possible in leisure activities, and when possible and appropriate, facilitate the pupil's integration into general recreation programs.	XXX			5 CCR Section 3051.15; 34 CFR Section 300.34 (c)(11)
820	College awareness: College awareness is the result of acts that promote and increase student learning about higher education opportunities, information, and options that are available including, but not limited to, career planning, course prerequisites, admission eligibility, and financial aid.	XXX			34 CFR sections 300.39 (b)(5), 300.43
830	Vocational assessment, counseling, guidance, and career assessment: Organized educational programs that are directly related to the preparation of individuals for paid or unpaid employment, and may include provision for work experience, job coaching, development and/or placement, and situational assessment. This includes career counseling to assist a student in assessing his/her aptitudes, abilities, and interests in order to make realistic career decisions.	XXX			5 CCR Section 3051.14; 34 CFR sections 300.39 (b)(5), 300.43
840	Career awareness: Transition services include a provision for self-advocacy, career planning, and career guidance. This also emphasizes the need for coordination between these provisions and the Perkins Act to ensure that students with disabilities in middle schools will be able to access vocational education funds.	XXX			5 CCR Section 3051.14; 34 CFR sections 300.39 (b)(5), 300.43

Services will be provided in the school of attendance unless otherwise determined by the individualized education program (IEP) team.

Code	Special Education Service Category Descriptions	Adopted	Modified	Not Currently Utilized	Compliance Standard (Legal Requirement*)
850	Work experience education: Work experience education means organized educational programs that are directly related to the preparation of individuals for paid or unpaid employment, or for additional preparation for a career requiring other than a baccalaureate or advanced degree.	XXX			5 CCR Section 3051.14; 34 CFR sections 300.39 (b)(5), 300.43
855	Job Coaching: Job coaching is a service that provides assistance and guidance to an employee who may be experiencing difficulty with one or more aspects of the daily job tasks and functions. The service is provided by a job coach who is highly successful, skilled and trained on the job who can determine how the employee that is experiencing difficulty learns best and formulate a training plan to improve job performance.	XXX			5 CCR Section 3051.14; 34 CFR sections 300.39 (b)(5), 300.43
860	Mentoring: Mentoring is a sustained coaching relationship between a student and teacher through ongoing involvement. The mentor offers support, guidance, encouragement and assistance as the learner encounters challenges with respect to a particular area such as acquisition of job skills. Mentoring can be either formal, as in planned, structured instruction, or informal that occurs naturally through friendship, counseling, and collegiality in a casual, unplanned way.	XXX			5 CCR Section 3051.14; 34 CFR sections 300.39 (b)(5), 300.43
865	Agency linkages (referral and placement): Service coordination and case management that facilitates the linkage of individualized education programs under this part and individualized family service plans under part C with individualized service plans under multiple Federal and State programs, such as title I of the Rehabilitation Act of 1973 (vocational rehabilitation), title XIX of the Social Security Act (Medicaid), and title XVI of the Social Security Act (supplemental security income).	XXX			30 EC Section 56341.5 (f); 34 CFR Section 300.344 (3)(b)
870	Travel training (includes mobility training)	XXX			5 CCR Section 3051.3; 34 CFR sections 300.39 (c)(7)
890	Other transition services: These services may include program coordination, case management and meetings, and crafting linkages between schools and between schools and postsecondary agencies.	XXX			

Services will be provided in the school of attendance unless otherwise determined by the individualized education program (IEP) team.

Code	Special Education Service Category Descriptions	Adopted	Modified	Not Currently Utilized	Compliance Standard (Legal Requirement*)
900**	Other special education/related services: Any other specialized service required for a student with a disability to receive educational benefit.	XXX			
*	<i>B&PC – Business and Professional Codes</i> <i>CCR – California Code of Regulations</i> <i>CFR – Code of Federal Regulations</i> <i>EC – Education Code</i> <i>GC – Government Code</i>				
**	Use of CASEMIS Code 900 necessitates further explanation. Please list the other special education/related services to be provided as Code 900 on the form ASP-01b: Customized Service Descriptions.				

Services will be provided in the school of attendance unless otherwise determined by the individualized education program (IEP) team.

Customized Service Descriptions

Special Education Local Plan Area:

California Department of Education Form ASP-01b (rev Feb 2017)		Special Education Division		
CASEMIS Code	Special Education Service Category Descriptions Birth-21 Years	Compliance Standard (Legal Requirement)	For CDE Use Only	
900	Behavior Consultation and Supervision			
			Compliance	Findings/ Comments
			Meets Compliance	
			Yes	No
			Has the Special Education Local Plan Area (SELPA) included:	
			- Name of service?	
			- Description of service?	
			- How service provided?	

**Certification of Annual Service Plan
 Fiscal Year 2018-19**

1. Check one, as applicable: <input checked="" type="checkbox"/> Single District <input type="checkbox"/> Multiple District <input type="checkbox"/> District/County		
Special Education Local Plan Area (SELPA) Code 3412	SELPA Name Sacramento City Unified School District	Application Date June 30, 2018
SELPA Address 5735 47 th Avenue	SELPA City Sacramento	SELPA Zip code 95824
Name SELPA Director (Print) Becky Bryant		SELPA Director's Telephone Number (916) 643-9163
2. Certification by Designated Administrative And Fiscal Agency for This Program (Responsible Local Agency [RLA] or Administrative Unit [AU])		
RLA/AU Name Sacramento City Unified School District	Name/Title of RLA/AU Superintendent (Type) Jorge Aguilar	RLA/AU Telephone Number (916) 643-7000
RLA/AU Street Address 5735 47 th Avenue	RLA/AU City Sacramento	RLA/AU Zip code 95824
Date of Governing Board Approval June 21, 2018		

**Certification of Approval of Annual Service Plan Pursuant to California *Education Code*
 Section 56205(b)**

I certify that the Annual Service Plan was developed according to the SELPA's local plan governance and policy making process. Notice of this public hearing was posted in each district within the SELPA at least 15 days prior to the hearing.

The **Annual Service Plan** was presented for public hearing on June 7, 2018.

Adopted this _____ day of _____, 20____.

Signed: _____
 RLA/AU Superintendent

For California Department of Education Use Only

Received by the State Superintendent of Public Instruction: Date: _____ By: _____

**Certification of Annual Budget Plan
 Fiscal Year 2018-19**

1. Check one, as applicable: <input checked="" type="checkbox"/> Single District <input type="checkbox"/> Multiple District <input type="checkbox"/> District/County		
Special Education Local Plan Area (SELPA) Code 3412	SELPA Name Sacramento City Unified School District	Application Date June 30, 2018
SELPA Address 5735 47 th Avenue	SELPA City Sacramento, California	SELPA Zip code 95824
Name SELPA Director (Print) Becky Bryant		SELPA Director's Telephone Number (916) 643-9163
2. Certification by Designated Administrative And Fiscal Agency for This Program (Responsible Local Agency/Administrative Unit [RLA/AU])		
RLA/AU Name Sacramento City Unified School District	Name/Title of RLA/AU Superintendent Jorge Aguilar	RLA/AU Telephone Number (916) 643-7000
RLA/AU Street Address 5735 47 th Avenue	RLA/AU City Sacramento	RLA/AU Zip code 95824
Date of Governing Board Approval June 21, 2018		

**Certification of Approval of Annual Budget Plan Pursuant to California Education Code
 Section 56205(b)**

I certify that the Annual Budget Plan was developed according to the SELPA's local plan governance and policy making process. Notice of this public hearing was posted in each school within the SELPA at least 15 days prior to the hearing.

The **Annual Budget Plan** was presented for public hearing on June 7, 2018.

Adopted this _____ day of _____, 20____.

Signed: _____
 RLA/AU Superintendent

**Annual Budget Plan
 Fiscal Year 2018-19**

The Annual Budget Plan shall identify expected expenditures for all items required by this part as listed below. The Standardized Account Code Structure (SACS) codes provide source information from the local educational agency (LEA) reporting.

	Reference/Label	Instructions	Estimated Totals
A	Funds received in accordance with Chapter 7.2 (commencing with California <i>Education Code</i> [EC] Section 56836) (Special Education Program Funding)	SACS Resource Code 6500 (State), 3300-3499 (Federal) 6512-6535 (General Fund)	\$33,807,295
	District Contribution		\$73,590,731
B	Administrative costs of the plan	SACS Goal Code 5001 Function 2100	\$ 1,829,456
C	Special Education services to pupils with: (1) severe disabilities , and (2) low-incidence disabilities	SACS Goal Code 5710	\$ 0
		SACS Goal Code 5730	\$ 2,911,533
		SACS Goal Code 5750	\$46,588,418
D	Special education services to pupils with non-severe disabilities	SACS Goal Code 5770	\$37,844,688
E	Supplemental aids and services to meet the individual needs of pupils placed in regular education classrooms and environments	Any SACS Goal Code with SACS Function Code 1130 ¹	\$ 4,058,920
F	Regionalized operations and services, and direct instructional support by program specialists in accordance with Article 6 (commencing with Section 56836.23) of Chapter 7.2 (SELPA Program Specialists Funding)	SACS Goal Code 5050	\$ 2,481,139
		SACS Goal Code 5060	\$ 2,473,884
G	The use of property taxes allocated to the special education local plan area pursuant to <i>EC</i> Section 2572	Statement is included in Local Plan	

¹ Function Activity Classification can be found <http://www.cde.ca.gov/be/ag/ag/yr08/mar08item24a6.doc>

For California Department of Education Use Only

Received by the State Superintendent of Public Instruction: Date: _____ By: _____



SACRAMENTO CITY UNIFIED SCHOOL DISTRICT BOARD OF EDUCATION

Agenda Item 11.1k

Meeting Date: June 21, 2018

Subject: Approve Consolidated Application (ConApp) 2018-19 Spring Report

- Information Item Only
- Approval on Consent Agenda
- Conference (for discussion only)
- Conference/First Reading (Action Anticipated: _____)
- Conference/Action
- Action
- Public Hearing

Division: Academic Office/State and Federal Programs

Recommendation: Approve the Consolidated Application (ConApp) 2018-19 Spring Report.

Background/Rationale: Districts in the State of California are required to submit a Consolidated Application (ConApp) for specified federally funded programs. The application is completed in multiple parts. The ConApp Spring Report identifies the programs for which the district is requesting funding as well as the public and private, non-profit schools that plan to participate in selected federal programs. The request for funding contains assurances that federal regulations will be followed when utilizing the funds. The ConApp also serves as a system for reporting program and fiscal data to CDE about the utilization of federal program funds. Local school boards are required to approve the application for funding page. The District English Learner Advisory Committee (DELAC) reviewed the application on April 26 and May 17, 2018 and provided input pertaining to applicable sections.

Financial Considerations: The report contains requests for Title I, Title II, Title III and Title IV funding for the 2018-19 school year. The district has projected a total of \$20,044,876 in funding.

LCAP Goal(s): College and Career Ready Students; Safe, Clean and Healthy Schools; and Family & Community Empowerment

Documents Attached:

1. Consolidated Application (ConApp) 2018-19 Spring Report

Estimated Time of Presentation: N/A

Submitted by: Vincent Harris, Chief of Continuous Improvement and Accountability

Lisa Hayes, Director, State & Federal Programs

Approved by: Jorge A. Aguilar, Superintendent



Consolidated Application 2018-19 Spring Report

Table of Contents

Fiscal Year 2016-17

Title II, Part A Fiscal Year Expenditure Report, 24 Months
Title III, Part A English Learner Year to Date Expenditure Report, 24 Months
Title III, Part A Immigrant Year to Date Expenditure Report, 24 Months

Fiscal Year 2017-18

Title I, Part A Nonprofit Private School Students Served
Title I, Part A Notification of Authorization of Schoolwide Program
Title II, Part A Fiscal Year Expenditure Report, 12 months
Title III, Part A English Learner Year to Date Expenditure Report 12 months
Title III, Part A English Learner Nonprofit Private School Reimbursement
Title III, Part A Immigrant Year to Date Expenditure Report, 12 Months
Title III, Part A Immigrant Nonprofit Private School Students Served
Homeless Education Policy, Requirements, and Implementation

Fiscal Year 2018-19

Certification of Assurances
Protected Prayer Certification
LCAP Federal Addendum Certification
Application for Funding
Nonprofit Private School Consultation
Other ESEA Nonprofit Private School Participation
Title I, Part A Nonprofit Private School Participation
Title III, Part A English Learner Student Program Subgrant Budget
Title III, Part A Immigrant Student Program Subgrant Budget
Substitute System for Time Accounting



Consolidated Application 2018-19 Spring Report

Fiscal Year 2016-17

Title II, Part A Fiscal Year Expenditure Report, 24 Months

Title III, Part A English Learner Year to Date Expenditure Report, 24 Months

Title III, Part A Immigrant Year to Date Expenditure Report, 24 Months

2016-17 Title II, Part A Fiscal Year Expenditure Report, 24 Months

A report of year-to-date expenditures and encumbrances by activity. Activity period covered is July 1, 2016 through June 30, 2018.

CDE Program Contact:

Melissa Flatt, Teacher and Leader Policy Office, mflatt@cde.ca.gov, 916-324-5689

2016-17 Title II, Part A entitlement	\$3,448,548
--------------------------------------	-------------

Professional Development Expenditures

Professional development for teachers	\$353,230
Professional development for administrators	
Subject matter project	
Other professional development expenditures	

Exams and Test Preparation Expenditures

Exam fees, reimbursement	
Test preparation training and or materials	
Other exam and test preparation expenditures	

Recruitment, Training, and Retaining Expenditures

Recruitment activities	\$92,482
Hiring incentive and or relocation allotment	
National Board Certification and or stipend	
Verification process for special settings (VPSS)	
University course work	
Other recruitment training and retaining expenditures	\$74,598

Miscellaneous Expenditures

Class size reduction	\$2,805,317
Administrative and indirect costs	\$122,921
Total funds transferred to Title I, Part A	
Other allowable expenditures or encumbrances	
Total expenditures and encumbrances	\$3,448,548
2016-17 Unspent Funds	\$0

*****Warning*****

The data in this report may be protected by the Family Educational Rights and Privacy Act (FERPA) and other applicable data privacy laws. Unauthorized access or sharing of this data may constitute a violation of both state and federal law.

2016-17 Title III English Learner YTD Expenditure Report, 24 Months

A report of year-to-date expenditures by activity. Activity period covered is July 1, 2016 through June 30, 2018.

CDE Program Contact:

Geoffrey Ndirangu, Language Policy and Leadership Office, gndirang@cde.ca.gov, 916-323-5831

Required and Authorized English Learners Sub-grantee Activities

Required

Section 3115 (c)(1) To increase the English proficiency by providing high-quality language instruction educational programs that are based on scientifically based research demonstrating the effectiveness of the programs.

Section 3115 (c)(2) To provide high quality professional development to classroom teachers (including teachers in classroom settings that are not the settings of language instruction educational programs), principals, administrators, and other school or community-based organizational personnel.

Authorized

- (1) Upgrading program objectives and effective instruction strategies.
- (2) Improving the instruction program for English learners by identifying acquiring and upgrading curricula, instruction materials, educational software, and assessment procedures.
- (3) Providing tutorials and academic or vocational education for English learners and intensified instruction.
- (4) Developing and implementing elementary school or secondary school language instruction educational programs that are coordinated with other relevant programs and services.
- (5) Improving the English language proficiency and academic achievement of English learners.
- (6) Providing community participation programs, family literacy services and parent outreach and training activities to English learners and their families.

2016-17 Title III English learner entitlement	\$799,971
Object Code - Activity	
1000-1999 Certificated personnel salaries	\$512,981
2000-2999 Classified personnel salaries	\$24,178
3000-3999 Employee benefits	\$228,269
4000-4999 Books and supplies	\$13,595
5000-5999 Services and other operating expenditures	\$5,344
Administrative and indirect costs	\$15,604
Total year-to-date expenditures	\$799,971
2016-17 Unspent funds	\$0

*****Warning*****

The data in this report may be protected by the Family Educational Rights and Privacy Act (FERPA) and other applicable data privacy laws. Unauthorized access or sharing of this data may constitute a violation of both state and federal law.

2016-17 Title III Immigrant YTD Expenditure Report, 24 Months

A report of year-to-date expenditures by activity. Activity period covered is July 1, 2016 through June 30, 2018.

CDE Program Contact:

Geoffrey Ndirangu, Language Policy and Leadership Office, gndirang@cde.ca.gov, 916-323-5831

Approved Immigrant Sub-grantee Activities

(e) ACTIVITIES BY AGENCIES EXPERIENCING SUBSTANTIAL INCREASES IN IMMIGRANT CHILDREN AND YOUTH-

(1) IN GENERAL-An eligible entity receiving funds under section 3114(d)(1) shall use the funds to pay for activities that provide enhanced instructional opportunities for immigrant children and youth, which may include-

- (A) family literacy, parent outreach, and training activities designed to assist parents to become active participants in the education of their children;
- (B) support for personnel, including teacher aides who have been specifically trained, or are being trained, to provide services to immigrant children and youth;
- (C) provision of tutorials, mentoring, and academic or career counseling for immigrant children and youth
- (D) identification and acquisition of curricular materials, educational software, and technologies to be used in the program carried out with funds;

(E) basic instruction services that are directly attributable to the presence in the school district involved of immigrant children and youth, including the payment of costs of providing additional classroom supplies, costs of transportation, or such other costs as are directly attributable to such additional basic instruction services;

(F) other instruction services that are designed to assist immigrant children and youth to achieve in elementary schools and secondary schools in the United States, such as programs of introduction to the educational system and civics education; and

(G) activities, coordinated with community-based organizations, institutions of higher education, private sector entities with expertise in working with immigrants, to assist parents of immigrant children and youth by offering comprehensive community services.

2016-17 Title III immigrant entitlement	\$61,898
Object Code - Activity	
1000-1999 Certificated personnel salaries	\$0
2000-2999 Classified personnel salaries	\$27,040
3000-3999 Employee benefits	\$6,271
4000-4999 Books and supplies	\$0
5000-5999 Services and other operating expenditures	\$0
Administrative and indirect costs	\$1,109
Total year-to-date expenditures	\$34,420
2016-17 Unspent funds	\$27,478

*****Warning*****

The data in this report may be protected by the Family Educational Rights and Privacy Act (FERPA) and other applicable data privacy laws. Unauthorized access or sharing of this data may constitute a violation of both state and federal law.



Consolidated Application 2018-19 Spring Report

Fiscal Year 2017-18

Title I, Part A Nonprofit Private School Students Served
Title I, Part A Notification of Authorization of Schoolwide Program
Title II, Part A Fiscal Year Expenditure Report, 12 months
Title III, Part A English Learner Year to Date Expenditure Report 12 months
Title III, Part A English Learner Nonprofit Private School Reimbursement
Title III, Part A Immigrant Year to Date Expenditure Report, 12 Months
Title III, Part A Immigrant Nonprofit Private School Students Served
Homeless Education Policy, Requirements, and Implementation

2017-18 Title I, Part A Nonprofit Private School Students Served

This report collects nonprofit private school eligible students served by grade level (receiving Title I, Part A equitable services).

CDE Program Contact:

Sylvia Hanna, Title I Policy and Program Guidance Office, shanna@cde.ca.gov, 916-319-0948
 Rina DeRose, Title I Policy and Program Guidance Office, RDerose@cde.ca.gov, 916-323-0472

Al-Arqam Islamic School (34 67439 7096852)

Students Served Count by Grade

Kindergarten Student Count	
Grade 1 Student Count	
Grade 2 Student Count	2
Grade 3 Student Count	1
Grade 4 Student Count	
Grade 5 Student Count	
Grade 6 Student Count	
Grade 7 Student Count	1
Grade 8 Student Count	
Grade 9 Student Count	
Grade 10 Student Count	
Grade 11 Student Count	
Grade 12 Student Count	
Students Served Total	4

*****Warning*****

The data in this report may be protected by the Family Educational Rights and Privacy Act (FERPA) and other applicable data privacy laws. Unauthorized access or sharing of this data may constitute a violation of both state and federal law.

2017-18 Title I, Part A Nonprofit Private School Students Served

This report collects nonprofit private school eligible students served by grade level (receiving Title I, Part A equitable services).

CDE Program Contact:

Sylvia Hanna, Title I Policy and Program Guidance Office, shanna@cde.ca.gov, 916-319-0948
 Rina DeRose, Title I Policy and Program Guidance Office, RDerose@cde.ca.gov, 916-323-0472

More Life Christian Academy (34 67439 6149892)

Students Served Count by Grade

Kindergarten Student Count	
Grade 1 Student Count	1
Grade 2 Student Count	1
Grade 3 Student Count	
Grade 4 Student Count	1
Grade 5 Student Count	
Grade 6 Student Count	
Grade 7 Student Count	
Grade 8 Student Count	
Grade 9 Student Count	1
Grade 10 Student Count	3
Grade 11 Student Count	
Grade 12 Student Count	
Students Served Total	7

*****Warning*****

The data in this report may be protected by the Family Educational Rights and Privacy Act (FERPA) and other applicable data privacy laws. Unauthorized access or sharing of this data may constitute a violation of both state and federal law.

2017-18 Title I, Part A Nonprofit Private School Students Served

This report collects nonprofit private school eligible students served by grade level (receiving Title I, Part A equitable services).

CDE Program Contact:

Sylvia Hanna, Title I Policy and Program Guidance Office, shanna@cde.ca.gov, 916-319-0948
 Rina DeRose, Title I Policy and Program Guidance Office, RDerose@cde.ca.gov, 916-323-0472

St. Robert Catholic School (34 67439 6976666)

Students Served Count by Grade

Kindergarten Student Count	
Grade 1 Student Count	2
Grade 2 Student Count	1
Grade 3 Student Count	3
Grade 4 Student Count	2
Grade 5 Student Count	2
Grade 6 Student Count	6
Grade 7 Student Count	2
Grade 8 Student Count	
Grade 9 Student Count	
Grade 10 Student Count	
Grade 11 Student Count	
Grade 12 Student Count	

Students Served Total

18

*****Warning*****

The data in this report may be protected by the Family Educational Rights and Privacy Act (FERPA) and other applicable data privacy laws. Unauthorized access or sharing of this data may constitute a violation of both state and federal law.

2017-18 Title I, Part A Nonprofit Private School Students Served

This report collects nonprofit private school eligible students served by grade level (receiving Title I, Part A equitable services).

CDE Program Contact:

Sylvia Hanna, Title I Policy and Program Guidance Office, shanna@cde.ca.gov, 916-319-0948
 Rina DeRose, Title I Policy and Program Guidance Office, RDerosc@cde.ca.gov, 916-323-0472

Shalom School (34 67439 6904395)

Students Served Count by Grade

Kindergarten Student Count	
Grade 1 Student Count	
Grade 2 Student Count	2
Grade 3 Student Count	
Grade 4 Student Count	
Grade 5 Student Count	
Grade 6 Student Count	
Grade 7 Student Count	
Grade 8 Student Count	
Grade 9 Student Count	
Grade 10 Student Count	
Grade 11 Student Count	
Grade 12 Student Count	

Students Served Total 2

*****Warning*****

The data in this report may be protected by the Family Educational Rights and Privacy Act (FERPA) and other applicable data privacy laws. Unauthorized access or sharing of this data may constitute a violation of both state and federal law.

2017-18 Title I, Part A Nonprofit Private School Students Served

This report collects nonprofit private school eligible students served by grade level (receiving Title I, Part A equitable services).

CDE Program Contact:

Sylvia Hanna, Title I Policy and Program Guidance Office, shanna@cde.ca.gov, 916-319-0948
 Rina DeRose, Title I Policy and Program Guidance Office, RDerosc@cde.ca.gov, 916-323-0472

Presentation of the Blessed Virgin Mary School (34 67439 6976492)

Students Served Count by Grade

Kindergarten Student Count	
Grade 1 Student Count	1
Grade 2 Student Count	
Grade 3 Student Count	
Grade 4 Student Count	2
Grade 5 Student Count	1
Grade 6 Student Count	
Grade 7 Student Count	1
Grade 8 Student Count	
Grade 9 Student Count	
Grade 10 Student Count	
Grade 11 Student Count	
Grade 12 Student Count	
Students Served Total	5

*****Warning*****

The data in this report may be protected by the Family Educational Rights and Privacy Act (FERPA) and other applicable data privacy laws. Unauthorized access or sharing of this data may constitute a violation of both state and federal law.

2017-18 Title I, Part A Nonprofit Private School Students Served

This report collects nonprofit private school eligible students served by grade level (receiving Title I, Part A equitable services).

CDE Program Contact:

Sylvia Hanna, Title I Policy and Program Guidance Office, shanna@cde.ca.gov, 916-319-0948
 Rina DeRose, Title I Policy and Program Guidance Office, RDerosc@cde.ca.gov, 916-323-0472

St. Ignatius School (34 67439 6976583)

Students Served Count by Grade

Kindergarten Student Count	1
Grade 1 Student Count	
Grade 2 Student Count	
Grade 3 Student Count	
Grade 4 Student Count	
Grade 5 Student Count	1
Grade 6 Student Count	
Grade 7 Student Count	
Grade 8 Student Count	
Grade 9 Student Count	
Grade 10 Student Count	
Grade 11 Student Count	
Grade 12 Student Count	

Students Served Total 2

*****Warning*****

The data in this report may be protected by the Family Educational Rights and Privacy Act (FERPA) and other applicable data privacy laws. Unauthorized access or sharing of this data may constitute a violation of both state and federal law.

2017-18 Title I, Part A Nonprofit Private School Students Served

This report collects nonprofit private school eligible students served by grade level (receiving Title I, Part A equitable services).

CDE Program Contact:

Sylvia Hanna, Title I Policy and Program Guidance Office, shanna@cde.ca.gov, 916-319-0948
 Rina DeRose, Title I Policy and Program Guidance Office, RDerose@cde.ca.gov, 916-323-0472

Cristo Rey High School (34 67439 6132963)

Students Served Count by Grade

Kindergarten Student Count	
Grade 1 Student Count	
Grade 2 Student Count	
Grade 3 Student Count	
Grade 4 Student Count	
Grade 5 Student Count	
Grade 6 Student Count	
Grade 7 Student Count	
Grade 8 Student Count	
Grade 9 Student Count	12
Grade 10 Student Count	16
Grade 11 Student Count	20
Grade 12 Student Count	
Students Served Total	48

*****Warning*****

The data in this report may be protected by the Family Educational Rights and Privacy Act (FERPA) and other applicable data privacy laws. Unauthorized access or sharing of this data may constitute a violation of both state and federal law.

2017-18 Title I, Part A Nonprofit Private School Students Served

This report collects nonprofit private school eligible students served by grade level (receiving Title I, Part A equitable services).

CDE Program Contact:

Sylvia Hanna, Title I Policy and Program Guidance Office, shanna@cde.ca.gov, 916-319-0948
 Rina DeRose, Title I Policy and Program Guidance Office, RDerose@cde.ca.gov, 916-323-0472

St. Charles Borromeo (34 67439 6976567)

Students Served Count by Grade

Kindergarten Student Count	
Grade 1 Student Count	
Grade 2 Student Count	
Grade 3 Student Count	2
Grade 4 Student Count	2
Grade 5 Student Count	
Grade 6 Student Count	
Grade 7 Student Count	
Grade 8 Student Count	
Grade 9 Student Count	
Grade 10 Student Count	
Grade 11 Student Count	
Grade 12 Student Count	

Students Served Total

4

*****Warning*****

The data in this report may be protected by the Family Educational Rights and Privacy Act (FERPA) and other applicable data privacy laws. Unauthorized access or sharing of this data may constitute a violation of both state and federal law.

2017-18 Title I, Part A Nonprofit Private School Students Served

This report collects nonprofit private school eligible students served by grade level (receiving Title I, Part A equitable services).

CDE Program Contact:

Sylvia Hanna, Title I Policy and Program Guidance Office, shanna@cde.ca.gov, 916-319-0948
 Rina DeRose, Title I Policy and Program Guidance Office, RDerose@cde.ca.gov, 916-323-0472

St. John Vianney School (34 67439 6976609)

Students Served Count by Grade

Kindergarten Student Count	
Grade 1 Student Count	1
Grade 2 Student Count	
Grade 3 Student Count	
Grade 4 Student Count	
Grade 5 Student Count	1
Grade 6 Student Count	
Grade 7 Student Count	
Grade 8 Student Count	
Grade 9 Student Count	
Grade 10 Student Count	
Grade 11 Student Count	
Grade 12 Student Count	

Students Served Total

2

*****Warning*****

The data in this report may be protected by the Family Educational Rights and Privacy Act (FERPA) and other applicable data privacy laws. Unauthorized access or sharing of this data may constitute a violation of both state and federal law.

2017-18 Title I, Part A Nonprofit Private School Students Served

This report collects nonprofit private school eligible students served by grade level (receiving Title I, Part A equitable services).

CDE Program Contact:

Sylvia Hanna, Title I Policy and Program Guidance Office, shanna@cde.ca.gov, 916-319-0948
 Rina DeRose, Title I Policy and Program Guidance Office, RDeroser@cde.ca.gov, 916-323-0472

Sacramento Waldorf School (34 67439 6938203)

Students Served Count by Grade

Kindergarten Student Count	1
Grade 1 Student Count	
Grade 2 Student Count	
Grade 3 Student Count	
Grade 4 Student Count	
Grade 5 Student Count	
Grade 6 Student Count	
Grade 7 Student Count	
Grade 8 Student Count	
Grade 9 Student Count	
Grade 10 Student Count	1
Grade 11 Student Count	1
Grade 12 Student Count	

Students Served Total 3

*****Warning*****

The data in this report may be protected by the Family Educational Rights and Privacy Act (FERPA) and other applicable data privacy laws. Unauthorized access or sharing of this data may constitute a violation of both state and federal law.

2017-18 Title I, Part A Nonprofit Private School Students Served

This report collects nonprofit private school eligible students served by grade level (receiving Title I, Part A equitable services).

CDE Program Contact:

Sylvia Hanna, Title I Policy and Program Guidance Office, shanna@cde.ca.gov, 916-319-0948
Rina DeRose, Title I Policy and Program Guidance Office, RDerose@cde.ca.gov, 916-323-0472

St. Patrick SUCCEED Academy (34 67439 6976641)

Students Served Count by Grade

Kindergarten Student Count	2
Grade 1 Student Count	2
Grade 2 Student Count	2
Grade 3 Student Count	2
Grade 4 Student Count	2
Grade 5 Student Count	2
Grade 6 Student Count	3
Grade 7 Student Count	2
Grade 8 Student Count	2
Grade 9 Student Count	
Grade 10 Student Count	
Grade 11 Student Count	
Grade 12 Student Count	

Students Served Total 19

*****Warning*****

The data in this report may be protected by the Family Educational Rights and Privacy Act (FERPA) and other applicable data privacy laws. Unauthorized access or sharing of this data may constitute a violation of both state and federal law.

2017-18 Title I, Part A Nonprofit Private School Students Served

This report collects nonprofit private school eligible students served by grade level (receiving Title I, Part A equitable services).

CDE Program Contact:

Sylvia Hanna, Title I Policy and Program Guidance Office, shanna@cde.ca.gov, 916-319-0948
 Rina DeRose, Title I Policy and Program Guidance Office, RDeRose@cde.ca.gov, 916-323-0472

St. Philomene (34 67439 6976658)

Students Served Count by Grade

Kindergarten Student Count	1
Grade 1 Student Count	
Grade 2 Student Count	
Grade 3 Student Count	
Grade 4 Student Count	1
Grade 5 Student Count	
Grade 6 Student Count	
Grade 7 Student Count	
Grade 8 Student Count	1
Grade 9 Student Count	
Grade 10 Student Count	
Grade 11 Student Count	
Grade 12 Student Count	

Students Served Total 3

*****Warning*****

The data in this report may be protected by the Family Educational Rights and Privacy Act (FERPA) and other applicable data privacy laws. Unauthorized access or sharing of this data may constitute a violation of both state and federal law.

2017-18 Title I, Part A Nonprofit Private School Students Served

This report collects nonprofit private school eligible students served by grade level (receiving Title I, Part A equitable services).

CDE Program Contact:

Sylvia Hanna, Title I Policy and Program Guidance Office, shanna@cde.ca.gov, 916-319-0948
 Rina DeRose, Title I Policy and Program Guidance Office, RDerose@cde.ca.gov, 916-323-0472

Aldar Academy (34 67439 6937999)

Students Served Count by Grade

Kindergarten Student Count	
Grade 1 Student Count	
Grade 2 Student Count	1
Grade 3 Student Count	
Grade 4 Student Count	1
Grade 5 Student Count	
Grade 6 Student Count	
Grade 7 Student Count	1
Grade 8 Student Count	
Grade 9 Student Count	
Grade 10 Student Count	
Grade 11 Student Count	
Grade 12 Student Count	4
Students Served Total	7

*****Warning*****

The data in this report may be protected by the Family Educational Rights and Privacy Act (FERPA) and other applicable data privacy laws. Unauthorized access or sharing of this data may constitute a violation of both state and federal law.

California Department of Education

Sacramento City Unified (34 67439 0000000)

Consolidated Application

Status: Certified
 Saved by: Lisa Hayes
 Date: 2/8/2018 1:04 PM

2017-18 Title I, Part A Notification of Authorization of Schoolwide Program

This report provides notification to the California Department of Education of a school's eligibility and local board approval to operate under and report as Schoolwide Program

CDE Program Contact:

Franco Rozic, Title I Monitoring and Support Office, frzic@cde.ca.gov, 916-319-0269
 Lana Zhou, Title I Policy and Program Guidance Office, lzhou@cde.ca.gov, 916-319-0956

Note:

In order for CDE program staff to have visibility to all SWP authorized schools, it is important to have an Authorized Representative certify this Notification of Authorization data collection after a change is made.

School Name	School Code	Authorized	Local Board Approval Date (ex. 07/30/2017)	Low Income %	SIG Approval Date (ex. 07/30/2017)	SWP Waiver Approval Date (ex. 07/30/2017)
A. M. Winn Waldorf-Inspired	6033765	Y	05/27/1999	100.00%		
Abraham Lincoln Elementary	6099808	Y	04/15/2004	100.00%		
Albert Einstein Middle	6059273	Y	06/17/2004	73.00%		
Alice Birney Waldorf-Inspired	6034078	Y	04/15/2004	49.00%		
American Legion High (Continuation)	3430154	Y	01/10/2013	100.00%		
Arthur A. Benjamin Health Professions High	0108951	Y	01/10/2013	100.00%		
Bowling Green Elementary	6033799	Y	11/05/1996	100.00%		
Bret Harte Elementary	6033807	Y	11/05/1996	100.00%		
C. K. McClatchy High	3435419	Y	11/17/2003	53.00%		
Caleb Greenwood Elementary	6033815	N				
California Middle	6059281	Y	04/15/2004	56.00%		
Camellia Elementary	6033823	Y	04/15/2004	100.00%		
Capital City Independent Study	3430519	Y	01/10/2013	61.00%		

Warning

The data in this report may be protected by the Family Educational Rights and Privacy Act (FERPA) and other applicable data privacy laws. Unauthorized access or sharing of this data may constitute a violation of both state and federal law.

2017-18 Title I, Part A Notification of Authorization of Schoolwide Program

This report provides notification to the California Department of Education of a school's eligibility and local board approval to operate under and report as Schoolwide Program

School Name	School Code	Authorized	Local Board Approval Date (ex. 07/30/2017)	Low Income %	SIG Approval Date (ex. 07/30/2017)	SWP Waiver Approval Date (ex. 07/30/2017)
Caroline Wenzel Elementary	6033831	Y	05/18/2006	73.00%		
Cesar Chavez Intermediate	6119440	Y	06/17/2004	100.00%		
Crocker/Riverside Elementary	6034243	N				
David Lubin Elementary	6033880	Y	04/15/2004	50.00%		
Earl Warren Elementary	6033906	Y	11/05/1996	100.00%		
Edward Kemble Elementary	6033914	Y	11/05/1996	100.00%		
Elder Creek Elementary	6033930	Y	11/05/1996	100.00%		
Ethel I. Baker Elementary	6033948	Y	11/05/1996	100.00%		
Ethel Phillips Elementary	6033955	Y	11/05/1996	100.00%		
Father Keith B. Kenny	6110662	Y	11/05/1996	100.00%		
Fern Bacon Middle	6059307	Y	09/19/1997	100.00%		
Genevieve Didion	6096168	N				
George Washington Carver School of Arts and Science	0101899	Y	07/16/2015	43.00%		
Golden Empire Elementary	6097083	Y	06/17/2004	68.00%		
H. W. Harkness Elementary	6033997	Y	11/05/1996	100.00%	11/04/2016	
Hiram W. Johnson High	3434636	Y	06/27/2004	100.00%	11/04/2016	
Hollywood Park Elementary	6034003	Y	01/10/2013	100.00%		
Hubert H. Bancroft Elementary	6034011	Y	07/16/2015	45.00%		
Isador Cohen Elementary	6034029	Y	04/15/2004	100.00%		

Warning

The data in this report may be protected by the Family Educational Rights and Privacy Act (FERPA) and other applicable data privacy laws. Unauthorized access or sharing of this data may constitute a violation of both state and federal law.

2017-18 Title I, Part A Notification of Authorization of Schoolwide Program

This report provides notification to the California Department of Education of a school's eligibility and local board approval to operate under and report as Schoolwide Program

School Name	School Code	Authorized	Local Board Approval Date (ex. 07/30/2017)	Low Income %	SIG Approval Date (ex. 07/30/2017)	SWP Waiver Approval Date (ex. 07/30/2017)
James Marshall Elementary	6096150	Y	04/15/2004	73.00%		
John Bidwell Elementary	6034045	Y	07/12/2004	100.00%		
John Cabrillo Elementary	6034052	Y	04/15/2004	100.00%		
John D. Sloat Elementary	6034060	Y	11/05/1996	100.00%	11/04/2016	
John F. Kennedy High	3434768	Y	06/27/2004	54.00%		
John H. Still	6059323	Y	11/05/1996	100.00%	11/04/2016	
John Morse Therapeutic Center	0113209	Y	01/10/2013	100.00%		
Kit Carson International Academy	6061832	Y	09/19/1997	100.00%		
Leataata Floyd Elementary	6034037	Y	11/05/1996	100.00%	11/04/2016	
Leonardo Da Vinci	6059315	N				
Luther Burbank High	3431012	Y	05/09/2000	100.00%		
Mark Twain Elementary	6034136	Y	11/05/1996	100.00%		
Martin Luther King, Jr.	6107239	Y	01/10/2013	75.00%		
Matsuyama Elementary	6111389	N				
New Joseph Bonheim (NJB) Community Charter	0131136	Y	07/16/2015	93.00%		
New Technology High	0101881	Y	01/10/2013	69.00%		
Nicholas Elementary	6034169	Y	11/05/1996	100.00%		
O. W. Erlewine Elementary	6034177	Y	06/17/2004	60.00%		
Oak Ridge Elementary	6034185	Y	11/05/1996	100.00%		

Warning

The data in this report may be protected by the Family Educational Rights and Privacy Act (FERPA) and other applicable data privacy laws. Unauthorized access or sharing of this data may constitute a violation of both state and federal law.

2017-18 Title I, Part A Notification of Authorization of Schoolwide Program

This report provides notification to the California Department of Education of a school's eligibility and local board approval to operate under and report as Schoolwide Program

School Name	School Code	Authorized	Local Board Approval Date (ex. 07/30/2017)	Low Income %	SIG Approval Date (ex. 07/30/2017)	SWP Waiver Approval Date (ex. 07/30/2017)
Pacific Elementary	6034193	Y	11/15/1996	100.00%		
Parkway Elementary	6034201	Y	11/05/1996	100.00%	11/04/2016	
Peter Burnett Elementary	6034219	Y	11/05/1996	100.00%		
Phoebe A. Hearst Elementary	6034227	N				
Pony Express Elementary	6034235	Y	06/17/2004	56.00%		
Rosa Parks Elementary	6059299	Y	05/27/1999	100.00%		
Rosemont High	0101972	Y	06/27/2004	70.00%		
Sam Brannan Middle	6059356	Y	11/03/2005	72.00%		
School of Engineering & Sciences	0114546	Y	01/10/2013	67.00%		
Sequoia Elementary	6034250	Y	06/17/2004	62.00%		
Success Academy	6117097	N				
Susan B. Anthony Elementary	6071336	Y	11/05/1996	100.00%	11/04/2016	
Sutter Middle	6066690	Y	06/16/2016	41.00%		
Sutterville Elementary	6034276	Y	06/17/2004	41.00%		
Tahoe Elementary	6034284	Y	11/05/1996	100.00%		
The MET	0101907	Y	07/16/2015	54.00%		
Theodore Judah Elementary	6034292	Y	05/18/2006	60.00%		
Washington Elementary	0133777	Y	06/16/2016	61.00%		
West Campus	3430865	Y	01/10/2013	58.00%		

Warning

The data in this report may be protected by the Family Educational Rights and Privacy Act (FERPA) and other applicable data privacy laws. Unauthorized access or sharing of this data may constitute a violation of both state and federal law.

California Department of Education

Sacramento City Unified (34 67439 00000000)

Consolidated Application

Status: Certified
 Saved by: Lisa Hayes
 Date: 2/8/2018 1:04 PM

2017-18 Title I, Part A Notification of Authorization of Schoolwide Program

This report provides notification to the California Department of Education of a school's eligibility and local board approval to operate under and report as Schoolwide Program

School Name	School Code	Authorized	Local Board Approval Date (ex. 07/30/2017)	Low Income %	SIG Approval Date (ex. 07/30/2017)	SWP Waiver Approval Date (ex. 07/30/2017)
Will C. Wood Middle	6059364	Y	11/05/1996	100.00%		
William Land Elementary	6034326	Y	11/05/1996	100.00%		
Woodbine Elementary	6034334	Y	11/05/1996	100.00%		

*****Warning*****

The data in this report may be protected by the Family Educational Rights and Privacy Act (FERPA) and other applicable data privacy laws. Unauthorized access or sharing of this data may constitute a violation of both state and federal law.

2017-18 Title II, Part A Fiscal Year Expenditure Report, 12 Months

A report of year-to-date expenditures and encumbrances by activity. Activity period covered is July 1, 2017 through June 30, 2018.

CDE Program Contact:

Melissa Flatt, Teacher and Leader Policy Office, mflatt@cde.ca.gov, 916-324-5689

2017-18 Title II, Part A entitlement	\$1,950,879
Professional Development Expenditures	
Professional development for teachers	\$74,441
Professional development for administrators	
All other professional development expenditures	
Recruitment, Training, and Retention Expenditures	
Recruitment activities	\$8,000
Training activities	
Retention activities	
All other recruitment, training, and retention expenditures	\$4,407
Miscellaneous Expenditures	
Class size reduction	\$1,664,707
Administrative and indirect costs	\$73,741
Total funds transferred out of Title II, Part A	
Equitable services for nonprofit private schools	
All other allowable expenditures and encumbrances	
Total expenditures and encumbrances	\$1,825,296
2017-18 Unspent funds	\$125,583

*****Warning*****

The data in this report may be protected by the Family Educational Rights and Privacy Act (FERPA) and other applicable data privacy laws. Unauthorized access or sharing of this data may constitute a violation of both state and federal law.

2017-18 Title III English Learner YTD Expenditure Report, 12 Months

A report of year-to-date expenditures by activity. Activity period covered is July 1, 2017 through June 30, 2018.

CDE Program Contact:

Geoffrey Ndirangu, Language Policy and Leadership Office, gndirang@cde.ca.gov, 916-323-5831

Required and Authorized English Learners Sub-grantee Activities

Required

Section 3115 (c)(1) To increase the English proficiency by providing high-quality language instruction educational programs that are based on scientifically based research demonstrating the effectiveness of the programs.

Section 3115 (c)(2) To provide high quality professional development to classroom teachers (including teachers in classroom settings that are not the settings of language instruction educational programs), principals, administrators, and other school or community-based organizational personnel.

Authorized

- (1) Upgrading program objectives and effective instruction strategies.
- (2) Improving the instruction program for English learners by identifying acquiring and upgrading curricula, instruction materials, educational software, and assessment procedures.
- (3) Providing tutorials and academic or vocational education for English learners and intensified instruction.
- (4) Developing and implementing elementary school or secondary school language instruction educational programs that are coordinated with other relevant programs and services.
- (5) Improving the English language proficiency and academic achievement of English learners.
- (6) Providing community participation programs, family literacy services and parent outreach and training activities to English learners and their families.
- (7) Improving the instruction of English learners, which may include English learners with disabilities. Offering early college high school or dual or concurrent enrollment programs or courses designed to help English learners achieve success in postsecondary education.

2017-18 Title III English learner entitlement	\$854,898
Transferred-in amount	\$0
2017-18 Total allocation	\$854,898
Object Code - Activity	
1000-1999 Certificated personnel salaries	\$411,716
2000-2999 Classified personnel salaries	\$10,162
3000-3999 Employee benefits	\$210,489
4000-4999 Books and supplies	\$2,543
5000-5999 Services and other operating expenditures	\$5,270
Direct administration costs (Amount cannot exceed 2% of the entitlement)	\$0
Indirect costs	\$12,804
Total year-to-date expenditures	\$652,984
2017-18 Unspent funds	\$201,914

*****Warning*****

The data in this report may be protected by the Family Educational Rights and Privacy Act (FERPA) and other applicable data privacy laws. Unauthorized access or sharing of this data may constitute a violation of both state and federal law.

2017-18 Title III English Learner Nonprofit Private School Reimbursement

The purpose of this data collection is to capture the documentable number of private school English learners who received Title III services during the reported fiscal year.

CDE Program Contact:

Geoffrey Ndirangu, Language Policy and Leadership Office, gndirang@cde.ca.gov, 916-323-5831

School Name	School Code	Enrollment	Flagged for English Learner Participation	English Learner Students Served	Participation Explanation (Max 500 char)
Cristo Rey High School	6132963	379	Y	0	
A 21st Century School	6138960	6	N		
MVP Diamond Academy	6146195	14	N		
Capital Innovations Academy	6150262	20	N		
Capital Christian School	6902019	893	N		
Christian Brothers High School	6938047	1165	N		
St. Francis Catholic High School	6938252	1069	N		
Holy Spirit Parish School	6976393	274	N		
Sacred Heart	6976542	280	N		
St. Francis of Assisi Elementary School	6976575	306	N		
Saint Mary School	6976625	289	N		
St. Patrick SUCCEED Academy	6976641	273	Y	0	
St. Robert Catholic School	6976666	210	N		
Calvary Christian	6999148	50	N		
Camellia Waldorf	7069230	100	N		

Warning

The data in this report may be protected by the Family Educational Rights and Privacy Act (FERPA) and other applicable data privacy laws. Unauthorized access or sharing of this data may constitute a violation of both state and federal law.

2017-18 Title III Immigrant YTD Expenditure Report, 12 Months

A report of year-to-date expenditures by activity. Activity period covered is July 1, 2017 through June 30, 2018.

CDE Program Contact:

Geoffrey Ndirangu, Language Policy and Leadership Office, gndirang@cde.ca.gov, 916-323-5831

Approved Immigrant Sub-grantee Activities

(e) ACTIVITIES BY AGENCIES EXPERIENCING SUBSTANTIAL INCREASES IN IMMIGRANT CHILDREN AND YOUTH-

(1) IN GENERAL-An eligible entity receiving funds under section 3114(d)(1) shall use the funds to pay for activities that provide enhanced instructional opportunities for immigrant children and youth, which may include-
 (A) family literacy, parent outreach, and training activities designed to assist parents to become active participants in the education of their children;

(B) support for personnel, including teacher aides who have been specifically trained, or are being trained, to provide services to immigrant children and youth;

(C) provision of tutorials, mentoring, and academic or career counseling for immigrant children and youth

(D) identification and acquisition of curricular materials, educational software, and technologies to be used in the program carried out with funds;

(E) basic instruction services that are directly attributable to the presence in the school district involved of immigrant children and youth, including the payment of costs of providing additional classroom supplies, costs of transportation, or such other costs as are directly attributable to such additional basic instruction services;

(F) other instruction services that are designed to assist immigrant children and youth to achieve in elementary schools and secondary schools in the United States, such as programs of introduction to the educational system and civics education; and

(G) activities, coordinated with community-based organizations, institutions of higher education, private sector entities with expertise in working with immigrants, to assist parents of immigrant children and youth by offering comprehensive community services.

2017-18 Title III immigrant entitlement	\$84,864
Transferred-in amount	\$0
2017-18 Total allocation	\$84,864
Object Code - Activity	
1000-1999 Certificated personnel salaries	\$0
2000-2999 Classified personnel salaries	\$0
3000-3999 Employee benefits	\$0
4000-4999 Books and supplies	\$0
5000-5999 Services and other operating expenditures	\$0
Direct administration costs (Amount should not exceed 2% of the entitlement)	\$0
Indirect costs	\$0
Total year-to-date expenditures	\$0
2017-18 Unspent funds	\$84,864

*****Warning*****

The data in this report may be protected by the Family Educational Rights and Privacy Act (FERPA) and other applicable data privacy laws. Unauthorized access or sharing of this data may constitute a violation of both state and federal law.

2017-18 Title III Immigrant Nonprofit Private School Students Served

The purpose of this data collection is to capture the documentable number of private school Immigrant students who received Title III Immigrant services during the reported fiscal year.

CDE Program Contact:

Geoffrey Ndirangu, Language Policy and Leadership Office, gndirang@cde.ca.gov, 916-323-5831

School Name	School Code	Enrollment	Flagged for Immigrant Participation	Immigrant Students Served	Participation Explanation (Max 500 char)
Cristo Rey High School	6132963	379	N	0	
A 21st Century School	6138960	6	N	0	
MVP Diamond Academy	6146195	14	N	0	
Capital Innovations Academy	6150262	20	N	0	
Capital Christian School	6902019	893	N	0	
Christian Brothers High School	6938047	1165	N	0	
St. Francis Catholic High School	6938252	1069	N	0	
Holy Spirit Parish School	6976393	274	N	0	
Sacred Heart	6976542	280	N	0	
St. Francis of Assisi Elementary School	6976575	306	N	0	
Saint Mary School	6976625	289	N	0	
St. Patrick SUCCEED Academy	6976641	273	N	0	
St. Robert Catholic School	6976666	210	N	0	
Calvary Christian	6999148	50	N	0	
Camellia Waldorf	7069230	100	N	0	

Warning

The data in this report may be protected by the Family Educational Rights and Privacy Act (FERPA) and other applicable data privacy laws. Unauthorized access or sharing of this data may constitute a violation of both state and federal law.

2017-18 Homeless Education Policy, Requirements, and Implementation

The purpose of this data collection is to meet federal requirements specified in 42 U.S.C. 11431 et seq. (Education for Homeless Children and Youths Act) and some federal requirements in Title I, Part A of the ESEA. This collection includes monitoring LEAs and their compliance with key provisions of the Education for Homeless Children and Youths Act including the collection of contact information for each required designated LEA's homeless liaison.

CDE Program Contact:

Leanne Wheeler, Coordinated School Health and Safety Office, wheeler@cde.ca.gov, 916-319-0383

Homeless Education Certification

The LEA hereby assures that the LEA has met the following requirements:

1. Designated a staff person as the liaison for homeless children and youths

2. Developed a written policy that supports the enrollment and retention of homeless children and youths in schools of the LEA which:
 - a) Includes policies and practices to ensure that homeless children and youths are not stigmatized or segregated on the basis of their status as homeless
 - b) Includes a dispute resolution process
 - c) Ensures that transportation is provided for a homeless child or youth to and from the school of origin if requested by the parent, guardian or homeless liaison

3. Disseminated public notice of the educational rights of homeless children and youths where such children and youths receive services under the provisions of the Education for Homeless Children and Youths Act.

Homeless Liaison Contact Information

Homeless liaison first name	Monica
Homeless liaison last name	McRho
Homeless liaison title	Program Coordinator
Homeless liaison e-mail address (format: abc@xyz.zyx)	MonicaMc@scusd.edu
Homeless liaison telephone number (format: 999-999-9999)	916-277-6892
Homeless liaison telephone extension	
Enter the full-time equivalent (FTE) for all personnel directly responsible for the implementation of homeless education (Format: 0.00)	1.25

Homeless Liaison Training Information

*****Warning*****

The data in this report may be protected by the Family Educational Rights and Privacy Act (FERPA) and other applicable data privacy laws. Unauthorized access or sharing of this data may constitute a violation of both state and federal law.

2017-18 Homeless Education Policy, Requirements, and Implementation

The purpose of this data collection is to meet federal requirements specified in 42 U.S.C. 11431 et seq. (Education for Homeless Children and Youths Act) and some federal requirements in Title I, Part A of the ESEA. This collection includes monitoring LEAs and their compliance with key provisions of the Education for Homeless Children and Youths Act including the collection of contact information for each required designated LEA's homeless liaison.

CDE Program Contact:

Leanne Wheeler, Coordinated School Health and Safety Office, lwheeler@cde.ca.gov, 916-319-0383

Has the homeless liaison attended and/or participated in a homeless education liaison training within the last two years	Yes
Has the homeless liaison provided training to the following personnel:	
Principals and other school leaders	Yes
Attendance officers and registrars	Yes
Teachers and instructional assistants	Yes
School counselors	Yes

Homeless Education Policy and Requirements

Does the LEA have a written homeless education policy	Yes
No policy comment	
Provide an explanation why the LEA does not have a homeless education policy. (Maximum 500 characters)	
Date LEA's board approved the homeless education policy	10/18/2007
Does the LEA meet the above federal requirements	Yes
Compliance comment	
Provide an explanation why the LEA does not comply with federal requirements. (Maximum 500 characters)	

Title I, Part A Homeless Expenditures

2017-18 Title I, Part A entitlement	\$18,645,908
2017-18 Title I, Part A direct or indirect services to homeless children reservation	\$161,872
Amount of 2017-18 Title I, Part A funds expended or encumbered for direct or indirect services to homeless children	\$162,764
Homeless services provided (Maximum 500 characters)	Specific services include assistance in the following areas: school enrollment and attendance support services, records retrieval, school and hygiene supplies, health/immunization referrals, shelter/housing and community referrals, and education support services.

Warning

The data in this report may be protected by the Family Educational Rights and Privacy Act (FERPA) and other applicable data privacy laws. Unauthorized access or sharing of this data may constitute a violation of both state and federal law.

2017-18 Homeless Education Policy, Requirements, and Implementation

The purpose of this data collection is to meet federal requirements specified in 42 U.S.C. 11431 et seq. (Education for Homeless Children and Youths Act) and some federal requirements in Title I, Part A of the ESEA. This collection includes monitoring LEAs and their compliance with key provisions of the Education for Homeless Children and Youths Act including the collection of contact information for each required designated LEA's homeless liaison.

CDE Program Contact:

Leanne Wheeler, Coordinated School Health and Safety Office, lwheeler@cde.ca.gov, 916-319-0383

<p>No expenditures or encumbrances comment</p> <p>Provide an explanation why there are no Title I, Part A expenditures or encumbrances for homeless services. (Maximum 500 characters)</p>	
--	--

*****Warning*****

The data in this report may be protected by the Family Educational Rights and Privacy Act (FERPA) and other applicable data privacy laws. Unauthorized access or sharing of this data may constitute a violation of both state and federal law.



Consolidated Application 2018-19 Spring Report

Fiscal Year 2018-19

Certification of Assurances

Protected Prayer Certification

LCAP Federal Addendum Certification

Application for Funding

Nonprofit Private School Consultation

Other ESEA Nonprofit Private School Participation

Title I, Part A Nonprofit Private School Participation

Title III, Part A English Learner Student Program Subgrant Budget

Title III, Part A Immigrant Student Program Subgrant Budget

Substitute System for Time Accounting

2018-19 Certification of Assurances

Submission of Certification of Assurances is required every fiscal year. A complete list of legal and program assurances for the fiscal year can be found at <http://www.cde.ca.gov/fg/aa/co/ca18asstoc.asp>.

CDE Program Contact:

Joy Paull, jpaull@cde.ca.gov, 916-319-0297

Consolidated Application Certification Statement

I hereby certify that all of the applicable state and federal rules and regulations will be observed by this applicant; that to the best of my knowledge the information contained in this application is correct and complete; and I agree to participate in the monitoring process regarding the use of these funds according to the standards and criteria set forth by the California Department of Education Federal Program Monitoring (FPM) Office. Legal assurances for all programs are accepted as the basic legal condition for the operation of selected projects and programs and copies of assurances are retained on site. I certify that we accept all assurances except for those for which a waiver has been obtained or requested. A copy of all waivers or requests is on file. I certify that actual ink signatures for this form are on file.

Authorized Representative's Full Name	Jorge Aguilar
Authorized Representative's Signature	
Authorized Representative's Title	Superintendent
Authorized Representative Signature Date	06/21/2018

*****Warning*****

The data in this report may be protected by the Family Educational Rights and Privacy Act (FERPA) and other applicable data privacy laws. Unauthorized access or sharing of this data may constitute a violation of both state and federal law.

2018-19 Protected Prayer Certification

ESSA Section 8524 specifies federal requirements regarding constitutionally protected prayer in public elementary and secondary schools. This form meets the annual requirement and provides written certification.

CDE Program Contact:

Franco Rozic, Title I Monitoring and Support Office, frozic@cde.ca.gov, 916-319-0269

Protected Prayer Certification Statement

The LEA hereby assures and certifies to the California State Board of Education that the LEA has no policy that prevents, or otherwise denies participation in, constitutionally protected prayer in public schools as set forth in the "Guidance on Constitutionally Protected Prayer in Public Elementary and Secondary Schools."

The LEA hereby assures that this page has been printed and contains an ink signature. The ink signature copy shall be made available to the California Department of Education upon request or as part of an audit, a compliance review, or a complaint investigation.

The authorized representative agrees to the above statement	Yes
Authorized Representative's Full Name	Jorge Aguilar
Authorized Representative Title	Superintendent
Authorized Representative Signature Date	06/21/2018
Comment If the LEA is not able to certify at this time an explanation must be provided in the Comment field. (Maximum 500 characters)	

*****Warning*****

The data in this report may be protected by the Family Educational Rights and Privacy Act (FERPA) and other applicable data privacy laws. Unauthorized access or sharing of this data may constitute a violation of both state and federal law.

2018-19 LCAP Federal Addendum Certification

CDE Program Contact:

Local Agency Systems Support Office, LCFF@cde.ca.gov, 916-323-5233

Pursuant to Section 1112 (Title 20, United States Code, Section 6312) of the Elementary and Secondary Education Act, as amended by the Every Student Succeeds Act (ESSA), a local educational agency (LEA) may receive a subgrant from the State only if the LEA has on file with the State a plan approved by the State educational agency.

Within California, LEAs that apply for ESSA funds are required to complete the Local Control and Accountability Plan (LCAP), the LCAP Federal Addendum Template (Addendum), and the Consolidated Application (ConApp). The LCAP, in conjunction with the Addendum and the ConApp, serve as the ESSA LEA Plan.

In order to apply for funds, the LEA must certify that the completed Addendum will be approved by the local governing board or governing body of the LEA and submitted to the California Department of Education (CDE), and that the LEA will work with the CDE to ensure that the Addendum addresses all required provisions of the ESSA programs for which they are applying for federal education funds.

County Offices of Education and School Districts Enter the original approval date of the county office of education or school district 2017-18 – 2019-20 LCAP	06/21/2018
Charter Schools Enter the adoption date of the charter school LCAP	06/21/2018
Authorized Representative's Full Name	Jorge Aguilar
Authorized Representative's Title	Superintendent

*****Warning*****

The data in this report may be protected by the Family Educational Rights and Privacy Act (FERPA) and other applicable data privacy laws. Unauthorized access or sharing of this data may constitute a violation of both state and federal law.

2018-19 Application for Funding

CDE Program Contact:

Education Data Office, ConApp@cde.ca.gov, 916-319-0297

Local Governing Board Approval

The LEA is required to review and receive approval of their Application for Funding selections with their local governing board.

Date of approval by local governing board	06/21/2018
---	------------

District English Learner Advisory Committee (DELAC) Review

Per Title 5 of the California Code of Regulations Section 11308, if your district has more than 50 English learners the district must establish a District English Learner Advisory Committee (DELAC) and involve them in the application for funding for programs that serve English learners.

DELAC representative's full name	Maria Flores
DELAC review date	05/24/2018
Meeting minutes web address Please enter the Web address of DELAC review meeting minutes (format http://SomeWebsiteName.xxx). If a Web address is not available, the LEA must keep the minutes on file which indicates that the application is approved by the committee.	http://www.scusd.edu/pod/delac-2017-2018
DELAC comment If an advisory committee refused to review the application, or if DELAC review is not applicable, enter a comment. (Maximum 500 characters)	

Application for Categorical Programs

To receive specific categorical funds for a school year the LEA must apply for the fund by selecting Yes. Only the categorical funds the LEA is eligible to receive are displayed.

Title I, Part A (Basic Grant) ESSA Sec. 1111et seq. SACS 3010	Yes
Title II, Part A (Supporting Effective Instruction) ESEA Sec. 2104 SACS 4035	Yes
Title III English Learner ESEA Sec. 3102 SACS 4203	Yes
Title III Immigrant ESEA Sec. 3102 SACS 4201	Yes
Title IV, Part A (Student Support)	Yes

*****Warning*****

The data in this report may be protected by the Family Educational Rights and Privacy Act (FERPA) and other applicable data privacy laws. Unauthorized access or sharing of this data may constitute a violation of both state and federal law.

2018-19 Application for Funding

CDE Program Contact:

Education Data Office, ConApp@cde.ca.gov, 916-319-0297

ESSA Sec. 1112(b) SACS 4127	
--------------------------------	--

Warning

The data in this report may be protected by the Family Educational Rights and Privacy Act (FERPA) and other applicable data privacy laws. Unauthorized access or sharing of this data may constitute a violation of both state and federal law.

California Department of Education

Sacramento City Unified (34 67439 00000000)

Consolidated Application

Status: Draft
Saved by: Lisa Hayes
Date: 6/13/2018 4:58 PM

2018-19 Nonprofit Private School Consultation

The LEA shall provide, on an equitable basis, special education services or other benefits to eligible children attending a nonprofit private school.

CDE Program Contact:

Sylvia Hanna, Title I Policy and Program Guidance Office, shanna@cde.ca.gov, 916-319-0948
Rina DeRose, Title I Policy and Program Guidance Office, RDeRose@cde.ca.gov, 916-323-0472

The LEA must offer to provide equitable services that address the needs of eligible students attending nonprofit private school and staff under the programs listed below. The enrollment numbers are reported under penalty of perjury by each private school on its annual Private School Affidavit. The information field in the Private School Affidavit is not verified, and the CDE takes no position as to its accuracy. It is expected that districts engaged in private school consultation verify the accuracy of student enrollment data if it is being used for the purpose of providing equitable services.

Note:

The LEA of residence is responsible for providing Title I, Part A services to all eligible students who reside in the LEA's Title I attendance area but attend a nonprofit private school. This includes students who attend nonprofit private schools outside the LEA's boundaries

Private School's Believed Results of Consultation Allowable Codes

- Y1: meaningful consultation occurred
- Y2: timely and meaningful consultation did not occur
- Y3: the program design is not equitable with respect to eligible private school children
- Y4: timely and meaningful consultation did not occur and the program design is not equitable with respect to eligible private school children

School Name	School Code	Enrollment	Consultation Occurred	Was Consultation Agreement Met	Signed Written Affirmation on File	Consultation Code	School Added
A 21st Century School	6138960	6	Y	Y	Y	Y1	N

*****Warning*****

The data in this report may be protected by the Family Educational Rights and Privacy Act (FERPA) and other applicable data privacy laws. Unauthorized access or sharing of this data may constitute a violation of both state and federal law.

2018-19 Nonprofit Private School Consultation

The LEA shall provide, on an equitable basis, special education services or other benefits to eligible children attending a nonprofit private school.

School Name	School Code	Enrollment	Consultation Occurred	Was Consultation Agreement Met	Signed Written Affirmation on File	Consultation Code	School Added
Al-Arqam Islamic School	7096852	453	Y	Y	Y	Y1	Y
Aldar Academy	6937999	64	Y	Y	Y	Y1	Y
Calvary Christian	6999148	50	Y	Y	Y	Y1	N
Camellia Waldorf	7069230	100	Y	Y	Y	Y1	N
Capital Christian School	6902019	893	Y	Y	Y	Y1	N
Capital Innovations Academy	6150262	20	Y	Y	Y	Y1	N
Christian Brothers High School	6938047	1165	Y	Y	Y	Y1	N
Courtyard Private School	6922066	107	Y	Y	Y	Y1	N
Cristo Rey High School	6132963	379	Y	Y	Y	Y1	N
Holy Spirit Parish School	6976393	274	Y	Y	Y	Y1	N
More Life Christian Academy	6149892	105	Y	Y	Y	Y1	Y
MVP Diamond Academy	6146195	14	Y	Y	Y	Y1	N
Odyssey Learning Center	6914246	81	Y	Y	Y	Y1	Y
Presentation of the Blessed Virgin Mary School	6976492	247	Y	Y	Y	Y1	Y
Sacred Heart	6976542	280	Y	Y	Y	Y1	N
Saint Mary School	6976625	289	Y	Y	Y	Y1	N
Shalom School	6904395	78	Y	Y	Y	Y1	Y
St Elizabeth Ann Seton Catholic School	7100647	316	Y	Y	Y	Y1	Y
St. Charles Borromeo	6976567	157	Y	Y	Y	Y1	Y

Warning
 The data in this report may be protected by the Family Educational Rights and Privacy Act (FERPA) and other applicable data privacy laws. Unauthorized access or sharing of this data may constitute a violation of both state and federal law.

2018-19 Nonprofit Private School Consultation

The LEA shall provide, on an equitable basis, special education services or other benefits to eligible children attending a nonprofit private school.

School Name	School Code	Enrollment	Consultation Occurred	Was Consultation Agreement Met	Signed Written Affirmation on File	Consultation Code	School Added
St. Francis Catholic High School	6938252	1069	Y	Y	Y	Y1	N
St. Francis of Assisi Elementary School	6976575	306	Y	Y	Y	Y1	N
St. Ignatius School	6976583	328	Y	Y	Y	Y1	Y
St. John Notre Dame	6976435	305	Y	Y	Y	Y1	Y
St. John the Evangelist	6976591	169	Y	Y	Y	Y1	Y
St. John Vianney School	6976609	199	Y	Y	Y	Y1	Y
St. Mel	6976633	225	Y	Y	Y	Y1	Y
St. Patrick SUCCEED Academy	6976641	273	Y	Y	Y	Y1	N
St. Philomene	6976658	132	Y	Y	Y	Y1	Y
St. Robert Catholic School	6976666	210	Y	Y	Y	Y1	N

Warning

The data in this report may be protected by the Family Educational Rights and Privacy Act (FERPA) and other applicable data privacy laws. Unauthorized access or sharing of this data may constitute a violation of both state and federal law.

2018-19 Other ESEA Nonprofit Private School Participation

The LEA must offer to provide equitable services that address the needs of nonprofit private school students, teachers and other educational personnel under the programs listed below.

CDE Program Contact:

Anie Wilson, Teacher and Leader Policy Office, awilson@cde.ca.gov, 916-445-5669
 Geoffrey Ndirangu, Language Policy and Leadership Office, gndirang@cde.ca.gov, 916-323-5831

Title II, Part A Improving Teacher and Principal Quality

The LEA must offer to provide Title II, Part A equitable services that address the needs of nonprofit private school students, teachers and other educational personnel. The enrollment numbers are reported under penalty of perjury by each private school on its annual Private School Affidavit. The information filed in the Private School Affidavit is not verified and the CDE takes no position as to its accuracy. It is expected that districts engaged in private school consultation verify nonprofit status and the accuracy of student enrollment data if it is being used for the purpose of providing equitable services.

Title III Immigrant and English Learner Student Subgrant Program

On an annual basis, the LEA must consult with all nonprofit private schools within its boundaries, as to whether the private school students and teachers will participate in the Title III English Language Acquisition, Language Enhancement, and Academic Achievement Program. Consultation with appropriate nonprofit private school officials must be done during the design and development of programs and before decisions are made that affect the opportunities of students and teachers to participate. LEAs may not require documentation that poses an administrative barrier that is inconsistent to their responsibility to ensure equitable participation of private school students and teachers.

School Name	School Code	Enrollment	Title II, Part A Participation	Title III Immigrant Participation	Title III English Learner Participation	School Added
Cristo Rey High School	6132963	379	Y	Y	Y	N
A 21st Century School	6138960	6	N	N	N	N
MVP Diamond Academy	6146195	14	N	N	N	N

Warning

The data in this report may be protected by the Family Educational Rights and Privacy Act (FERPA) and other applicable data privacy laws. Unauthorized access or sharing of this data may constitute a violation of both state and federal law.

2018-19 Other ESEA Nonprofit Private School Participation

The LEA must offer to provide equitable services that address the needs of nonprofit private school students, teachers and other educational personnel under the programs listed below.

School Name	School Code	Enrollment	Title II, Part A Participation	Title III Immigrant Participation	Title III English Learner Participation	School Added
Capital Innovations Academy	6150262	20	N	N	N	N
Capital Christian School	6902019	893	Y	N	N	N
Courtyard Private School	6922066	107	N	N	N	N
Christian Brothers High School	6938047	1165	Y	N	N	N
St. Francis Catholic High School	6938252	1069	Y	N	N	N
Holy Spirit Parish School	6976393	274	Y	N	N	N
Sacred Heart	6976542	280	Y	Y	Y	N
St. Francis of Assisi Elementary School	6976575	306	Y	N	N	N
Saint Mary School	6976625	289	Y	N	N	N
St. Patrick SUCCEED Academy	6976641	273	Y	Y	Y	N
St. Robert Catholic School	6976666	210	Y	Y	Y	N
Calvary Christian	6999148	50	N	N	N	N
Camellia Waldorf	7069230	100	Y	N	N	N

Warning
 The data in this report may be protected by the Family Educational Rights and Privacy Act (FERPA) and other applicable data privacy laws. Unauthorized access or sharing of this data may constitute a violation of both state and federal law.

2018-19 Title I, Part A Nonprofit Private School Participation

The LEA shall provide, on an equitable basis, special educational services or other benefits to nonprofit private school eligible children.

CDE Program Contact:

Sylvia Hanna, Title I Policy and Program Guidance Office, shanna@cde.ca.gov, 916-319-0948
 Rina DeRose, Title I Policy and Program Guidance Office, RDerose@cde.ca.gov, 916-323-0472

The LEA must offer to provide equitable services that address the needs of eligible students attending nonprofit private school and staff under the programs listed below. The enrollment numbers are reported under penalty of perjury by each private school on its annual Private School Affidavit. The information field in the Private School Affidavit is not verified, and the CDE takes no position as to its accuracy. It is expected that districts engaged in private school consultation verify the accuracy of student enrollment data if it is being used for the purpose of providing equitable services.

School Name	School Code	Enrollment	Participating	Low Income Student Count	School Added
A 21st Century School	6138960	6	N		N
Al-Arqam Islamic School	7096852	453	Y	4	Y
Aldar Academy	6937999	64	Y	7	Y
Calvary Christian	6999148	50	N		N
Camellia Waldorf	7069230	100	N		N
Capital Christian School	6902019	893	N		N
Capital Innovations Academy	6150262	20	N		N
Christian Brothers High School	6938047	1165	Y	30	N
Courtyard Private School	6922066	107	N		N
Cristo Rey High School	6132963	379	Y	214	N
Holy Spirit Parish School	6976393	274	N		N

Warning

The data in this report may be protected by the Family Educational Rights and Privacy Act (FERPA) and other applicable data privacy laws. Unauthorized access or sharing of this data may constitute a violation of both state and federal law.

2018-19 Title I, Part A Nonprofit Private School Participation

The LEA shall provide, on an equitable basis, special educational services or other benefits to nonprofit private school eligible children.

School Name	School Code	Enrollment	Participating	Low Income Student Count	School Added
More Life Christian Academy	6149892	105	Y	7	Y
MVP Diamond Academy	6146195	14	N		N
Odyssey Learning Center	6914246	81	N		Y
Presentation of the Blessed Virgin Mary School	6976492	247	Y	5	Y
Sacred Heart	6976542	280	Y	11	N
Saint Mary School	6976625	289	N		N
Shalom School	6904395	78	Y	2	Y
St Elizabeth Ann Seton Catholic School	7100647	316	Y	5	Y
St. Charles Borromeo	6976567	157	Y	4	Y
St. Francis Catholic High School	6938252	1069	N		N
St. Francis of Assisi Elementary School	6976575	306	Y	10	N
St. Ignatius School	6976583	328	Y	3	Y
St. John Notre Dame	6976435	305	Y	5	Y
St. John the Evangelist	6976591	169	Y	5	Y
St. John Vianney School	6976609	199	Y	5	Y
St. Mel	6976633	225	Y	5	Y
St. Patrick SUCCEED Academy	6976641	273	Y	50	N
St. Philomene	6976658	132	Y	3	Y
St. Robert Catholic School	6976666	210	Y	24	N

Warning

The data in this report may be protected by the Family Educational Rights and Privacy Act (FERPA) and other applicable data privacy laws. Unauthorized access or sharing of this data may constitute a violation of both state and federal law.

2018-19 Title III English Learner Student Program Subgrant Budget

The purpose of this form is to provide a proposed budget for 2018-19 English learner (EL) Student Program Subgrant funds only per the Title III English Learner Students Program requirements (ESSA, Sections 3114, 3115, & 3116).

CDE Program Contact:

Geoffrey Ndirangu, Language Policy and Leadership Office, gndirang@cde.ca.gov, 916-323-5831

Estimated Entitlement Calculation

Estimated English learner per student allocation	\$99.05
Estimated English learner student count	8,900
Estimated English learner entitlement amount	\$881,545

Note: \$10,000 minimum program eligibility criteria

If the LEA's estimated entitlement amount is less than \$10,000 it does not meet the minimum program eligibility criteria for direct funding status and requires further action. To receive instructions regarding the consortium application process, please go to the CDE Title III EL Consortium Details Web page at <http://www.cde.ca.gov/sp/el/t3/elconsortium.asp>.

Budget

Professional development activities	\$729,260
Program and other authorized activities	\$50,000
English Proficiency and Academic Achievement	\$80,000
Parent, family, and community engagement	\$5,000
Direct administration costs (Amount cannot exceed 2% of the estimated entitlement)	\$0
Indirect costs (LEAs can apply approved indirect cost rate to the portion of subgrant that is not reserved for direct administration costs)	\$17,285
Total budget	\$881,545

*****Warning*****

The data in this report may be protected by the Family Educational Rights and Privacy Act (FERPA) and other applicable data privacy laws. Unauthorized access or sharing of this data may constitute a violation of both state and federal law.

2018-19 Title III Immigrant Student Program Subgrant Budget

The purpose of this form is to provide a proposed budget for 2018-19 Immigrant Student Program Subgrant funds only per the Title III Immigrant Student Program requirements (ESSA, Sections 3114, 3115, & 3116).

CDE Program Contact:

Geoffrey Ndirangu, Language Policy and Leadership Office, gndirang@cde.ca.gov, 916-323-5831

Estimated Entitlement Calculation

Estimated immigrant per student allocation	\$92.35
Estimated immigrant student count	1,120
Estimated immigrant entitlement amount	\$103,432
<H4>Note: Eligibility criteria</h4>	

An LEA which has 21 or more eligible immigrant students, or has experienced a significant increase of two percent or more in eligible immigrant students enrollment in the current year compared with the average of the two preceding fiscal years, is eligible to apply.

Budget

Authorized activities	\$101,404
Direct administration costs (Amount should not exceed 2% of the estimated entitlement)	\$0
Indirect costs (LEAs can apply approved indirect cost rate to the portion of subgrant that is not reserved for direct administration costs)	\$2,028
Total budget	\$103,432

*****Warning*****

The data in this report may be protected by the Family Educational Rights and Privacy Act (FERPA) and other applicable data privacy laws. Unauthorized access or sharing of this data may constitute a violation of both state and federal law.

2018-19 Substitute System for Time Accounting

This certification may be used by auditors and by CDE oversight personnel when conducting audits and sub-recipient monitoring of the substitute time-and-effort system. Approval is automatically granted when the LEA submits and certifies this data collection.

CDE Program Contact:

Julie Brucklacher, Financial Accountability and Info Srv Office, jbruckla@cde.ca.gov, 916-327-0858

The LEA certifies that only eligible employees will participate in the substitute system and that the system used to document employee work schedules includes sufficient controls to ensure that the schedules are accurate. Detailed information on documenting salaries and wages, including both substitute systems of time accounting, are described in Procedure 905 of the California School Accounting Manual posted on the Web at <http://www.cde.ca.gov/fg/ac/sa/>.

2018-19 Request for authorization	Yes
LEA certifies that the following is a full disclosure of any known deficiencies with the substitute system or known challenges with implementing the system (Maximum 500 characters)	There are no known deficiencies.

*****Warning*****

The data in this report may be protected by the Family Educational Rights and Privacy Act (FERPA) and other applicable data privacy laws. Unauthorized access or sharing of this data may constitute a violation of both state and federal law.



SACRAMENTO CITY UNIFIED SCHOOL DISTRICT BOARD OF EDUCATION

Agenda Item 11.11

Meeting Date: June 21, 2018

Subject: Approve Resolution No. 3019 Adopting Specifications of the Election Order and for Consolidation with Statewide General Election

- Information Item Only
- Approval on Consent Agenda
- Conference (for discussion only)
- Conference/First Reading (Action Anticipated: _____)
- Conference/Action
- Action
- Public Hearing

Division: Superintendent's Office

Recommendation: Approve Resolution No. 3019 Adopting Specifications of the Election Order and for Consolidation with Statewide General Election.

Background/Rationale: The Board of Education must call for an election on November 6, 2018 for the purpose of electing three board members to represent trustee areas 1, 2, and 6. The nomination period is July 16, 2018 through August 10, 2018 which may be extended to August 15, 2018 if an incumbent does not file a declaration of candidacy. The County of Sacramento, Voter Registration and Elections Office, requests that local public agencies, including school districts, approve their resolutions well in advance, due to the fact that November 6, 2018 is a general election date. This resolution calls for consolidation with other elections in Sacramento County and throughout the state which results in a cost savings to the District. The District, nevertheless, is required to pay its proportionate share of election costs. Candidates prepay the District for their candidate statements printed in the voter pamphlet and any related costs.

Financial Considerations: By law, the District must reimburse the Registrar of Voters for actual costs incurred by the trustee area elections. The cost is calculated by a prorated method set forth in the County's current Election Cost Allocation Procedures.

LCAP Goal(s): Operational Excellence

Documents Attached:

1. Resolution No. 3019
2. Publication of Notice of Election
3. Notice of District Election

Estimated Time of Presentation: N/A

Submitted by: Jorge A. Aguilar, Superintendent

Approved by: N/A

**SACRAMENTO CITY UNIFIED SCHOOL DISTRICT
BOARD OF EDUCATION**

RESOLUTION NO. 3019

**RESOLUTION ADOPTING SPECIFICATIONS OF THE ELECTION ORDER AND FOR
CONSOLIDATION WITH STATEWIDE GENERAL ELECTION**

WHEREAS, an election is required to be held on November 6, 2018, within the Sacramento City Unified School District, for the purpose of electing 3 members to the Board of Education for trustee areas 1, 2, and 6 for terms as prescribed by law; and

WHEREAS, a statewide general election will be held within the County of Sacramento on the same day; and

WHEREAS, Elections Code §10403 requires local jurisdictions to file with the Board of Supervisors of the County of Sacramento, with a copy to the Registrar of Voters of the County of Sacramento, a resolution requesting consolidation with a statewide general election.

NOW, THEREFORE, BE IT RESOLVED that the Board of Education requests the Board of Supervisors of Sacramento County to consolidate the District's regularly scheduled general district election for Trustee areas 1, 2, and 6 with the statewide general election to be held on November 6, 2018 for the purpose described herein; and

BE IT FURTHER RESOLVED that all candidates are to prepay the District's costs for candidate statements that are printed in the voter pamphlet and related costs as described in Elections Code section §13307(c) subject to any additional expenses, or refunds, depending on the final actual cost as determined by the Sacramento County Registrar of Voters; and

BE IT FURTHER RESOLVED, that the limitation on the number of words that a candidate may use in his or her candidate's statement shall be 200 words; and

BE IT FURTHER RESOLVED that the District agrees to reimburse the Registrar of Voters for actual election costs incurred, such costs to be calculated by the method set forth in the County's current Election Cost Allocation Procedures; and

BE IT FURTHER RESOLVED that if a tie vote to the Board of Education makes it impossible to determine which of two or more candidates, for the involved trustee area, has been elected to the Board of Education, the winner shall be determined by lot; and

BE IT FURTHER RESOLVED that this resolution, together with the Notice of District Election and Publication of Notice of Election attached herewith, shall be filed with the Sacramento County Board of Supervisors, with a copy to the Sacramento County Registrar of Voters, by the District's Superintendent on or before the time specified by law.

BE IT FURTHER RESOLVED, pursuant to Elections Code section 12112, and Education Code section 5363, the Registrar of Voters is requested to publish the District's notice of election as a combined election notice with other districts; and

BE IT FURTHER RESOLVED that the notice of District election shall be in the form attached to this resolution and may serve in lieu of the notices and related provisions designating the Sacramento County Superintendent of Schools pursuant to Education Code sections 5324 and 5361; and

BE IT FURTHER RESOLVED that the map and boundary descriptions of all of the trustee areas, including trustee areas 1, 2, and 6, as adjusted in accordance with the federal decennial census by Resolution No. 2676 adopted on September 1, 2011, are hereby certified as being current and effective and that there have been no subsequent or additional boundary changes in the trustee areas; and

BE IT FURTHER RESOLVED that the Superintendent of the District, or his designee, shall be authorized to take all steps necessary to carry out the provisions of this resolution.

PASSED AND ADOPTED by the Sacramento City Unified School District Board of Education on this 21st day of June, 2018 by the following vote:

AYES: _____
NOES: _____
ABSTAIN: _____
ABSENT: _____

Jessie Ryan
President of the Board of Education

ATTESTED TO:

Jorge A. Aguilar Superintendent
Secretary of the Board of Education



SACRAMENTO CITY UNIFIED SCHOOL DISTRICT BOARD OF EDUCATION

Agenda Item 11.1m

Meeting Date: June 21, 2018

Subject: Approve Youth Development Men's Leadership Academy Field Trip to Denver, Colorado from July 5-7, 2018

- Information Item Only
- Approval on Consent Agenda
- Conference (for discussion only)
- Conference/First Reading (Action Anticipated: _____)
- Conference/Action
- Action
- Public Hearing

Division: Deputy Superintendent

Recommendation: Approve Youth Development Men's Leadership Academy Field Trip to Denver, Colorado from July 5, 2018 – July 7, 2018.

Background/Rationale: On July 5, 2018 – July 7, 2018, students in the Youth Development Men's Leadership Academy will travel by commercial airline to Denver, Colorado to attend the Campaign for Black Male Achievement (CBMA) Restoration Retreat.

Financial Considerations: There is no cost to the District. Expenses are being paid by CBMA.

LCAP Goal(s): College and Career Ready Students

Documents Attached:

1. Out-of-State field trip documents

Estimated Time of Presentation: N/A

Submitted by: Lisa Allen, Deputy Superintendent

Doug Huscher, Assistant Superintendent

Approved by: Jorge A. Aguilar, Superintendent

Sacramento City Unified School District
FIELD TRIP REQUEST FORM
 (USE A SEPARATE FORM FOR EACH TRIP)

Parent Permission Form is required for each student field trip. See below reference distribution section for details concerning each type of trip.

School Name Youth Development Date May / 22 / 2018

Teacher's Name Marcus Strother Room # _____ Telephone # 916-643-7992
 Fax # _____

Field Trip Destination Denver, Colorado (3000 Lawrence St #101, Denver, CO 80205)

Local-50 mile radius (bus/walking) Local-50 mile radius (driver led trips) Out-of-Town (Beyond 50 mile radius)
(forward directly to Field Trip Office)

Overnight Out-of-State/Country Involving Swimming or Wading Unusual Activities

Route Sacramento International Airport to Denver International Airport

Educational nature of field trip/excursion Provide young men with a healing and restorative experience with nature
Introduce young people to brand new experiences and information

Depart Date 7 / 5 / 2018 Time 6:00am am/pm Return Date 7 / 7 / 2018 Time 10:00pm am/pm

TRANSPORTATION will be provided by: Walking School Bus - contact Transportation Field Trip Office
 Charter Bus Company (certified): Yes No - Check with Field Trip Office
 Private Vehicle/Parent Driver/Faculty Driver - Complete Volunteer Personal Automobile Use Form for each vehicle and driver, must have fingerprint clearance (check with Human Resources for fingerprint clearances)
 Public Transportation Train Commercial Airline Other: _____

Funding Source CBMA Financial Assistance Available? Yes No

Number of students participating: 2

Adult Chaperones/Drivers:	DRIVER		DRIVER
1) _____	<input type="checkbox"/> yes <input type="checkbox"/> no	2) _____	<input type="checkbox"/> yes <input type="checkbox"/> no
3) _____	<input type="checkbox"/> yes <input type="checkbox"/> no	4) _____	<input type="checkbox"/> yes <input type="checkbox"/> no

Teachers and Staff Attending:

1) <u>Marcus Strother</u>	<input type="checkbox"/> yes <input type="checkbox"/> no	2) _____	<input type="checkbox"/> yes <input type="checkbox"/> no
3) _____	<input type="checkbox"/> yes <input type="checkbox"/> no	4) _____	<input type="checkbox"/> yes <input type="checkbox"/> no

Principal Approval [Signature] Date 5/22/18

Risk Management Approval (Unusual Activities) [Signature] Date 5/22/18

Segment Administrator Approval [Signature] Date 5/22/18

Distribution: Refer to the Field Trip Information Form RSK 106F for the forms and distribution required for each trip:

- Local Trip (school or charter bus):** (50-mile radius) - Submit to Principal for approval. Maintain all documents at site and forward a copy to Segment Administrator.
- Local Trip:** (50-mile radius: driver led, walking trip) - Submit driver led trips to Principal for approval then forward to Segment Administrator for approval 6 weeks prior to trip. Submit walking trips to Principal for approval then forward to Segment Administrator for approval 2 weeks prior to trip.
- Out-of-Town:** (beyond 50-mile radius) - Submit to Principal for approval then forward to Segment Administrator for approval 6 weeks prior to trip.
- Overnight Trip:** Submit to Principal for approval then forward to Segment Administrator for approval 6 weeks prior to trip.
- Trip Involving Swimming or Wading:** Submit to Principal for approval then forward to Segment Administrator for approval 6 weeks prior to trip.
- Trip Involving Unusual Activities (Water sports or high risk activities such as rafting, snorkeling, rock climbing, skiing, etc.):** - Submit to Principal for approval then forward to Segment Administrator for approval 6 weeks prior to trip. This may require **Special Event Liability Insurance**.
- Out-of-State/Country:** Submit to Principal for approval then forward to Segment Administrator for approval 6 weeks prior to trip. Must have Superintendent, Board of Education and Risk Management approval prior to trip. Segment Administrator will place field trip item on Board Agenda. Trips not submitted to Segment Administrator 6 weeks prior to trip will be considered automatically rejected by the Board of Education.
- Approved forms will be returned by Segment Administrator. Maintain a copy of all forms at site for 2 years.**

Sacramento City Unified School District
**OUT-OF-STATE OR OUT-OF-COUNTRY
 TRAVEL REQUEST (RSK-F106B)**

School Name West Campus Date May 20, 2018

Teacher's Name Marcus Strother Room # _____ Telephone # 916-643-7992

Field Trip Destination Denver, Colorado - July 5-7, 2018

Reason for travel Provide young men with a healing and restorative experience with nature; and


introduce them to brand new experiences and information. Build intergenerational community between attending cities.

Students will brainstorm the possibility of what an annual healing and restorative experience on the ranch would look like.



Students will interact with other students from Oakland, Baltimore, Louisville, Baton Rouge, Detroit and Milwaukee

List unusual activities, water activities or high risk activities (examples: rafting, snorkeling, rock climbing, skiing, etc.) as a special parent waiver may be required. Submit copy of contract or waiver for review before signing. Risk management approval required.

Attach a detailed itinerary for each day: See Attached

Signed 
 Teacher

Approvals:

<u></u>	Date
Principal	
<u></u>	<u>5/22/18</u>
Risk Management Dept.	Date
<u></u>	<u>5/22/18</u>
Segment Administrator	Date
<u></u>	<u>5/26/18</u>
Superintendent	Date

Board Approval Date _____

TRAVEL REQUEST FORM (ACC-F014)

Sacramento City Unified School District

Request to Attend: <input checked="" type="checkbox"/> Conference/Workshop <input type="checkbox"/> Business Meeting	Purpose for Attending: <input type="checkbox"/> Professional Development <input type="checkbox"/> Continued Education Credits Earned	Instructions: This form must be completed and received in Accounts Payable at least 30 days prior to the proposed trip- 60 days if out-of-state. REQ # _____
---	---	--

School/Department: YOUTH DEVELOPMENT DEPARTMENT Date: 5/22/2018

Date(s) of Event: JULY 5-7, 2018 Location: LINCOLN HILLS RANCH, CO

Event Title (attach brochure): CBMA RESTORATION RETREAT

Purpose*: TO NETWORK AND COLLABORATE WITH FELLOW EDUCATORS AND LEADERS, ALONG WITH EXPANDING STUDENTS LEADERSHIP SKILLS AND EXPERIENCE (TWO STUDENTS WILL BE ATTENDING AS WELL)

*(what value does this activity give students, attendees, staff, department/site or community?)

How does this travel align with the District's strategic plan? PROVIDING ACCESS TO STUDENTS BEYOND THE CLASSROOM, AND BUILDING RELATIONSHIPS WITH OTHER STAKEHOLDERS

How will this activity/event be used and shared? THROUGH STUDENT MEETINGS, AND STAFF MEETINGS, AND PROFESSIONAL DEVELOPMENT

Name of Attendee(s) (attach sheet for additional attendees)	Position	Substitute (Y/N)**	No. of Days Required	Budget Code (for substitute)
MARCUS STROTHER	YDSS COORDINATOR	No	1	
		No		
		No		
		No		
		No		

****IF A SUBSTITUTE IS NEEDED. SEND A COPY OF THIS FORM TO PERSONNEL, BOX 770** Additional Attendees Attached

Approvals: <div style="margin-bottom: 10px;"> Principal/Department Head Signature & Print Name _____ Date: <u>5-22-18</u> </div> <div style="margin-bottom: 10px;"> Cabinet Level or Designee Signature _____ Date: <u>5/22/18</u> </div> <div style="margin-bottom: 10px;"> Chief Business Officer Signature _____ Date: <u>5/23/18</u> </div> <div style="margin-bottom: 10px;"> Superintendent or Designee Signature _____ Date: _____ </div>	District cost for all attendees (estimate) Registration Fee *** 0.00 Meals included? <input checked="" type="checkbox"/> Yes B <input type="checkbox"/> L <input type="checkbox"/> D <input type="checkbox"/> Lodging _____ Transportation _____ Meals _____ Other _____ TOTAL \$ 0.00
--	--

Categorical Budget Code(s): NO COST TO DISTRICT- \$ _____
 General Fund/Unrestricted CBMA WILL COVER FULL COST \$ _____

***If any meals are included in the cost of registration, how many of each: Breakfast _____ Lunch _____ Dinner _____

Prepayment Requested: All checks will be sent to the site/department unless prior arrangements have been made (with AP) to pick up check

Requisition #	Dollar Amount
Registration Fee	_____
Hotel	_____
Airfare ****	_____
Car Rental ****	_____



SACRAMENTO CITY UNIFIED SCHOOL DISTRICT BOARD OF EDUCATION

Agenda Item 11.1n

Meeting Date: June 21, 2018

Subject: Approve Luther Burbank High School Field Trip to Washington D.C.
July 8-14, 2018

- Information Item Only
- Approval on Consent Agenda
- Conference (for discussion only)
- Conference/First Reading (Action Anticipated: _____)
- Conference/Action
- Action
- Public Hearing

Division: Academic Office

Recommendation: Approve Luther Burbank High School Field Trip to Washington DC
July 8-14, 2018

Background/Rationale: From July 8-14, 2018, a group of 5 students, and one teacher chaperone from Luther Burbank High School will travel via airplane to Washington DC to participate in the IB World Student Conference. Students will have the opportunity to meet and work with other IB students from across the globe. They will develop collaborative projects with other IB students, designed to enrich their IB experience. They will also engage with university faculty from George Washington University.

Financial Considerations: No cost to the district. Expenses paid through fundraising. Financial assistance was made available for students in need.

LCAP Goal(s): College and Career Ready Students

Documents Attached:

1. Out of State Field Trip Documents

Estimated Time of Presentation: N/A

Submitted by: Iris Taylor, Chief Academic Officer

Tu Moua-Carroz, Instructional Assistant Superintendent

Approved by: Jorge A. Aguilar, Superintendent

Sacramento City Unified School District
FIELD TRIP REQUEST FORM
 (USE A SEPARATE FORM FOR EACH TRIP)

Parent Permission Form is required for each student field trip. See below reference distribution section for details concerning each type of trip.

School Name Luther Burbank High School Date 05 / 23 / 18
 Teacher's Name Katherine Bell Room # A2 Telephone # 916-433-5100
 Fax # 916-433-5199

Field Trip Destination IB World Student Conference - George Washington University, D.C.

- Local-50 mile radius (bus/walking) Local-50 mile radius (driver led trips) Out-of-Town (Beyond 50 mile radius)
(forward directly to Field Trip Office)
- Overnight Out-of-State/Country Involving Swimming or Wading Unusual Activities

Route Flight from Sacramento to Washington Regan Airport (Parent will drop off/pick up student at the airport)

Educational nature of field trip/excursion IB Students from around the world will come together & explore the theme "Student Activism and Social Justice in a Global Context"

Depart Date 07 / 08 / 18 Time 5am am/pm Return Date 07 / 14 / 18 Time 12:40pm am/pm

- TRANSPORTATION will be provided by: Walking School Bus - contact Transportation Field Trip Office
 Charter Bus Company (certified): Yes No - Check with Field Trip Office
 Private Vehicle/Parent Driver/Faculty Driver - Complete Volunteer Personal Automobile Use Form for each vehicle and driver, must have fingerprint clearance (check with Human Resources for fingerprint clearances)
 Public Transportation Train Commercial Airline Other: American Airlines

Funding Source Fundraising Financial Assistance Available? Yes No

Number of students participating: 5

Adult Chaperones/Drivers: DRIVER DRIVER
 1) _____ yes no 2) _____ yes no
 3) _____ yes no 4) _____ yes no

Teachers and Staff Attending:
 1) Katherine Bell yes no 2) _____ yes no
 3) _____ yes no 4) _____ yes no

Principal Approval _____ Date 5/23/18

Risk Management Approval (Unusual Activities) _____ Date 6/11/18

Segment Administrator Approval _____ Date 6-11-18

Distribution: Refer to the Field Trip Information Form RSK 106F for the forms and distribution required for each trip:

1. Local Trip (school or charter bus): (50-mile radius) - Submit to Principal for approval. Maintain all documents at site and forward a copy to Segment Administrator.
2. Local Trip: (50-mile radius: driver led, walking trip) -- Submit driver led trips to Principal for approval then forward to Segment Administrator for approval 6 weeks prior to trip. Submit walking trips to Principal for approval then forward to Segment Administrator for approval 2 weeks prior to trip.
3. Out-of-Town: (beyond 50-mile radius) -- Submit to Principal for approval then forward to Segment Administrator for approval 6 weeks prior to trip.
4. Overnight Trip: Submit to Principal for approval then forward to Segment Administrator for approval 6 weeks prior to trip.
5. Trip Involving Swimming or Wading: Submit to Principal for approval then forward to Segment Administrator for approval 6 weeks prior to trip.
6. Trip Involving Unusual Activities (Water sports or high risk activities such as rafting, snorkeling, rock climbing, skiing, etc.) - Submit to Principal for approval then forward to Segment Administrator for approval 6 weeks prior to trip. This may require Special Event Liability Insurance.
7. Out-of-State/Country: Submit to Principal for approval then forward to Segment Administrator for approval 6 weeks prior to trip. Must have Superintendent, Board of Education and Risk Management approval prior to trip. Segment Administrator will place field trip item on Board Agenda. Trips not submitted to Segment Administrator 6 weeks prior to trip will be considered automatically rejected by the Board of Education.
8. Approved forms will be returned by Segment Administrator. Maintain a copy of all forms at site for 2 years.

Sacramento City Unified School District
**OUT-OF-STATE OR OUT-OF-COUNTRY
 TRAVEL REQUEST**

School Name Luther Burbank High School Date 04 / 24 / 2018

Teacher's Name Katherine Bell Room # J3 Telephone # 916-433-5100

Field Trip Destination IB World Student Conference, George Washington University, Washington D.C.

Reason for travel To participate in the IB World Student Conference; students will have the opportunity to meet and work with other IB students from across the globe; will also develop collaborative projects with other IB students designed to enrich their IB experience; will engage with university faculty from GWU.

List unusual activities, water activities or high risk activities (examples: rafting, snorkeling, rock climbing, skiing, etc.) as a special parent waiver may be required. Submit copy of contract or waiver to Risk Management for review before signing. Attach a detailed itinerary for each day

Signed 
 Teacher

Approvals:

 5/23/18
 Principal Date

 6/6/18
 Risk Management Dept. Date

 6/11/18
 Segment Administrator Date

 6/14/18
 Superintendent Date

 / /
 Board Approval Date

TRAVEL REQUEST FORM (ACC-F014)

Sacramento City Unified School District

Request to Attend: <input checked="" type="checkbox"/> Conference/Workshop <input type="checkbox"/> Business Meeting	Purpose for Attending: <input checked="" type="checkbox"/> Professional Development <input type="checkbox"/> Continued Education Credits Earned	Instructions: This form must be completed and received in Accounts Payable at least 30 days prior to the proposed trip- 60 days if out-of-state. REQ # _____
---	--	--

School/Department Luther Burbank High School Date 05/14/2018

Date(s) of Event 07/08 - 07/14/2018 Location The George Washington University, Washington DC

Event Title (attach brochure) IB WSC - The George Washington University "Student Activism and Social Justice in a Global Context"

Purpose* chaperoning a group of 5 IB full diploma candidates so they can attend the IB WSC at GWU; students will meet with other IB students from around the globe to develop collaborative projects focusing on student activism and social justice; students will engage with university faculty and guest speakers to explore this global issue; students will develop global action projects which will be shared with other LBHS students.
 *(what value does this activity give students, attendees, staff, department/site or community?)

How does this travel align with the District's strategic plan? AP/IB; college-going culture

How will this activity/event be used and shared? Students will share what they have learned with their peers; implementation of projects at LBHS

Name of Attendee(s) (attach sheet for additional attendees)	Position	Substitute (Y/N)**	No. of Days Required	Budget Code (for substitute)
Katherine Bell	Teacher & IB Coordinator	No		
		No		
		No		
		No		
		No		

****IF A SUBSTITUTE IS NEEDED, SEND A COPY OF THIS FORM TO PERSONNEL, BOX 770** Additional Attendees Attached

Approvals:

Principal/Department Head Signature & Print Name _____ Date 05/23/18

Cabinet Level or Designee Signature _____ Date 6/11/18

Chief Business Officer Signature _____ Date 6/12/18

Superintendent or Designee Signature _____ Date 6/14/18

District cost for all attendees (estimate)

Registration Fee *** 0.00

Meals included? B L D

Lodging _____

Transportation _____

Meals _____

Other _____

TOTAL 0

Categorical Budget Code(s): No cost to district \$ _____

General Fund/Unrestricted Expenses paid by IB Club, ASB Fund \$ _____

***If any meals are included in the cost of registration, how many of each: Breakfast _____ Lunch _____ Dinner _____

Prepayment Requested: All checks will be sent to the site/department unless prior arrangements have been made (with AP) to pick up check

Requisition #	Dollar Amount
Registration Fee	_____
Hotel	_____
Airfare ****	_____
Car Rental ****	_____



SACRAMENTO CITY UNIFIED SCHOOL DISTRICT BOARD OF EDUCATION

Agenda Item 11.1o

Meeting Date: June 21, 2018

Subject: Approve 2018-19 Board of Education Meeting Calendar

- Information Item Only
- Approval on Consent Agenda
- Conference (for discussion only)
- Conference/First Reading (Action Anticipated: _____)
- Conference/Action
- Action
- Public Hearing

Division: Superintendent's Office

Recommendation: Approve 2018-19 Board of Education Meeting Calendar

Background/Rationale: None

Financial Considerations: None

LCAP Goal(s): Family and Community Empowerment

Documents Attached:

1. 2018-19 Board of Education Meeting Calendar

Estimated Time of Presentation: N/A

Submitted by: Jorge A. Aguilar, Superintendent

Approved by: N/A

**Sacramento City Unified School District
Board of Education Meeting Calendar
2018-2019 School Year**

The Board of Education usually meets on the 1st and 3rd Thursdays of the month with Special Meetings called as needed. Meetings are held at the Serna Center Community Room - 5735 47th Avenue.

There is no Board Meetings in July and only one meeting in January and April 2019

<p style="text-align: center;"><i>August 2, 2018</i></p> <p><i>4:30 Closed Session 6:00 Open Session</i></p>	<p style="text-align: center;"><i>August 16, 2018</i></p> <p><i>4:30 Closed Session 6:00 Open Session</i></p>	<p style="text-align: center;"><i>September 6, 2018</i></p> <p><i>4:30 Closed Session 6:00 Open Session</i></p>	<p style="text-align: center;"><i>September 20, 2018</i></p> <p><i>4:30 Closed Session 6:00 Open Session</i></p>
<p style="text-align: center;"><i>October 4, 2018</i></p> <p><i>4:30 Closed Session 6:00 Open Session</i></p>	<p style="text-align: center;"><i>October 18, 2018</i></p> <p><i>4:30 Closed Session 6:00 Open Session</i></p>	<p style="text-align: center;"><i>November 1, 2018</i></p> <p><i>4:30 Closed Session 6:00 Open Session</i></p>	<p style="text-align: center;"><i>November 15, 2018</i></p> <p><i>4:30 Closed Session 6:00 Open Session</i></p>
<p style="text-align: center;"><i>December 6, 2018</i></p> <p><i>4:30 Closed Session 6:00 Open Session Annual Meeting</i></p>	<p style="text-align: center;"><i>December 20, 2018</i></p> <p><i>4:30 Closed Session 6:00 Open Session</i></p>	<p style="text-align: center;"><i>January 17, 2019</i></p> <p><i>4:30 Closed Session 6:00 Open Session</i></p>	<p style="text-align: center;"><i>February 7, 2019</i></p> <p><i>4:30 Closed Session 6:00 Open Session</i></p>
<p style="text-align: center;"><i>February 21, 2019</i></p> <p><i>4:30 Closed Session 6:00 Open Session</i></p>	<p style="text-align: center;"><i>March 7, 2019</i></p> <p><i>4:30 Closed Session 6:00 Open Session</i></p>	<p style="text-align: center;"><i>March 21, 2019</i></p> <p><i>4:30 Closed Session 6:00 Open Session</i></p>	<p style="text-align: center;"><i>April 4, 2019</i></p> <p><i>4:30 Closed Session 6:00 Open Session</i></p>
<p style="text-align: center;"><i>May 2, 2019</i></p> <p><i>4:30 Closed Session 6:00 Open Session</i></p>	<p style="text-align: center;"><i>May 16, 2019</i></p> <p><i>4:30 Closed Session 6:00 Open Session</i></p>	<p style="text-align: center;"><i>June 6, 2019</i></p> <p><i>4:30 Closed Session 6:00 Open Session</i></p>	<p style="text-align: center;"><i>June 20, 2019</i></p> <p><i>4:30 Closed Session 6:00 Open Session</i></p>



SACRAMENTO CITY UNIFIED SCHOOL DISTRICT BOARD OF EDUCATION

Agenda Item 11.1p

Meeting Date: June 21, 2018

Subject: Approve Resolution No. 3018: Resolution Regarding Board Stipends

- Information Item Only
- Approval on Consent Agenda
- Conference (for discussion only)
- Conference/First Reading (Action Anticipated: _____)
- Conference/Action
- Action
- Public Hearing

Division: Board of Education

Recommendation: Approve Resolution No. 3018: Resolution Regarding Board Stipends.

Background/Rationale: Education Code section 35120 fails to define hardship which has led to uncertainty regarding payment of stipends for Board members who may be deserving of payment due to absence resulting from hardship or other duties such as jury duty or performing duties or services for the District at the time of a Board meeting. All stipend payments will be based on an attendance sign-in sheet as well as any Board resolution(s) excusing absences in compliance with law. A Board member who is absent from a meeting may be eligible for payment by reporting the excused absence to the Board Office. A Board resolution will be periodically placed, as needed, on the Board agenda to state that the reason for the absence complies with Education Code section 35120 and shall be reflected in the minutes.

Financial Considerations: None

LCAP Goal(s): Family and Community Empowerment

Documents Attached:

1. Resolution No. 3018: Resolution Regarding Board Stipends

Estimated Time of Presentation: N/A

Submitted by: Jessie Ryan, Board President

Approved by: Jorge A. Aguilar, Superintendent

**SACRAMENTO CITY UNIFIED SCHOOL DISTRICT
BOARD OF EDUCATION**

RESOLUTION NO. 3018

RESOLUTION REGARDING BOARD STIPENDS

WHEREAS, Education Code section 35120 and Board Bylaw 9250 of the Sacramento City Unified School District (“District”) authorize Board members to be paid stipends for meetings they were unable to attend due to illness, hardship or other duties such as jury duty or performing duties or services for the District at the time of a Board meeting; and

WHEREAS, the Board finds that the Board members may be paid, or retain, stipends for meetings they were unable to attend as stated in Attachment A.

NOW, THEREFORE, BE IT RESOLVED by the Sacramento City Unified School District Board of Education which finds and determines as follows:

1. Adopts the foregoing recitals as true and correct;
2. Authorizes stipends for meetings the Board members were unable to attend pursuant to Attachment A; and
3. Incorporates herein by reference Attachment A.

PASSED AND ADOPTED by the Sacramento City Unified School District Board of Education on this 21st day of June, 2018, by the following vote:

AYES: _____
NOES: _____
ABSTAIN: _____
ABSENT: _____

Jessie Ryan
President of the Board of Education

ATTESTED TO:

Jorge A. Aguilar
Secretary of the Board of Education

ATTACHMENT A

RESOLUTION NO. 3018

1. Absence Due to Illness. Stipends are authorized to the following Board member(s) due to illness:
 - a. Board member Mai Vang for the Board meeting on June 7, 2018.



SACRAMENTO CITY UNIFIED SCHOOL DISTRICT BOARD OF EDUCATION

Agenda Item 11.1g

Meeting Date: June 21, 2018

Subject: Approve Minutes of the June 7, 2018 Board of Education Meeting

- Information Item Only
- Approval on Consent Agenda
- Conference (for discussion only)
- Conference/First Reading (Action Anticipated: _____)
- Conference/Action
- Action
- Public Hearing

Division: Superintendent's Office

Recommendation: Approve Minutes of the June 7, 2018 Board of Education Meeting.

Background/Rationale: None

Financial Considerations: None

LCAP Goal(s): Family and Community Empowerment

Documents Attached:

1. Minutes of the June 7, 2018 Board of Education Regular Meeting
2. Strategic Time Breakdown of June 7, 2018 Meeting Minutes

Estimated Time of Presentation: N/A

Submitted by: Jorge A. Aguilar, Superintendent

Approved by: N/A



Putting
Children
First

Sacramento City Unified School District BOARD OF EDUCATION MEETING AND WORKSHOP

Board of Education Members

Jessie Ryan, President, (Trustee Area 7)
Darrel Woo, Vice President, (Trustee Area 6)
Michael Minnick, Second Vice President (Trustee Area 4)
Jay Hansen, (Trustee Area 1)
Ellen Cochrane, (Trustee Area 2)
Christina Pritchett, (Trustee Area 3)
Mai Vang, (Trustee Area 5)
Sarah Nguyen, Student Member

Thursday, June 7, 2018

4:30 p.m. Closed Session

6:00 p.m. Open Session

Serna Center

Community Conference Rooms

5735 47th Avenue

Sacramento, CA 95824

Minute 2017/18-24

Allotted Time

1.0 OPEN SESSION / CALL TO ORDER / ROLL CALL

Meeting was called to order at 4:35 p.m.

President Ryan
Vice President Woo
Member Pritchett
2nd Vice President Minnick
Member Pritchett
Member Cochrane

Absent:
Member Hansen
Member Vang

2.0 ANNOUNCEMENT AND PUBLIC COMMENT REGARDING ITEMS TO BE DISCUSSED IN CLOSED SESSION

None

Adjourn into closed session.

3.0 CLOSED SESSION

While the Brown Act creates broad public access rights to the meetings of the Board of Education, it also recognizes the legitimate need to conduct some of its meetings outside of the public eye. Closed session meetings are specifically defined and limited in scope. They primarily involve personnel issues, pending litigation, labor negotiations, and real property matters.

3.1 Government Code 54957.6 (a) and (b) Negotiations/Collective Bargaining SCTA, SEIU, TCS, Teamsters, UPE, Non-Represented/Confidential Management

3.2 Government Code 54956.9 Conference with Legal Counsel – Anticipated Litigation:

- a) Existing litigation pursuant to subdivision (a) of Government Code section 54956.9 (OAH Case No. 2018020890 and 2018030255)
- b) Significant exposure to litigation pursuant to subdivision (d)(2) of Government Code section 54956.9
- c) Initiation of litigation pursuant to subdivision (d)(4) of Government Code section 54956.9

3.3 Government Code 54957 – Public Employee Discipline/Dismissal/Release/Reassignment

3.4 *Government Code 54957 - Public Employee Performance Evaluation:*

a) *Superintendent*

3.5 *Government Code 54957 – Public Employee Appointment*

a) *Rosa Parks - Principal*

3.6 *Education Code Section 35146 – The Board will hear staff recommendations on the following student expulsion(s):*

a) *Expulsion #13, 2017-18*

b) *Expulsion #14, 2017-18*

c) *Expulsion #15, 2017-18*

4.0 CALL BACK TO ORDER/PLEDGE OF ALLEGIANCE

4.1 *Broadcast Statement (Student Member Nguyen)*

4.2 The Pledge of Allegiance was led by Sacramento New Technology Championship in Forestry Challenge winners Francisco Franco Torres, David Candia and Michael Rafanan. Vice President Woo recognized the team. Jessica Parlin from Championship Forestry also presented the winners with an award.

5.0 ANNOUNCEMENT OF ACTION TAKEN IN CLOSED SESSION

Mr. Aguilar announced with a vote of 5-0 with Members Hansen and Vang absent, Cory Jones has been appointed Principal to Rosa Parks K-8 School.

Jerry Behrens announced with a vote of 5-0 with Members Hansen and Vang absent, OAH Case No. 2018020890 and OAH Case No. 2018030255 were approved.

6.0 AGENDA ADOPTION

Agenda was adopted in Memory of John F. Kennedy Teacher, Retter St. John who taught in Sacramento City Unified School District for 47 years. Vice President Woo read a tribute to Ms. Retter.

President Ryan motion to adopt agenda

2nd Vice President Minnick 2nd

Board Unanimous

7.0 SPECIAL PRESENTATION

7.1 *Seal of Biliteracy Recognition (Iris Taylor)*

Presented by Vanessa Girard, Director, Multilingual Literacy along with DELAC President Maria Flores. The following are the recipients who were in attendance along with their school sites and language:

Rija Tariq - C.K. McClatchy – Urdu; Sarah Cerda - John F. Kennedy - Spanish ; Dayana Franco - John F. Kennedy – Spanish; Zachary Gee - John F. Kennedy – Latin; Mariela Medrano - John F. Kennedy – Spanish; Concepcion Morales - John F. Kennedy - Spanish ; Yiliv-Lai Moua - John F. Kennedy – Hmong; Arianna Navarro - John F. Kennedy – Japanese; Honey Xiong - John F. Kennedy – Japanese; Fatima Arriaga Preciado - Luther Burbank - Spanish ; Edgar Chavez Godinez - Luther Burbank – Spanish; Ger Vang - Luther Burbank – Hmong; Meleny Diaz - School of Engineering – Spanish

7.2 *District Green Apple Awards Presentation (Cathy Allen and Rachel Chard)*

Presented by Rachel Chard, Project Green Specialist. Recipients are:

- Green Operations Staff of the Year - Elizabeth Brown, Will C. Wood Middle School
- Green Educator of the Year – Julie Snider, Rosemont High School
- Green Administrator of the Year – Elizabeth Vigil, Rosemont High School

- Green Team of the Year – Project Green Team, Kit Carson International Academy

7.3 2018-2019 Classified Champions Award (Cancy McArn and Christina Villegas)

Presented by Christina Villegas, Director, Human Resources along with SEIU President Karla Faucett and Vice President Mike Breverly. Recipients are Nicole Adams, Clerk III, Rosemont High School; Alma Avalos Mejia, Family Partnership Facilitator, Family and Community Empowerment Department ; Cynthia Ayala, School Office Manager I, Bret Harte Elementary School; Sarah Castro, Office Technician II, Fern Bacon Middle School; Esther Guzman, Custodian, Hiram Johnson High School; William Hendricks, Technology Support Specialist II, Technology Services; Alice Hernandez, School Office Manager III, C.K. McClatchy High School; James Hunter, Custodian, Sam Brannan Middle School; Linda Leou, Instructional Aide, Hubert Bancroft Elementary; Michelle Morrison, Instructional Aide, Hubert H. Bancroft Elementary School; Arwen Renda, School Office Manager II, Fern Bacon Middle School; Juan Romero, Custodian, Hubert H. Bancroft Elementary School; and Becky Sorenson, Food Services/Food Service Assistant III, Hubert H. Bancroft Elementary School - Nutrition Services.

7.4 2018-2019 Teacher of the Year (Cancy McArn and Tiffany Smith-Simmons)

Presented by Tiffany Smith-Simmons, Director Human Resources along with SCTA President David Fisher. 2018-2019 Teachers of the Year are Leslie McAfee, Crocker/Riverside Elementary and Brandon Parker Albert Einstein Middle School.

7.5 Approve Resolution No. 3016: In Recognition of LGBTQ+ Pride Month, June 2018 (Michael Minnick)

2nd Vice President Minnick presented the resolution for approval. Doug Huscher, Assistant Superintendent of Student Support Services and Nichole Wofford, Specialist, Student Support Services accepted the resolution plaque.

Public Comment:

Angel Garcia

2nd Vice President Minnick motion to approve

Member Pritchett 2nd

Student Preferential Vote Aye

Board Unanimous

8.0 PUBLIC COMMENT

15 minutes

Members of the public may address the Board on non-agenda items that are within the subject matter jurisdiction of the Board. Please fill out a yellow card available at the entrance. Speakers may be called in the order that requests are received, or grouped by subject area. We ask that comments are limited to two (2) minutes with no more than 15 minutes per single topic so that as many people as possible may be heard. By law, the Board is allowed to take action only on items on the agenda. The Board may, at its discretion, refer a matter to District staff or calendar the issue for future discussion.

- | | | |
|---------------------|---------------------------|--------------------|
| 1. Enoch Yeung | 14. Angela Asch | 27. Iran Salazar |
| 2. Virginia Tsai | 15. Brianna Kitcher | 28. Jose Cervantes |
| 3. Robert Tang | 16. Symphony Edwards | 29. Jorge Salazar |
| 4. Ryan Fong | 17. Sonya Hendren | 30. Benjamin Lara |
| 5. Leya Wu | 18. Kenya Martinez | |
| 6. Laurie Lieu | 19. Kense Martinez | 31. Fatima Arriaga |
| 7. Miriya Yeung | 20. Angel Garcia | |
| 8. Isaiah Yeung | 21. Renee Webster Hawkins | |
| 9. Amy Banh | 22. Melissa Tell | |
| 10. Cherilyn Dalton | 23. Jorge Chavez | |
| 11. Chip Powell | 24. Carlos Rodriguez Jr. | |
| 12. Quincy Johnston | 25. Carlos Rodriguez | |
| 13. Renner Jonhston | 26. Alma Lopez | |

9.0 BOARD WORKSHOP/STRATEGIC PLAN AND OTHER INITIATIVES

9.1 Graduation Taskforce Update (Iris Taylor and Vincent Harris)

Information

Iris Taylor, Chief Academic Officer and Vincent Harris, Chief Continuous Improvement and Accountability Officer along with Darrell White of the Black Parallel School Board presented this information item.

Public Comment:

1. Renee Webster Hawkins
2. Angel Garcia
3. Alex Visaya
4. John Perryman
5. Liz Guillen
6. Lamaia Coleman

Board Comment:

2nd Vice President Minnick really pleased to be part of the Task Force. Had quite an amazing array of folks at the table both experts in their field and parents. Appreciates all the work all the staff put into ensuring had support needed. Feels like process and system of delving deep into these concerns, in this case graduation, really worked.

President Ryan wants to begin by thanking Task Force members in attendance tonight for tirelessly giving of their time to participate in the fairly extensive process. Wants to thank staff for finding a remarkable caliber of presenters across the state. Some of the best of that they do with the issues presented. This process worked for a variety of reasons, we should be looking at its potential applications for the LCAP. The one night we combined the LCAP parent advisory committee with the Graduation Task Force, what they took away was rich and meaningful. How did we go from 50+ recommendations at the last presentation to this list of suggested proposed recommendations? Is this a culmination of what was prioritized by the Task Force or is this just a sampling based on issue areas costed out? Vincent Harris responds, had the Task Force in two halves. What was saw costed out was the Fall work. It took an extensive time to do the research based practices to do the evaluation. The other list reflects the work with Task Force this Spring. President Ryan wants to make sure to point out these are proposed recommendations not adopted recommendations.

10.0 PUBLIC HEARING

10.1 2018-2019 Annual Service Plan and Annual Budget Plan for Special Education (Iris Taylor and Becky Bryant)

Public Hearing

Iris Taylor, Chief Academic Officer and Becky Bryant, Director, Special Education presented the public hearing.

Public Comment:

Angel Garcia
John Perryman
Renee Webster Hawkins
Sandra Gagan

Board Comment:

None

10.2 2018-2019 Local Control and Accountability Plan (LCAP) (Vincent Harris and Cathy Morrison)

Public Hearing

Vincent Harris, Chief Continuous Improvement and Accountability Officer and Cathy Morrison, Coordinator, LCAP/SPSA presented the public hearing.

Public Comment:

1. Luisa Menchaca
2. Renee Webster Hawkins
3. Angel Garcia
4. Carl Pinkston
5. Darrell White
6. Angela Asch
7. John Perryman
8. Karen Swett
9. Liz Guillen

Board Comment:

None

*10.3 Proposed Fiscal Year 2018-2019 Budget for All Funds (The proposed budget is available **Public Hearing** Monday, June 4 from 9:00 to 5:00 in the Serna Center, Alaska Room) (Gerardo Castillo, CPA and Gloria Chung)*

Gerardo Castillo, Chief Business Officer and Gloria Chung, Director, Budget Services presented the public hearing.

Public Comment:

1. John Perryman
2. Karen Swett
3. Liz Guillen
4. Carl Pinkston
5. Lamaia Coleman

Board Comment:

President Ryan in reviewing Board packet prior to the meeting, found this to be a very sobering presentation. It was a reality check in many ways. Recognized there is no way we can compensate our teachers for their value, celebrated after we came to a contract. However, in looking at what we are seeing as potentially two years out finding ourselves dipping below a 2% reserve and running the risk of potential state receivership, one question was how do we validate or disprove this fiscal analysis so we are informed in making budget decisions. Will be looking to Superintendent, to the leadership of the Cabinet and outside counsel to better understand how we meet the fiscal challenges before us and the obligations that we have. There will be a Special Board Learning Session on this topic of budget on June 14th.

11.0 CONSENT AGENDA

2 minutes

Generally routine items are approved by one motion without discussion. The Superintendent or a Board member may request an item be pulled from the consent agenda and voted upon separately.

11.1 Items Subject or Not Subject to Closed Session:

11.1a Approve Grants, Entitlements and Other Income Agreements, Ratification of Other Agreements, Approval of Bid Awards, Approval of Declared Surplus Materials and Equipment, Change Notices and Notices of Completion (Gerardo Castillo, CPA)

11.1b Approve Personnel Transactions 6/7/18 (Cancy McArn)

11.1c Approve Sutter Middle School Field Trip to Washington D.C. and New York June 16-21, 2018 (Iris Taylor and Mary Hardin Young)

11.1d Approve Staff Recommendations for Expulsions #13, 2017-18; #14, 2017-18 and #15, 2017-18 (Lisa Allen, Doug Huscher and Stephan Brown)

11.1e Approve Board Policy (BP) 5145.13: Immigration Enforcement Activities (Nathaniel Browning)

11.1f Approve Revisions to Board Policy (BP) 5145.31: Transgender and Gender Non-Conforming (Victoria Flores)

11.1g Approve Proposed Revisions to Board Policy (BP) 6163.4 Student Use of Technology (Elliot Lopez)

11.1h Approve Proposed Revisions to Board Policy (BP) 6162.7 Use of Technology in Instruction (Elliot Lopez)

11.1i Approve Updates to Board Policy (BP) 3280: Sale, Lease, Rental of District Owned Real Property (Nathaniel Browning)

11.1j Approve Minutes of the May 17, 2018 Board of Education Meeting (Jorge A. Aguilar)

Public Comment:

John Perryman on 11.1f

2nd Vice President Minnick motion to approve

Member Pritchett 2nd

Student Preferential Vote Aye

Board Unanimous

12.0 COMMUNICATIONS

12.1 Employee Organization Reports:

- SCTA –David Fisher
- SEIU –N/A
- TCS –N/A
- Teamsters –N/A
- UPE –N/A

12.2 District Parent Advisory Committees:

- Community Advisory Committee –N/A
- District English Learner Advisory Committee –N/A
- Local Control Accountability Plan/Parent Advisory Committee –Frank DeYoung, Toni Tinker and Cathy Horiuchi.

12.3 Superintendent's Report

Would like to congratulate again the 2018-19 Teachers of the Year Leslie McAfee from Crocker/Riverside and Brandon Parker from Albert Einstein. They will now go on to represent the district later this summer for the Sacramento County Teacher of Year which will be named in August. Also wants to congratulate all of the teachers that were honored last week at the Teachers' Appreciation Gala. Wonderful opportunity to reflect on the tremendous impact that teachers have on. Each Board member also named a teacher from their trustee area for special honors. In Area 1 Member Hansen recognized Mr. Michael Davis, C.K. McClatchy; Area 2 Member Cochran recognized Ms. Chloe Williams, David Lubin, Area 3 Member Pritchett recognized Mr. Matt Naumann, Rosemont; Area 4 2nd Vice President Minnick recognized Ms. Alanna Butterworth, Camellia Basic; Area 5 Member Vang recognized Ms. Allison McCart, John Morse; Area 6 Vice President Woo recognized Ms. Nancy Katindoy, School of Engineering and Sciences; Area 7 President Ryan recognized Ms. Brooke Sasser, Ethel I. Baker. Also wants to thank Sacrament Unified Foundation, Sacramento City Teachers Association and several other sponsors that made the gala happen. Wants to remind community and families that our graduations are all live streamed. On June 18th our Expanded Learning Programs will start. It's a short but intensive program. Also wants to give a special thank you to all of our families who have supported our students in so many ways. Applauds Mayor Steinberg and his goal to making Sacramento the model of inclusive economic growth for the nation, the city that actually starts to reverse the divide between rich and poor through education and job creation. Finally, appreciates the opportunity to serve the students and families of newly adopted home of Sacramento. Enjoy the summer and keep reading and learning.

12.4 President's Report

Wants to plug the phone banking for the Extended Learning Summer Program. Proud to say that daughter is participating in it and will also be part of the phone banking efforts but welcomes time and volunteerism this Saturday [6/9/18] or next week. As we near the end of another school year, wants to take the opportunity to offer a sincere thank you to the thousands of educators and support staff that pour their energy, their creativity, their compassion and commitment to service into our children each and every day. You are unsung heroes who choose these professions, not for the pay, but because of a belief that you can make a difference in a student's life. when we say it takes a village to raise a child, you knowingly nod because you are helping to raise our children. You arrive early, stay late, wipe tears, build character, instill in our daughters and sons a sense of intellectual curiosity and limitless possibility. The work you do is sometimes thankless but you persevere. You choose to care to even the most difficult times in hopes that your word and action will not only lift student achievement but impact a students' life. you are the teachers, administrators, cafeteria workers, janitors, nurses, social workers, district personnel, community partners and parent volunteers that choose to invest your time and unwavering commitment to students' success. There are no words to adequately thank you but please know that the Board of Education see you and all that you do. Have a wonderful summer.

12.5 Student Member Report

The year is coming to a close. The Seniors are graduating, the Juniors and everyone else are working on studying for finals. Student Advisory Council has been really busy with elections and appointment of new members. Out of thirteen high schools, there are eight different ones being represented at meetings.

12.6 Information Sharing By Board Members

Member Cochrane come to Board meetings driving up 65th Street, when looking left on 65th Street at Hiram Johnson High School, the field is being torn up and is being repaired. We are going to have a new look on that campus and that type of visual snapshot means a lot the community and it means the world for the students. Hiram Johnson is getting a step by step progression into improvement. Very happy about it.

2nd Vice President Minnick thanks Member Cochrane for mentioning the Hiram Johnson field. Drove by and saw bulldozers, very excited. Really excited to sit in and watch the speeches of the candidates for the new Student Board Member. Exciting to watch and watch the process as they elected their new representative. Thrilled to see that elected person sat up here for part of the meeting tonight. When looking at the LGBTQ Pride Resolution, this is Pride Month and this is coming up on Pride Weekend. We will be out in the parade this Sunday morning with an SCUSD banner and a bunch of parents and students and teachers.

Vice President Woo wants to give a shot out to the Law Academy Students at Hiram Johnson. They participated in budgeting yesterday. Had the opportunity to attend the 10th anniversary of Closing the Gap, a nonprofit which serves to help fund other nonprofits helping to close the gap in our underserved communities.

12.7 Board Committee Reports

- *Board Facilities Committee–N/A*
- *Board Budget Committee–N/A*
- *Board Governance & Policy Committee–N/A*
- *Board Evaluation Committee –N/A*

13.0 BUSINESS AND FINANCIAL INFORMATION/REPORTS

Receive Information

President Ryan received information.

13.1 Business and Financial Information:

- *Enrollment and Attendance Report for Month 8 Ending April 20, 2018*

14.0 FUTURE BOARD MEETING DATES / LOCATIONS

- ✓ June 21, 2018 4:30 p.m. Closed Session, 6:00 p.m. Open Session,
Serna Center, 5735 47th Avenue, Community Room, Regular Workshop Meeting

15.0 ADJOURNMENT

Student Member Nguyen motion to adjourn

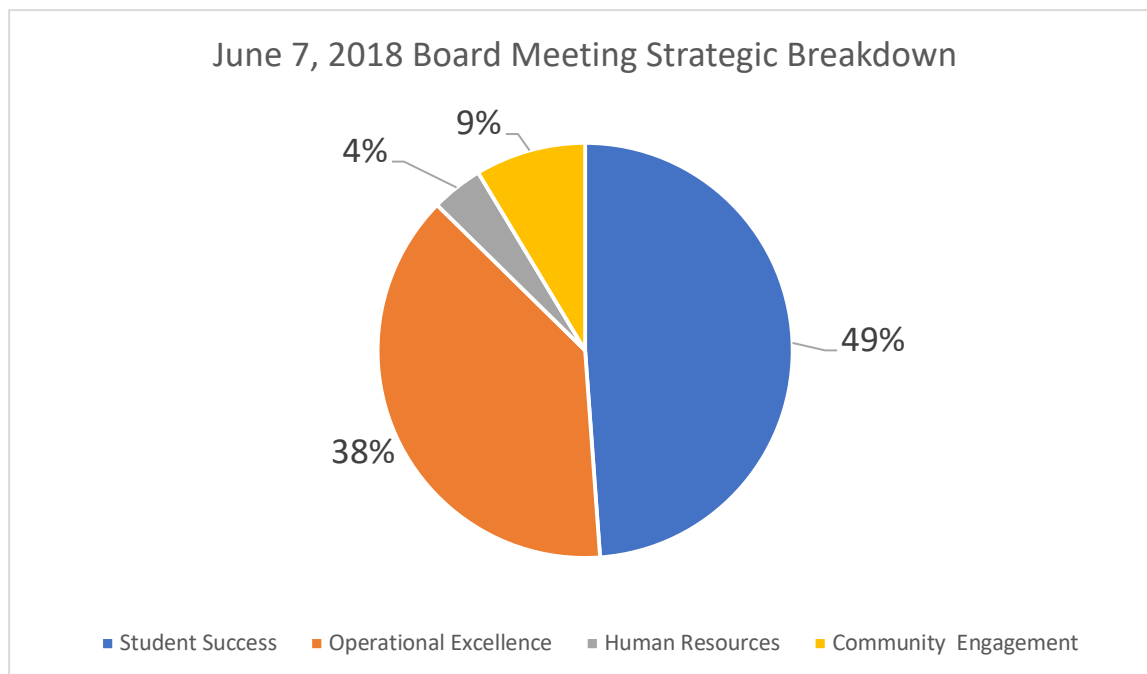
Member Pritchett 2nd

Board Unanimous

Meeting adjourned 9:48 p.m.

Jorge A. Aguilar, Superintendent/Board Secretary

NOTE: The Sacramento City Unified School District encourages those with disabilities to participate fully in the public meeting process. If you need a disability-related modification or accommodation, including auxiliary aids or services, to participate in the public meeting, please contact the Board of Education Office at (916) 643-9314 at least 48 hours before the scheduled Board of Education meeting so that we may make every reasonable effort to accommodate you. [Government Code § 54953.2; Americans with Disabilities Act of 1990, § 202 (42 U.S.C. §12132)] Any public records distributed to the Board of Education less than 72 hours in advance of the meeting and relating to an open session item are available for public inspection at 5735 47th Avenue at the Front Desk Counter and on the District's website at www.scusd.edu



The SCUSD Board of Education has set a goal to focus on Student Success for no less than 33% of each meeting. This is a recap of each category of time spent at the June 7, 2018 meeting.

Definitions:

Student Success encompasses any Board agenda item the involves the academic, social, emotional, and related outcomes of students.

Operational Excellence incorporates Board items that cover operations, budget, customer service, program efficiencies, and similar topics.

Human Resources entails any topic related to employee relations, collective bargaining agreements, and other similar Board items.

Community Engagement includes any Board item that include community group communications items, public comment, sharing from Board Members and the Superintendent, and other similar topics.



SACRAMENTO CITY UNIFIED SCHOOL DISTRICT BOARD OF EDUCATION

Agenda Item 12.1

Meeting Date: June 21, 2018

Subject: Business and Financial Information

- Information Item Only
- Approval on Consent Agenda
- Conference (for discussion only)
- Conference/First Reading (Action Anticipated: _____)
- Conference/Action
- Action
- Public Hearing

Division: Business Services

Recommendation: Receive business and financial information.

Background/Rationale:

- Purchase Order Board Report for the Period of March 15, 2018 through April 14, 2018
- Report on Contracts within the Expenditure Limitations Specified in Section PCC 20111 for March 1, 2018 through April 30, 2018

Financial Considerations: Reflects standard business information.

LCAP Goal(s): Family and Community Empowerment; Operational Excellence

Documents Attached:

1. Purchase Order Board Report for the Period of March 15, 2018 through April 14, 2018
2. Report on Contracts within the Expenditure Limitations Specified in Section PCC 20111 for March 1, 2018 through April 30, 2018

Estimated Time: N/A

Submitted by: Gerardo Castillo, CPA, Chief Business Officer

Approved by: Jorge A. Aguilar, Superintendent

Includes Purchase Orders dated 03/15/2018 - 04/14/2018 ***

PO Number	Vendor Name	Description	Location	Fund	Account Amount
B18-00767	SACRAMENTO CHINESE COMMUNITY	VARIOUS PROGRAM SUPPLIES 2017-18 FY	YOUTH DEVELOPMENT	01	20,000.00
B18-00768	DELTA WIRELESS INC	SERVICE AND PARTS AS NEEDED FOR ELECTRONICS SHOP	FACILITIES MAINTENANCE	01	1,450.00
B18-00769	HUNTERS SERVICES	TREATMENT AND ELIMINATION OF UNDERGROUND PESTS	FACILITIES MAINTENANCE	01	2,500.00
B18-00770	Andrea McFetridge	FEDERAL SHARE 1/26/18 - 1/25/19	SPECIAL EDUCATION DEPARTMENT	01	1,479.00
B18-00771	ANITA JAIN	FEDERAL PROPORTIONMENT 2017-18	SPECIAL EDUCATION DEPARTMENT	01	1,479.00
B18-00772	Deshawana Miller	PARENT MILEAGE REIMBURSEMENT	SPECIAL EDUCATION DEPARTMENT	01	2,200.00
B18-00773	Aqua Perfect LLC	WATER DISPENSER-PARENT PARTICIPATION RESOURCE CNTR	FERN BACON MIDDLE SCHOOL	01	500.00
B18-00774	SIGNATURE REPROGRAPHICS	0139-409 H.W. HARKNESS OUTDOOR-BLUEPRINT SERV	FACILITIES SUPPORT SERVICES	01	100.00
B18-00775	SIGNATURE REPROGRAPHICS	0557-429 SES CTEIG-BLUEPRINTING SERV	CAREER & TECHNICAL PREPARATION	01	250.00
B18-00776	CONTINENTAL ATHLETIC SUPPLY	RECONDITION FOOTBALL UNIFORM	LUTHER BURBANK HIGH SCHOOL	01	5,350.00
B18-00777	AMADOR STAGE LINES INC	LSJ ACADEMY FIELD TRIPS	LUTHER BURBANK HIGH SCHOOL	01	4,500.00
B18-00778	SIGNATURE REPROGRAPHICS	0010-409 AM WINN ASPHALT-BLUEPRINTING SERV	FACILITIES SUPPORT SERVICES	21	100.00
B18-00779	HOME DEPOT	HOME DEPOT - SUPPLIES	PARKWAY ELEMENTARY SCHOOL	01	500.00
B18-00780	BENJAMIN and ALYSON LUNETTA	SETTLEMENT PAYMENT	SPECIAL EDUCATION DEPARTMENT	01	17,625.00
CHB18-00423	U S BANK/SCUSD	SUPPLIES TO ENHANCE CURRICULUM AND PEDAGOGY	C. K. McCLATCHY HIGH SCHOOL	01	3,301.48
CHB18-00424	OFFICE DEPOT	OFFICE DEPOT SUPPLEMENTAL INSTRUCTIONAL SUPPLIES	NICHOLAS ELEMENTARY SCHOOL	01	10,000.00
CHB18-00425	OFFICE DEPOT	CREATED FOR INSTUCTIONAL SUPPLIES	FATHER K.B. KENNY - K-8	01	500.00
CHB18-00426	U S BANK/SCUSD	CAL CARD ACCT 3439 - STMT DATE 2-16-17	RISK MANAGEMENT	01	200.00
CHB18-00427	US BANK - SCUSD CAL CARD	CAL CARD STMT 1-8-18 WELLNESS FAIR 12/31/17	RISK MANAGEMENT	01	467.71
CHB18-00428	OFFICE DEPOT	OFFICE DEPOT - SUPPLEMENTAL INSTRUCTIONAL SUPPLIES	GOLDEN EMPIRE ELEMENTARY	01	2,000.00
CHB18-00429	RAY MORGAN - SCUSD	CANON COPIERS - HIRAM JOHNSON (MAIN)	HIRAM W. JOHNSON HIGH SCHOOL	01	1,441.61

*** See the last page for criteria limiting the report detail.

The preceding Purchase Orders have been issued in accordance with the District's Purchasing Policy and authorization of the Board of Trustees. It is recommended that the preceding Purchase Orders be approved and that payment be authorized upon delivery and acceptance of the items ordered.

ESCAPE ONLINE

Page 1 of 23

Includes Purchase Orders dated 03/15/2018 - 04/14/2018 ***

PO Number	Vendor Name	Description	Location	Fund	Account Amount
CS18-00391	ENVISION EDUCATION, INC DBA EN VISION LEARNING PARTNERS	SERVICE AGREEMENT - ENVISION	ACADEMIC ACHIEVEMENT	01	35,200.00
CS18-00392	CALIFORNIANS FOR JUSTICE EDUCATIONAL FUND	COMMUNITY OUTREACH EVENT AT CKM 3/12/18	YOUTH DEVELOPMENT	01	1,080.00
CS18-00393	CENTER FOR FATHERS & FAMILIES	SPORTS LEAGUE	H.W. HARKNESS ELEMENTARY	01	2,000.00
CS18-00394	THE WRITE TOOLS LLC	TEACHER TRAINING-PREPARING FOR WRITING, STATE TEST	CAMELLIA BASIC ELEMENTARY	01	3,250.00
CS18-00395	ROBERTS FAMILY DEVELOPMENT CTR	FREEDOM SCHOOL SUMMER PROGRAMMING 2018	YOUTH DEVELOPMENT	01	374,493.00
CS18-00396	ROSE FAMILY CREATIVE EMPOWERMENT CENTER	FREEDOM SCHOOL SUMMER PROGRAMMING 2018	YOUTH DEVELOPMENT	01	307,664.00
CS18-00397	VISION 2000 EDUCATIONAL FOUNDATION	VISION 2000 SUMMER INSTITUTE 2018	YOUTH DEVELOPMENT	01	116,621.80
CS18-00398	ESCAPE TECHNOLOGY INC	ESCAPE PROFESSIONAL SERVICES - CUSTOM DEVELOPMENT	INFORMATION SERVICES	01	10,375.00
CS18-00399	MAD SCIENCE OF SACRAMENTO VALLEY	MAD SCIENCE CLASSES	WILLIAM LAND ELEMENTARY	01	11,544.00
CS18-00400	JESSE ARORA STRUCTURED SPORTS DEVELOPMENT	CONTRACT FOR STRUCTURED SPORTS DEVELOPMENT PROGRAM	DAVID LUBIN ELEMENTARY SCHOOL	01	12,078.00
CS18-00401	NEWS & REVIEW ACCTS RECEIVABLE DEPT	DASHBOARD PUBLICATION	COMMUNICATIONS OFFICE	01	14,191.00
CS18-00402	SACRAMENTO CHINESE COMMUNITY	KINDER AFTER SCHOOL PROGRAM	WOODBINE ELEMENTARY SCHOOL	01	6,678.00
CS18-00403	MIDDLEBURY INSTITUTE OF INTERNATIONAL STUDIES	ON CAMPUS TEACHER TRAINING WORKSHOPS	HIRAM W. JOHNSON HIGH SCHOOL	01	12,000.00
CS18-00404	SCHOLARS TUTORING CENTER	SCHOLARS TUTORING CENTER	GEO WASHINGTON CARVER	09	5,940.00
CS18-00405	STORM PROGRAM LLC	STRUCTURED EXTRA CURRICULAR; ALL STUDENTS K-6	JOHN BIDWELL ELEMENTARY	01	6,000.00
CS18-00406	LAURA FISH	LAURA FISH PRESCHOOL TRAINING APRIL 2018	CHILD DEVELOPMENT PROGRAMS	12	4,914.94
CS18-00407	SCI CONSULTING GROUP	LEVY ADMINISTRATION SERVICES	FACILITIES SUPPORT SERVICES	01	13,500.00
CS18-00408	JLSC EDUCATIONAL TOUR BUS INC	2018 COME TOGETHER-JOHN LENNON ED TOUR BUS	INFORMATION SERVICES	01	15,000.00
CS18-00409	NEWS AND REVIEW ACCTS RECEIVABLE DEPT	BUDGET PUBLICATION	COMMUNICATIONS OFFICE	01	21,098.50
CS18-00410	HOFFECKER BURGESS CONSULTING	GEORGE HOFFECKER	GEO WASHINGTON CARVER	09	15,000.00
CS18-00411	SCHOLAR ATHLETES GLOBALLY EMERGING INC	CONSULTING/ SUPPORT- ARCHITECTS OF HOPE	YOUTH DEVELOPMENT	01	10,000.00

*** See the last page for criteria limiting the report detail.

The preceding Purchase Orders have been issued in accordance with the District's Purchasing Policy and authorization of the Board of Trustees. It is recommended that the preceding Purchase Orders be approved and that payment be authorized upon delivery and acceptance of the items ordered.

ESCAPE ONLINE

Page 2 of 23

Includes Purchase Orders dated 03/15/2018 - 04/14/2018 ***

PO Number	Vendor Name	Description	Location	Fund	Account Amount
CS18-00412	CENTER FOR FATHERS & FAMILIES	FAMILY LIT/HEALTH & WELLNESS WORKSHOPS	YOUTH DEVELOPMENT	01	5,000.00
CS18-00413	NAN HAI CO INC	ICHINESE READING PROGRAM	WILLIAM LAND ELEMENTARY	01	5,118.84
CS18-00414	SACRAMENTO COUNTY OFFICE OF ED K12 CURRICULUM & INSTRUCTION	SCOE PROFESSIONAL DEVELOPMENT	WOODBINE ELEMENTARY SCHOOL	01	22,000.00
CS18-00415	SACRAMENTO CHINESE COMMUNITY	SAC CHINESE - AFTER SCHOOL PROGRAM 2	AMERICAN LEGION HIGH SCHOOL	01	6,500.00
CS18-00416	THIRD EYE BISON	N.S. Staff Prof Dev Training	NUTRITION SERVICES DEPARTMENT	13	4,200.00
CS18-00417	FOUNDATION FOR CALIFORNIA COMMUNITY COLLEGES	Service Agreement with CCGI	ACADEMIC OFFICE	01	50,343.00
CS18-00418	DIANE GOETTLICHER	WALDORF SEMINAR FOR TEACHERS PAINTING	AREA ASSITANT SUPERINTENDENTS	01	400.00
CS18-00419	SACRAMENTO COUNTY OFFICE OF ED FINANCIAL SERVICES	STAFF TRAININGS SCOE MOU 17-18	EDWARD KEMBLE ELEMENTARY	01	28,400.00
CS18-00420	CAPITOL TECH SOLUTIONS	CAPITOL TECH SOLUTIONS	CAPITAL CITY SCHOOL	01	2,000.00
CS18-00421	NATIONAL ANALYTICAL LAB INC	0525-409 JOHN F KENNEDY GYM FLOOR-TESTING	FACILITIES SUPPORT SERVICES	01	475.00
CS18-00422	CROWE HORWATH LLP	ANNUAL AUDITING SERVICES, YEAR ENDED 6/30/18	INTERNAL AUDIT	01	101,000.00
CS18-00423	CITY OF REFUGE SACRAMENTO	CITY OF REFUGE SHINE PROGRAM 2017 18	AMERICAN LEGION HIGH SCHOOL	01	5,000.00
CS18-00424	ESCAPE TECHNOLOGY INC	ESCAPE - CUSTOM S/W DEVELOPMENT - CHANGE IN BANK	INFORMATION SERVICES	01	562.50
CS18-00425	READING PARTNERS	Additional tutoring for students below grade level	BRET HARTE ELEMENTARY SCHOOL	01	10,000.00
CS18-00426	CORE INC	2 DAYS FOLLOW UP SIPPS SUPPORT	WOODBINE ELEMENTARY SCHOOL	01	4,620.00
CS18-00427	PEOPLE REACHING OUT	SUPPLEMENTAL PROVIDER 2017-18	YOUTH DEVELOPMENT	01	23,500.00
CS18-00428	FRANKLIN COVEY CLIENT SALES IN C	LEADER IN ME MEMBERSHIP	ELDER CREEK ELEMENTARY SCHOOL	01	10,350.00
CS18-00429	HEIDI BEKEBREDE	FIRST GRADE CERAMICS	MATSUYAMA ELEMENTARY SCHOOL	01	610.00
CS18-00430	INFINITE CAMPUS INC	CUSTOM SERVICE: DATA RESTORE	INFORMATION SERVICES	01	500.00
CS18-00431	CASEY LIPKA	MUSIC APPRECIATION CLASSES	CROCKER/RIVERSIDE ELEMENTARY	01	8,000.00
CS18-00432	UC BERKELEY COLLEGE AND CAREER ACADEMY	CONTRACT - CCASN-SCUSD - CCPT-HIRAM JOHNSON	ACADEMIC ACHIEVEMENT	01	15,000.00
CS18-00433	ATHALIA CHAMBERLAIN	SCHOLARSHIP WORKSHOP-ATHALIA CHAMBERLAIN	INDIAN EDUCATON	01	1,200.00

*** See the last page for criteria limiting the report detail.

The preceding Purchase Orders have been issued in accordance with the District's Purchasing Policy and authorization of the Board of Trustees. It is recommended that the preceding Purchase Orders be approved and that payment be authorized upon delivery and acceptance of the items ordered.

ESCAPE ONLINE

Page 3 of 23

Includes Purchase Orders dated 03/15/2018 - 04/14/2018 ***

PO Number	Vendor Name	Description	Location	Fund	Account Amount
P18-02788	NWN CORPORATION	HP LAPTOP FOR AP	ELDER CREEK ELEMENTARY SCHOOL	01	1,095.89
P18-03035	SCHOLASTIC INC SCHOLASTIC MAGA ZINES	BOOKS FOR THE APPLE BAG (HOME BASE PROGRAM)	CHILD DEVELOPMENT PROGRAMS	12	720.86
P18-03072	APPLE INC	Macbook Air	MULTILINGUAL EDUCATION DEPT.	01	1,107.04
P18-03159	AMAZON CAPITAL SERVICES	TOOL KIT FOR PLANT MANAGER	H.W. HARKNESS ELEMENTARY	01	127.06
P18-03322	SANBORN & ASSOCIATES INC	JCBA - BOOKS FOR CLASSROOM	HIRAM W. JOHNSON HIGH SCHOOL	01	649.50
P18-03386	OFFICE DEPOT	HAND CART FOR ACADEMIC OFFICE	ACADEMIC OFFICE	01	53.61
P18-03568	PROFESSIONAL EDUCATIONAL DISTRICT IBUTORS	COURT REPORTING BOOKS	NEW SKILLS & BUSINESS ED. CTR	11	416.00
P18-03704	TUAN DUONG	CAMERA SCHOOL EVENTS AND DISPLAY OF ACHIEVEMENTS	WILL C. WOOD MIDDLE SCHOOL	01	649.49
P18-03706	US BANK - SCUSD CAL CARD	SUPPLIES FOR PARENT MEETINGS/EVENTS	PARENT ENGAGEMENT	01	51.79
P18-03743	RISO PRODUCTS OF SACRAMENTO	INK/MASTERS EZ RISO	BG CHACON ACADEMY	09	204.73
P18-03744	DEPARTMENT OF GENERAL SERVICES	0525-409 JOHN F KENNEDY GYM FLOOR-DSA START FEES	FACILITIES SUPPORT SERVICES	01	20,700.00
P18-03745	OFFICE DEPOT	AP FILING CABINET	WOODBINE ELEMENTARY SCHOOL	01	64.94
P18-03746	OFFICE DEPOT	CLASSROOM EASEL PADS	WOODBINE ELEMENTARY SCHOOL	01	210.87
P18-03747	OFFICE DEPOT	HIGHLIGHTER ELA CLASS SUPPLIES	ENGINEERING AND SCIENCES HS	01	132.01
P18-03748	OFFICE DEPOT	ENGLISH SUPPLIES - FALL	AMERICAN LEGION HIGH SCHOOL	01	1,404.82
P18-03749	FASTSIGNS ELK GROVE	TREAT AS CONFIRMING	MARTIN L. KING JR ELEMENTARY	01	4,274.72
P18-03751	US BANK - SCUSD CAL CARD	RENEWAL: STUDENT TRACKER HS - 1/1/18 - 12/31/18	RESEARCH & EVALUATION SERVICES	01	3,825.00
P18-03752	OVERDRIVE INC	Electronic Libraby	THE MET	09	1,000.00
P18-03753	HANNIBAL'S CATERING	Staff New Semester Meeting and lunchen	HEALTH PROFESSIONS HIGH SCHOOL	01	899.89
P18-03754	EcoRise Youth Innovations dba EcoRise	MATERIALS AND TRAINING FOR PROJECT GREEN	FACILITIES MAINTENANCE	01	1,790.00
P18-03755	COUNTY OF SACRAMENTO ENVIRONMENTAL MANAGEMENT	REC HEALTH PERMIT SWIMMING POOL ANNUAL FEE	C. K. McCLATCHY HIGH SCHOOL	01	490.00
P18-03756	AMADOR STAGE LINES INC	BUS FOR FIELDTRIP TO CAMELLIA BASIC ELEM.	SUSAN B. ANTHONY ELEMENTARY	01	900.36
P18-03757	MARY ALVAREZ- JETT	JETT REIMBURSEMENT	EDWARD KEMBLE ELEMENTARY	01	1,202.72

*** See the last page for criteria limiting the report detail.

The preceding Purchase Orders have been issued in accordance with the District's Purchasing Policy and authorization of the Board of Trustees. It is recommended that the preceding Purchase Orders be approved and that payment be authorized upon delivery and acceptance of the items ordered.

ESCAPE ONLINE

Page 4 of 23

Includes Purchase Orders dated 03/15/2018 - 04/14/2018 ***

PO Number	Vendor Name	Description	Location	Fund	Account Amount
P18-03758	LUNCH BOX EXPRESS	LUNCH CLASSIFIED NEO 10/27/2017	HUMAN RESOURCE SERVICES	01	653.73
P18-03759	APPLIED LANDSCAPE MAT INC	0010-424 A.M. WINN ECOLANDSCAPING-BARK	FACILITIES SUPPORT SERVICES	25	4,871.25
P18-03760	SAC CITY MIDDLE SCHOOL ATHLETIC LEAGUE	basketball league fees	JOHN H. STILL - K-8	01	1,100.00
P18-03761	PAULA SOLOMON	OAH EVALUATION J.M.	SPECIAL EDUCATION DEPARTMENT	01	6,000.00
P18-03762	PROJECT LEAD THE WAY	PARTICIPATION FEE	HUBERT H BANCROFT ELEMENTARY	01	750.00
P18-03763	EE ATHLETICS LEAGUE	REGISTRATION FEES FOR BASKETBALLTEAM COHEN	ISADOR COHEN ELEMENTARY SCHOOL	01	400.00
P18-03764	JOHNSON CONTROLS INC	0520-418 HIRAM JOHNSON CORE HVAC-CONST SERV	FACILITIES SUPPORT SERVICES	21	13,498.00
P18-03765	HASTIE'S CAPITOL SAND & GRAVEL	JF KENNEDY/BURBANK DIRT FOR BASEBALL FIELDS	FACILITIES MAINTENANCE	01	4,994.22
P18-03766	COUNTY OF SACRAMENTO ENVIRONME NTAL MANAGEMENT	HEALTH PERMIT JFK CULINARY ARTS PRGM	CAREER & TECHNICAL PREPARATION	01	686.00
P18-03767	KOMBAT SOCCER INC	JV SOCCER JERSEYS -UNIFORMS	JOHN F. KENNEDY HIGH SCHOOL	01	503.36
P18-03768	KOMBAT SOCCER INC	SOCCER UNIFORM PRINTING	JOHN F. KENNEDY HIGH SCHOOL	01	433.00
P18-03769	RHIANNON WHITE-ANDREWS	LAPTOP REPAIR	SEQUOIA ELEMENTARY SCHOOL	01	469.00
P18-03770	RUDERMAN AND KNOX LLP	LEGAL FEES FOR SETTLEMENT AGREEMENT	ADMIN-LEGAL COUNSEL	01	9,250.00
P18-03771	ACCO BRANDS USA LLC	GBC LAMINATOR REPAIR	FATHER K.B. KENNY - K-8	01	200.00
P18-03772	DEPARTMENT OF GENERAL SERVICES	0807-418 02-105866 JFK-REOPEN FILE FOR CERT	FACILITIES SUPPORT SERVICES	21	750.00
P18-03773	HASTIE'S CAPITOL SAND AND GRAV EL	DECOMPOSED GRANITE FOR SOFTBALL FIELD	SAM BRANNAN MIDDLE SCHOOL	01	446.61
P18-03774	GARRETT KIRKLAND	KIRKLAND - REIMB - REVIVE THE PRIDE	HIRAM W. JOHNSON HIGH SCHOOL	01	328.12
P18-03775	MSI- MECHANICAL SYSTEMS	0520-418 HIRAM JOHNSON CORE HVAC-HVAC UNIT	FACILITIES SUPPORT SERVICES	21	7,370.00
P18-03776	ELLIS BUEHLER MAKUS LLP	LEGAL SERVICES	ADMIN-LEGAL COUNSEL	01	8,301.00
P18-03777	American Floor Mats	CUSTOM SCHOOL AREA RUGS FOR OFFICE	JOHN BIDWELL ELEMENTARY	01	3,507.24
P18-03778	DOWNEY BRAND LLP	LEGAL SERVICES	ADMIN-LEGAL COUNSEL	01	9,395.20
P18-03779	CORDOVA HIGH SCHOOL FOREIGN LA NGUAGE DEPT	WOOD FOR PICNIC TABLES AND CHICKEN COOP	A. M. WINN - K-8	01	3,814.35
P18-03780	INTERNATIONAL BACCALAUREATE	IB EXAM FEE 2017-2018	LUTHER BURBANK HIGH SCHOOL	01	129,741.00
P18-03781	SACRAMENTO BEE SUBSCRIPTION AC COUNTING	FACILITIES JOB ADVERTISEMENT	FACILITIES MAINTENANCE	01	557.00
P18-03782	MSI- MECHANICAL SYSTEMS	0122-401 FRUITRIDGE HEAT PUMP-REPLAC HEAT PUMPS	FACILITIES MAINTENANCE	21	14,640.00

*** See the last page for criteria limiting the report detail.

The preceding Purchase Orders have been issued in accordance with the District's Purchasing Policy and authorization of the Board of Trustees. It is recommended that the preceding Purchase Orders be approved and that payment be authorized upon delivery and acceptance of the items ordered.

ESCAPE ONLINE

Page 5 of 23

Includes Purchase Orders dated 03/15/2018 - 04/14/2018 ***

PO Number	Vendor Name	Description	Location	Fund	Account Amount
P18-03783	ELIZABETH VILLANUEVA	FOOD FOR DREAMERS COLLEGE TOUR - UC BERKELEY	LUTHER BURBANK HIGH SCHOOL	01	401.35
P18-03784	KNOX COMPANY	PADLOCKS PER FIRE MARSHALL (PURCHASING)	BUILDINGS & GROUNDS/OPERATIONS	01	321.52
P18-03785	CITY OF SACRAMENTO REVENUE DIVISION	YOUTH SOCCER MARCH 1 2018	ENGINEERING AND SCIENCES HS	01	27.00
P18-03786	TRIMARK ECONOMY RESTAURANT FIXTURES	FOOD PROCESSOR FOR WEST CAMPUS KITCHEN	NUTRITION SERVICES DEPARTMENT	13	1,266.53
P18-03787	TRIMARK ECONOMY RESTAURANT FIXTURES	FOOD WARMERS FOR JFK HS KITCHEN	NUTRITION SERVICES DEPARTMENT	13	3,965.20
P18-03788	US BANK - SCUSD CAL CARD	AMTRAK-FIELD TRIP TO S. FRANCISCO	LUTHER BURBANK HIGH SCHOOL	01	2,200.00
P18-03789	US BANK - SCUSD CAL CARD	LIVESTREAM HARDWARE FOR BOARD AND COMMUNITY MTGS	INFORMATION SERVICES	01	13,699.29
P18-03790	US BANK - SCUSD CAL CARD	COLLEGE GOING/INTERSHIP FIELDTRIP	HIRAM W. JOHNSON HIGH SCHOOL	01	68.00
P18-03791	SIERRA NEVADA JOURNEYS SOUTHSIDE SCHOOL ANNEX	FIELD TRIP TO SIERRA NEVADA JOURNEY 4TH GRADE	BG CHACON ACADEMY	09	540.00
P18-03792	STATE WATER RESOURCES CONTROL BOARD	0570-416 AMER LEGION CORE ACADEMIC-SWRCB	FACILITIES SUPPORT SERVICES	21	484.00
P18-03793	Jeff or Tina Bennett	FEDERAL PROPORTIONMENT 2016-17	SPECIAL EDUCATION DEPARTMENT	01	1,020.00
P18-03794	WESTERN PSYCHOLOGICAL SERVICES	ADOS TRAINING MTRLS	SPECIAL EDUCATION DEPARTMENT	01	1,357.45
P18-03795	KENDRICK BOILER WORKS INC	BOILER TESTING, VARIOUS SITES - HVAC SHOP	FACILITIES MAINTENANCE	01	13,950.00
P18-03796	REFRIGERATION SUPPLIES DIST IN	SERNA MTRL'S NEEDED TO FAILING HVAC UNITS	FACILITIES MAINTENANCE	01	12,396.49
P18-03797	REFRIGERATION SUPPLIES DIST IN	SAC HIGH MTRL'S NEEDED TO FAILING HVAC UNITS	FACILITIES MAINTENANCE	01	2,287.37
P18-03798	STATE WATER RESOURCES CONTROL BOARD	0810-428 NUTRITION SERV CNTR-SWRCB FEES	FACILITIES SUPPORT SERVICES	21	526.00
P18-03799	STATE WATER RESOURCES CONTROL BOARD	0844-428 TRANSP SERV RELOC-SWRCB FEES	FACILITIES SUPPORT SERVICES	21	610.00
P18-03800	HARLAND TECHNOLOGY SERVICES	MAINTENANCE SERVICES FOR SCANTRON MACHINE RENEWAL	ROSEMONT HIGH SCHOOL	01	766.00
P18-03801	CORY JONES	REIMB PRINCIPAL FOR SUPPL CLSRM BOOKS	EARL WARREN ELEMENTARY SCHOOL	01	397.10
P18-03802	UC REGENTS CPER	FOOD ON BERKELEY FIELD TRIP - COOP	SUTTER MIDDLE SCHOOL	01	1,500.00
P18-03803	ALL WEST COACHLINES INC	COLLEGE VISIT-CHICO STATE	ROSEMONT HIGH SCHOOL	01	1,152.00
P18-03804	ERNEST PACKAGING SOLUTIONS	Boxes for K-12 Lib/Curriculum Warehouse Move	LIBRARY/TEXTBOOK SERVICES	01	892.61
P18-03805	THE REGENTS OF THE U.C. CASHIERS OFFICE	FIELD TRIP BF-12 & BF-16 UC DAVIS	BG CHACON ACADEMY	09	150.00

*** See the last page for criteria limiting the report detail.

The preceding Purchase Orders have been issued in accordance with the District's Purchasing Policy and authorization of the Board of Trustees. It is recommended that the preceding Purchase Orders be approved and that payment be authorized upon delivery and acceptance of the items ordered.

ESCAPE ONLINE

Page 6 of 23

Includes Purchase Orders dated 03/15/2018 - 04/14/2018 ***

PO Number	Vendor Name	Description	Location	Fund	Account Amount
P18-03806	OUT OF THE SHELL YANGS 5TH TASTE	6432 MANDARIN CHICKEN 5/25/2018	NUTRITION SERVICES DEPARTMENT	13	9,782.85
P18-03807	FARMINGTON FRESH	6551 FRESH SLICED APPLES 3/16/2018	NUTRITION SERVICES DEPARTMENT	13	11,927.50
P18-03808	FOOD 4 THOUGHT LLC	6552 FRESH TANGELOS 4/19/2018	NUTRITION SERVICES DEPARTMENT	13	5,887.50
P18-03809	THE CREST THEATRE	CONFIRMING GRAD FACILITY RENTAL CONTRACT	KIT CARSON INTL ACADEMY	01	2,100.00
P18-03810	PAPER DIRECT	AWARDS PAPER	JOHN D SLOAT BASIC ELEMENTARY	01	515.06
P18-03811	MINORS IN NEED OF RESETTLEMENT	HMONG CAMP CALENDARS	SUSAN B. ANTHONY ELEMENTARY	01	2,526.56
P18-03812	CALIFORNIA DEPT OF EDUCATION ACCOUNTING OFFICE	LRNG FOUNDTN V2 & CURRI FRAMEWORK V3 - LAURIE&DORS	CHILD DEVELOPMENT PROGRAMS	12	2,016.92
P18-03813	M-F ATHLECTIC COMPANY INC	BATONS FOR TRACK	SUTTER MIDDLE SCHOOL	01	41.34
P18-03814	HMONG ABC	HMONG BOOKS FOR CLASSROOMS	SUSAN B. ANTHONY ELEMENTARY	01	3,505.32
P18-03815	S&S WORLDWIDE INC	PLAYGROUND EQUIPMENT	JOHN D SLOAT BASIC ELEMENTARY	01	186.10
P18-03816	C-STEM FINANCE OFFICER UC DAVIS C-STEM CENTER	ROBO PLAY REGISTRATION	ALBERT EINSTEIN MIDDLE SCHOOL	01	1,280.00
P18-03817	RIVER CITY THEATRE CO	ADMISSION FOR PLAY / KINDERGARTEN	H.W. HARKNESS ELEMENTARY	01	413.00
P18-03818	BENCHMARK EDUCATION COMPANY	BENCHMARK ORDER	WOODBINE ELEMENTARY SCHOOL	01	8,387.21
P18-03819	RJ COOPER AND ASSOCIATES	IPAD CASES (REHFELD)	SP ED - TECHNOLOGIST	01	506.59
P18-03820	SCHOLASTIC INC	BOOKS FOR 3RD GRADE / ROBERTS	H.W. HARKNESS ELEMENTARY	01	380.81
P18-03821	FOLLETT SCHOOL SOLUTIONS	H.W. Harkness Library 2018	LIBRARY SERVICES	01	12,154.36
P18-03822	OFFICE DEPOT	ROOM 1 PRINTER	WOODBINE ELEMENTARY SCHOOL	01	442.19
P18-03823	SKIPS MUSIC INC	SKIP'S MUSIC	SUSAN B. ANTHONY ELEMENTARY	01	1,144.66
P18-03824	SCHOOL SPECIALTY EDUCATION DAN A MCADAMS TERRITORY MGR	STUDENTS BRUSHES AND PAINT FOR ART CLASS	WASHINGTON ELEMENTARY SCHOOL	01	253.02
P18-03825	US BANK - SCUSD CAL CARD	RM 14 CLASSROOM TEACHER SUPP-TARGET	JOHN D SLOAT BASIC ELEMENTARY	01	119.10
P18-03826	ZYTECH SOLUTIONS INC	Chromebook Repair	NEW TECH	09	125.00
P18-03827	CDW-G	DOCUMENT CAMERA FOR CLASSROOM	ROSEMONT HIGH SCHOOL	01	1,080.34
P18-03828	CDW-G	SOFTWARE - ADMINISTRATIVE SUPPLIES	CHARLES A. JONES SKILLS CENTER	11	80.33
P18-03829	AAA GARMENT LETTERING	UNIFORM SHIRTS FOR WAREHOUSE DRIVERS	NUTRITION SERVICES DEPARTMENT	01	1,726.24

*** See the last page for criteria limiting the report detail.

The preceding Purchase Orders have been issued in accordance with the District's Purchasing Policy and authorization of the Board of Trustees. It is recommended that the preceding Purchase Orders be approved and that payment be authorized upon delivery and acceptance of the items ordered.

ESCAPE ONLINE

Page 7 of 23

Includes Purchase Orders dated 03/15/2018 - 04/14/2018 ***

PO Number	Vendor Name	Description	Location	Fund	Account Amount
P18-03830	BRAINPOP	BRAINPOP JR. FOR KINDER MS. MICHEL'S CLASS	H.W. HARKNESS ELEMENTARY	01	175.00
P18-03831	BRAINPOP	BRAINPOP SUBSCRIPTION-READ 180	FERN BACON MIDDLE SCHOOL	01	690.00
P18-03832	CROWN LIFT TRUCKS	Hand Pallet Truck for Library Services	ACADEMIC OFFICE	01	430.92
P18-03833	CDW-G	DOCUMENT CAMERA FOR CLASSROOM USE	EARL WARREN ELEMENTARY SCHOOL	01	358.56
P18-03834	CDW-G	LASER PRINTER & CARE PACK SUPPORT	DEPUTY SUPERINTENDENT	01	664.04
P18-03835	ALL WEST COACHLINES INC	TRANSPORTATION FOR CJA FOR 3-7-18	JOHN F. KENNEDY HIGH SCHOOL	01	1,404.00
P18-03836	OPEN ROAD INTEGRATED MEDIA, IN C.	READING BOOKS FOR ELA DEPARTMENT	WILL C. WOOD MIDDLE SCHOOL	01	3,155.14
P18-03837	FOLLETT SCHOOL SOLUTIONS	LIBRARY - SRCF GRANT	KIT CARSON INTL ACADEMY	01	776.14
P18-03838	FOLLETT SCHOOL SOLUTIONS	LIBRARY 2017-2018	KIT CARSON INTL ACADEMY	01	2,073.29
P18-03839	SCHOOLS IN LLC	HEADPHONES FOR CHROMEBOOKS-SUPPLEMENTAL MATERIALS	FERN BACON MIDDLE SCHOOL	01	838.00
P18-03840	SCHOLASTIC INC	PURCHASED SCHOLASTIC NEWS FOR PRIMARY GRADES	CALEB GREENWOOD ELEMENTARY	01	1,571.79
P18-03841	GOPHER SPORTS	EQUIPMENT FOR PE-SUPPLEMENTAL MATERIALS	FERN BACON MIDDLE SCHOOL	01	915.70
P18-03842	DICK BLICK CUSTOMER #12751501	ROLLER DISPENSER/HMS/HIRAM/TCE/BLIC	ACADEMIC ACHIEVEMENT	01	340.61
P18-03843	AMADOR STAGE LINES INC	FIELDTRIP JERRY HUANG @ SNTHS- APR 6, SCC	CAREER & TECHNICAL PREPARATION	01	636.71
P18-03844	ALL WEST COACHLINES INC	ALL WEST BUSES FOR ASHLAND - ZARATE	SUTTER MIDDLE SCHOOL	01	4,470.29
P18-03845	CDW GOVERNMENT	TV FOR ROOM 20	JOHN D SLOAT BASIC ELEMENTARY	01	92.76
P18-03846	NWN CORPORATION	TECHNOLOGY FOR CLASSROOM	HIRAM W. JOHNSON HIGH SCHOOL	01	2,946.11
P18-03847	RAPID INFORMATION DESTRUCTION SERVICES	SERNA CLEAN UP DAYS - SUMMER 2018	BUSINESS SERVICES	01	1,035.00
P18-03848	RAPID INFORMATION DESTRUCTION SERVICES	RECORDS REVIEW & PURGE AT WAREHOUSE ON REDDING AV	BUSINESS SERVICES	01	1,595.00
P18-03849	CDW-G	CLASSROOM PROJECTORS	ALBERT EINSTEIN MIDDLE SCHOOL	01	4,764.08
P18-03850	AMAZON CAPITAL SERVICES	PURCHASE OF THERAPEUTIC ITEMS FOR SCHOOL COUNSELOR	SUCCESS ACADEMY	01	289.01
P18-03851	AMAZON CAPITAL SERVICES	PRIVACY PARTITIONS ETC / KINDER/ ELDRED	H.W. HARKNESS ELEMENTARY	01	300.10

*** See the last page for criteria limiting the report detail.

The preceding Purchase Orders have been issued in accordance with the District's Purchasing Policy and authorization of the Board of Trustees. It is recommended that the preceding Purchase Orders be approved and that payment be authorized upon delivery and acceptance of the items ordered.

ESCAPE ONLINE

Page 8 of 23

Includes Purchase Orders dated 03/15/2018 - 04/14/2018 ***

PO Number	Vendor Name	Description	Location	Fund	Account Amount
P18-03852	NWN CORPORATION	CLASSROOM COMPUTER MONITORS TECHNOLOGY	SUSAN B. ANTHONY ELEMENTARY	01	1,136.81
P18-03853	CDW-G C/O PAT HEIN	VM WARE FOR AP'S MACBOOK	ELDER CREEK ELEMENTARY SCHOOL	01	87.89
P18-03854	MCMASTER CARR SUPPLY CO	ROBOTICS SITE COUNSEL CLASS SUPPLIES	ENGINEERING AND SCIENCES HS	01	538.32
P18-03855	US BANK - SCUSD CAL CARD	STUDENT INCENTIVE	ENGINEERING AND SCIENCES HS	01	205.66
P18-03856	HD BALLOONS & PARTY SUPPLY	BALLOONS FOR CULMINATING EVENT	PARENT ENGAGEMENT	01	75.19
P18-03857	SARGENT BRANDING, INC	SOCIAL MEDIA BRANDING FOR PBIS	HIRAM W. JOHNSON HIGH SCHOOL	01	350.00
P18-03858	DELTA WIRELESS INC	RUSH-MOTOROLA 2 WAY RADIOS FOR CAMPUS SECURITY	FERN BACON MIDDLE SCHOOL	01	2,005.15
P18-03859	LIFETOUCH NSS ACCTS RECEIVABLE	YEARBOOKS	ROSA PARKS MIDDLE SCHOOL	01	825.00
P18-03860	ALL WEST COACHLINES INC	SACRAMENTO STATE FIELD TRIP TRANSPORTATION	ENGINEERING AND SCIENCES HS	01	2,707.20
P18-03861	AMAZON CAPITAL SERVICES	6TH GRADE MICROSCOPE ORDER	PETER BURNETT ELEMENTARY	01	625.29
P18-03862	AMADOR STAGE LINES INC	TRANSPORTATION/ELEM. SCHOOLS/ROBOTICS COMP.	ACADEMIC ACHIEVEMENT	01	2,172.16
P18-03863	BATTERIES PLUS	BATTERIES WALKIE TALKIES	CAROLINE WENZEL ELEMENTARY	01	80.81
P18-03864	BRIGHT WHITE PAPER CO	COLD LAMINATE- SPANISH DEPT INSTRUCT SUPPLIES	KIT CARSON INTL ACADEMY	01	700.44
P18-03865	SACRAMENTO THEATRE CO c/o EDUC ATION PROGRAM	SACRAMENTO THEATRE COMPANY	GEO WASHINGTON CARVER	09	3,000.00
P18-03866	OFFICE DEPOT	COMPACT PHOTO PRINTER & PAPER	HIRAM W. JOHNSON HIGH SCHOOL	01	205.97
P18-03867	PATRICK VANG	HMONG BOOKS	LUTHER BURBANK HIGH SCHOOL	01	779.40
P18-03868	US BANK - SCUSD CAL CARD	CA ACADEMY OF SCIENCE ON 5/03/18	H.W. HARKNESS ELEMENTARY	01	597.00
P18-03869	DEMCO INC	TREAT AS CONFIRMING	MARTIN L. KING JR ELEMENTARY	01	275.95
P18-03870	US BANK - SCUSD CAL CARD	SAFETYVILLE ADMISSION 4/24/18 EARLY KINDER	H.W. HARKNESS ELEMENTARY	01	96.00
P18-03872	N GLANTZ AND SON	SIGNS FOR RULES & SAFETY IN NEW FIELDS	C. K. McCLATCHY HIGH SCHOOL	01	1,241.80
P18-03873	SUPPLY WORKS	AFTER SCHOOL CUSTODIAL SUPPLIES	SAM BRANNAN MIDDLE SCHOOL	01	985.13
P18-03874	SUPPLY WORKS	ESY SUPPLIES (BWL GRN)	SPECIAL EDUCATION DEPARTMENT	01	2,294.21
P18-03875	SUPPLY WORKS	CUSTODIAL SUPPLIES	OAK RIDGE ELEMENTARY SCHOOL	01	519.98
P18-03876	SUPPLY WORKS	EARLY HEADSTART/PRESCHOOL CUSTODIAL SUPPLIES	JOHN D SLOAT BASIC ELEMENTARY	01	302.67

*** See the last page for criteria limiting the report detail.

The preceding Purchase Orders have been issued in accordance with the District's Purchasing Policy and authorization of the Board of Trustees. It is recommended that the preceding Purchase Orders be approved and that payment be authorized upon delivery and acceptance of the items ordered.

ESCAPE ONLINE

Page 9 of 23

Includes Purchase Orders dated 03/15/2018 - 04/14/2018 ***

PO Number	Vendor Name	Description	Location	Fund	Account Amount
P18-03877	SUPPLY WORKS	CUSTODIAL SUPPLIES	LUTHER BURBANK HIGH SCHOOL	01	1,868.67
P18-03878	SUPPLY WORKS	CUSTODIAN SUPPLIES	ROSEMONT HIGH SCHOOL	01	7,678.09
P18-03879	SUPPLY WORKS	ESY SUPPLIES (JOHN MORSE)	SPECIAL EDUCATION DEPARTMENT	01	342.04
P18-03880	SUPPLY WORKS	AFTER SCHOOL CUSTODIAL SUPPLIES	KIT CARSON INTL ACADEMY	01	793.33
P18-03881	SUPPLY WORKS	TREAT AS CONFIRMING	MARTIN L. KING JR ELEMENTARY	01	183.05
P18-03882	SUPPLY WORKS	AFTER SCHOOL CUSTODIAL SUPPLIES	ALBERT EINSTEIN MIDDLE SCHOOL	01	990.16
P18-03883	NETOP TECH INC	SOFTWARE FOR CLASSROOM MANAGEMENT	LUTHER BURBANK HIGH SCHOOL	01	527.18
P18-03884	HUBERT COMPANY LLC	VINYL DISH APRONS FOR HJ KITCHEN	NUTRITION SERVICES DEPARTMENT	13	79.03
P18-03885	DON LEE FARMS	6554 PANCAKE PUPS 4/19/2018	NUTRITION SERVICES DEPARTMENT	13	15,128.64
P18-03886	QUAGWIRE TECHNOLOGIES LLC	FIBER OPTIC CABLES	INFORMATION SERVICES	01	516.42
P18-03887	DWIGHT TAYLOR SR	BACKDROP FOR PBIS DIGITAL MEDIA	HIRAM W. JOHNSON HIGH SCHOOL	01	212.39
P18-03888	JUNIOR LIBRARY GUILD	SUPPLEMENTAL SUPPLIES SUPPORT & ENHANCE CURRICULUM	C. K. McCLATCHY HIGH SCHOOL	01	2,961.61
P18-03890	TRIMARK ECONOMY RESTAURANT FIX TURES	GRILL PLATES FOR COMBI OVEN	NUTRITION SERVICES DEPARTMENT	13	1,451.09
P18-03891	SKILLS USA CALIFORNIA	LAW ACAD - CA LEADERSHIP SKILLS CONF	HIRAM W. JOHNSON HIGH SCHOOL	01	640.00
P18-03892	COLLEGIATE DESIGNS	SHIRTS FOR ROBOTICS PARTICIPANTS	EARL WARREN ELEMENTARY SCHOOL	01	457.74
P18-03893	OFFICE DEPOT	Medical Science 11 Classroom Materials	HEALTH PROFESSIONS HIGH SCHOOL	01	453.62
P18-03894	FOLLETT SCHOOL SOLUTIONS	PURCHASING BOOKS TO SUPPORT STUDENT READING	CALIFORNIA MIDDLE SCHOOL	01	1,105.71
P18-03895	DICK BLICK CUSTOMER #12751501	Art Classroom Student Supplies	CALIFORNIA MIDDLE SCHOOL	01	62.43
P18-03896	DEMCO INC	LABEL PROTECTORS FOR LIBRARY BOOKS	WILL C. WOOD MIDDLE SCHOOL	01	65.11
P18-03897	DEMCO INC	DEMCO	LEATAATA FLOYD ELEMENTARY	01	133.82
P18-03898	STONEWARE INC	PURCHASE OF SOFTWARE LICENSE	SUCCESS ACADEMY	01	1,140.00
P18-03899	RENAISSANCE LEARNING, INC	RENEWAL SUBSCRIPTION FOR READING PROGRAM	CALIFORNIA MIDDLE SCHOOL	01	6,484.90
P18-03900	OFFICE DEPOT	HEADPHONES FOR TESTING PURPOSES	HOLLYWOOD PARK ELEMENTARY	01	1,341.22
P18-03901	OFFICE DEPOT	PRINTER FOR CLASSROOM	SUTTERVILLE ELEMENTARY SCHOOL	01	121.77

*** See the last page for criteria limiting the report detail.

The preceding Purchase Orders have been issued in accordance with the District's Purchasing Policy and authorization of the Board of Trustees. It is recommended that the preceding Purchase Orders be approved and that payment be authorized upon delivery and acceptance of the items ordered.

ESCAPE ONLINE

Page 10 of 23

Includes Purchase Orders dated 03/15/2018 - 04/14/2018 ***

PO Number	Vendor Name	Description	Location	Fund	Account Amount
P18-03902	ENCYCLOPEDIA BRITANNICA EDUCATION CORPORATION	RENEWAL OF BRITANNICA ONLINE SCHOOL EDITION	CALEB GREENWOOD ELEMENTARY	01	750.00
P18-03903	REALLY GOOD STUFF	KINDER MAGNETIC WANDS	PETER BURNETT ELEMENTARY	01	115.77
P18-03904	SUPPLY WORKS	AFTER SCHOOL CUSTODIAL SUPPLIES	H.W. HARKNESS ELEMENTARY	01	1,030.68
P18-03905	SUPPLY WORKS	CUSTODIAL SUPPLIES / PRESCHOOL	H.W. HARKNESS ELEMENTARY	01	297.69
P18-03906	NWN CORPORATION	INTERNAL AUDIT TECHNOLOGY- HP ELITE FOR K. WIKER	INTERNAL AUDIT	01	1,891.28
P18-03907	NWN CORPORATION	ADDITIONAL CHARGING CARTS	JOHN D SLOAT BASIC ELEMENTARY	01	3,051.63
P18-03908	NWN CORPORATION	LCD PROJECTOR FOR CLASSROOM-HENRIKSON	SUTTER MIDDLE SCHOOL	01	1,123.64
P18-03909	NWN CORPORATION	(3) HP PROBOOK 446 G5 NOTEBOOKS	ALICE BIRNEY WALDORF - K-8	01	3,287.67
P18-03910	AMAZON CAPITAL SERVICES	CLASSROOM MICROPHONES OR NEW COMPUTERS	SUSAN B. ANTHONY ELEMENTARY	01	530.40
P18-03911	RISO PRODUCTS OF SACRAMENTO	RISO COPIER SUPPLIES	ROSEMONT HIGH SCHOOL	01	372.82
P18-03912	AMAZON CAPITAL SERVICES	HEADPHONES	BOWLING GREEN ELEMENTARY	09	170.83
P18-03913	RISO PRODUCTS OF SACRAMENTO	FY 17/18 Riso Maintenance Agreement	PHOEBE A HEARST BASIC ELEM.	01	469.00
P18-03914	DEL PASO PIPE AND STEEL	Fence and Gate Materials	CALIFORNIA MIDDLE SCHOOL	01	400.96
P18-03915	KELLY MOORE PAINT COMPANY ACCOUNTS RECEIVABLE	Fence and Gate Materials	CALIFORNIA MIDDLE SCHOOL	01	498.06
P18-03916	CDW-G	SOFTWARE	CESAR CHAVEZ INTERMEDIATE	01	87.89
P18-03918	US BANK - SCUSD CAL CARD	LIFEGUARD SUPPLIES	HIRAM W. JOHNSON HIGH SCHOOL	01	625.25
P18-03919	RISO PRODUCTS OF SACRAMENTO	Copy Machine Supplies	CALIFORNIA MIDDLE SCHOOL	01	1,028.38
P18-03920	PEACEFUL VALLEY FARM SUPPLY	GARDEN/SPADING FORKS TOOLS- AG PRGMS	CAREER & TECHNICAL PREPARATION	01	425.87
P18-03921	CDW-G C/O PAT HEIN	LCD PROJ & DOC CAMS	KIT CARSON INTL ACADEMY	01	2,631.99
P18-03922	SILVERADO STAGES INC	HMS - FIELD TRIP	HIRAM W. JOHNSON HIGH SCHOOL	01	1,161.50
P18-03923	SCHOOL DATEBOOKS, INC	SCHOOL DATEBOOKS FOR STUDENTS-SUPP. MATERIALS	FERN BACON MIDDLE SCHOOL	01	3,134.54
P18-03924	MOORE MEDICAL CORP ACCT 171864 7	NURSE SUPPLIES	ROSEMONT HIGH SCHOOL	01	210.75
P18-03925	SCHOOL SPECIALTY EDUCATION DAN A MCADAMS TERRITORY MGR	SCHOOL SPECIALTY	O. W. ERLEWINE ELEMENTARY	01	155.20

*** See the last page for criteria limiting the report detail.

The preceding Purchase Orders have been issued in accordance with the District's Purchasing Policy and authorization of the Board of Trustees. It is recommended that the preceding Purchase Orders be approved and that payment be authorized upon delivery and acceptance of the items ordered.

ESCAPE ONLINE

Page 11 of 23

Includes Purchase Orders dated 03/15/2018 - 04/14/2018 ***

PO Number	Vendor Name	Description	Location	Fund	Account Amount
P18-03926	LAKESHORE LEARNING CORP ATTENTION: JON BELL	AP ORDER LAKESHORE	WOODBINE ELEMENTARY SCHOOL	01	328.90
P18-03927	US BANK - SCUSD CAL CARD	YARD DUTY SUPPLIES	SUSAN B. ANTHONY ELEMENTARY	01	40.59
P18-03928	DELTA WIRELESS INC	Delta Wireless, Motorola 2way radio CP200D Package	HEALTH PROFESSIONS HIGH SCHOOL	01	2,007.23
P18-03929	DELTA WIRELESS INC	PURCHASE WALKIE TALKIE SCHOOL CLASS, PRINCIPAL	ISADOR COHEN ELEMENTARY SCHOOL	01	1,644.35
P18-03930	BRITE INC/ US MARKERBOARD	PEREZ - OUTDOOR DISPLAY	HIRAM W. JOHNSON HIGH SCHOOL	01	1,055.98
P18-03931	MICHAEL'S TRANSPORTATION	TRANSPORTATION FOR FIELD TRIP - DROTTS/FRY	JOHN F. KENNEDY HIGH SCHOOL	01	1,018.25
P18-03932	APPLE INC	IPAD FOR PRE-K PROGRAM	SPECIAL EDUCATION DEPARTMENT	01	141.22
P18-03933	WESTERN PSYCHOLOGICAL SERVICES	CAAP-2 KIT & COMPONENTS	SPECIAL EDUCATION DEPARTMENT	01	702.55
P18-03934	OWLPELLETS.COM ROBERT YOUNT	OWL PELLETS FOR SCI PROJECT-SUPPLEMENTAL MATERIALS	FERN BACON MIDDLE SCHOOL	01	314.66
P18-03935	LAKESHORE LEARNING CORP ATTENTION: JON BELL	BOOK LAKESHORE-MATH MANIPULATIVES	PARKWAY ELEMENTARY SCHOOL	01	121.47
P18-03936	PROGRESSIVE BUSINESS PUBLICATIONS	SUPERVISORS SAFETY BULLETIN SUBSCRIPTION	RISK MANAGEMENT	01	295.00
P18-03937	LAKESHORE LEARNING CORP ATTENTION: JON BELL	STUDENT LEARNING TABLES	JOHN BIDWELL ELEMENTARY	01	991.57
P18-03938	SCHOOL SPECIALTY EDUCATION DAN A MCADAMS TERRITORY MGR	MANUAL COLLATOR FOR OFFICE & TEACHERS	H.W. HARKNESS ELEMENTARY	01	96.74
P18-03939	PATON GROUP	ROLAND TRUEVIS FORMAT PRINTER-HJHS	CAREER & TECHNICAL PREPARATION	01	14,672.86
P18-03940	AMADOR STAGE LINES INC	JCBA - FIELD TRIP TO SAC CITY COLLEGE	HIRAM W. JOHNSON HIGH SCHOOL	01	735.70
P18-03941	NASCO	REFERENCE P17-03481 - BAL DUE	HIRAM W. JOHNSON HIGH SCHOOL	01	233.73
P18-03942	ALL WEST COACHLINES INC	BUS FOR BERKELEY TRIP-COOPERMAN	SUTTER MIDDLE SCHOOL	01	5,129.40
P18-03943	SCHOOL DATEBOOKS, INC	For Parents and student classroom communication	HEALTH PROFESSIONS HIGH SCHOOL	01	617.72
P18-03944	STENOGRAPH CORPORATION	INSTRUCTIONAL SUPPLIES COURT REPORTING	NEW SKILLS & BUSINESS ED. CTR	11	3,031.00
P18-03945	PATON GROUP	UNIVERSAL LASER VLS3.50 - STAFFORD @RHS	CAREER & TECHNICAL PREPARATION	01	19,532.55
P18-03946	AMAZON CAPITAL SERVICES	Hand wipes	MARK TWAIN ELEMENTARY SCHOOL	01	65.76
P18-03947	AMAZON CAPITAL SERVICES	Air Hockey Table - positive achievement recognition	EARL WARREN ELEMENTARY SCHOOL	01	964.00

*** See the last page for criteria limiting the report detail.

The preceding Purchase Orders have been issued in accordance with the District's Purchasing Policy and authorization of the Board of Trustees. It is recommended that the preceding Purchase Orders be approved and that payment be authorized upon delivery and acceptance of the items ordered.

ESCAPE ONLINE

Page 12 of 23

Includes Purchase Orders dated 03/15/2018 - 04/14/2018 ***

PO Number	Vendor Name	Description	Location	Fund	Account Amount
P18-03948	SCHOOL SPECIALTY EDUCATION DAN A MCADAMS TERRITORY MGR	MAGNETS & FARM KIT FOR KINDER SCIENCE	PETER BURNETT ELEMENTARY	01	424.87
P18-03949	PITNEY BOWES INC	PURCHASE POWER	NICHOLAS ELEMENTARY SCHOOL	01	20.87
P18-03950	OFFICE DEPOT	Office use carts and Printer	ACADEMIC OFFICE	01	188.73
P18-03951	OFFICE DEPOT	School Ink Stamp for Books	CAPITAL CITY SCHOOL	01	42.10
P18-03952	BOOKS EN MORE	PRINT READING CONDTRUCTION BOOKS-WATSON	CAREER & TECHNICAL PREPARATION	01	2,033.44
P18-03953	COLLEGE BOARD	PSAT - OCT 11, 2017 - CONFIRMING COMPLETED ORDER	LUTHER BURBANK HIGH SCHOOL	01	2,128.00
P18-03954	HARTMAN PUBLISHING	CNA/FOR CLASSROOM USE	NEW SKILLS & BUSINESS ED. CTR	11	77.63
P18-03955	EAI EDUCATION	CALCULATORS TO INCREASE PROFICIENCY IN MATH	C. K. McCLATCHY HIGH SCHOOL	01	16,534.38
P18-03956	B STREET THEATRE	B STREET THEATRE	WOODBINE ELEMENTARY SCHOOL	01	588.00
P18-03957	FARMINGTON FRESH	6556 FRESH SLICED APPLES 3/27/2018	NUTRITION SERVICES DEPARTMENT	13	10,815.00
P18-03958	AMAZON CAPITAL SERVICES	HEADPHONES / KINDER / MS. ELRED	H.W. HARKNESS ELEMENTARY	01	745.56
P18-03959	HOME CAMPUS CARTY WEB STRATEGI ES	SOFTWARE LICENSE	LUTHER BURBANK HIGH SCHOOL	01	968.84
P18-03960	AMAZON CAPITAL SERVICES	EXTERNAL CD/DVD DRIVE / MICHEL / KINDER	H.W. HARKNESS ELEMENTARY	01	34.10
P18-03961	ALL WEST COACHLINES INC	U.C BERKELEY	ENGINEERING AND SCIENCES HS	01	2,457.60
P18-03962	GOODHEART-WILLCOX PUBLISHER	JCBA ACADEMY CURRICULUM	HIRAM W. JOHNSON HIGH SCHOOL	01	7,015.50
P18-03963	DELTA EDUCATION	FOSS SCIENCE KITS	NICHOLAS ELEMENTARY SCHOOL	01	24,777.49
P18-03964	CENTER FOR THE COLLABORATIVE C LASSROOM	SIPPS intervention curriculum	TAHOE ELEMENTARY SCHOOL	01	2,865.56
P18-03965	MYSTERY SCIENCE INC	PURCHASE SCIENCE COMPUTER PROGRAM	ABRAHAM LINCOLN ELEMENTARY	01	99.00
P18-03966	U S BANK/SCUSD	PORTABLE GRIDDLE FOR ROSEMONT KITCHEN	NUTRITION SERVICES DEPARTMENT	13	3,031.00
P18-03967	AMAZON CAPITAL SERVICES	PURCHASE OF THERAPEUTIC MATERIALS	SUCCESS ACADEMY	01	222.03
P18-03968	RENAISSANCE LEARNING, INC	RENAISSANCE	LEATAATA FLOYD ELEMENTARY	01	3,440.00
P18-03969	AMAZON CAPITAL SERVICES	VN AND NA-INSTRUCTIONAL SUPPLIES	NEW SKILLS & BUSINESS ED. CTR	11	487.93
P18-03970	NETOP TECH INC	MEDIA PRODUCTION MANAGEMENT SOFTWARE	CAREER & TECHNICAL PREPARATION	01	973.00

*** See the last page for criteria limiting the report detail.

The preceding Purchase Orders have been issued in accordance with the District's Purchasing Policy and authorization of the Board of Trustees. It is recommended that the preceding Purchase Orders be approved and that payment be authorized upon delivery and acceptance of the items ordered.

ESCAPE ONLINE

Page 13 of 23

Includes Purchase Orders dated 03/15/2018 - 04/14/2018 ***

PO Number	Vendor Name	Description	Location	Fund	Account Amount
P18-03971	AMAZON CAPITAL SERVICES	EL SUPPLIES SPRING	AMERICAN LEGION HIGH SCHOOL	01	109.68
P18-03972	NWN CORPORATION	LAPTOPS HIRAM JOHNSON /ENDOWMENT GRANT	ACADEMIC ACHIEVEMENT	01	45,361.39
P18-03973	NWN CORPORATION	LAPTOPS HEALTH PROFESSIONS /ENDOWMENT GRANT	ACADEMIC ACHIEVEMENT	01	41,759.45
P18-03974	AMADOR STAGE LINES INC	BUS TO UC DAVIS ON 4/11/18	H.W. HARKNESS ELEMENTARY	01	1,123.47
P18-03975	NWN CORPORATION	CLASSROOM SPEAKERS FOR NEW COMPUTERS	SUSAN B. ANTHONY ELEMENTARY	01	2,458.90
P18-03976	CENTER FOR THE COLLABORATIVE CLASSROOM	SIPPS MATERIALS / KING & BREAUX	H.W. HARKNESS ELEMENTARY	01	1,460.10
P18-03977	JIST PUBLISHING	VOC-ED EVAL FORMS	SPECIAL EDUCATION DEPARTMENT	01	899.49
P18-03978	BOULDEN PUBLISHING CAREER KIDS	VOC- ED STUDENT MTRLS	SPECIAL EDUCATION DEPARTMENT	01	146.88
P18-03979	BARNES & NOBLE BOOKSTORE	BOOKS FOR KINDER	H.W. HARKNESS ELEMENTARY	01	84.74
P18-03980	KAPLAN EARLY LEARNING COMPANY ACCT. #630500	PRE-K MATERIALS (SEHLER-DOWNEY)	SPECIAL EDUCATION DEPARTMENT	01	247.08
P18-03982	OFFICE DEPOT	WHITE BOARD- JENNIFER GATES	PARKWAY ELEMENTARY SCHOOL	01	140.06
P18-03983	SUPER DUPER PUBLICATIONS	CAAP-2 SPEECH FORMS	SPECIAL EDUCATION DEPARTMENT	01	597.41
P18-03984	TEACHER CREATED RESOURCES	GUIDES FOR BOOKS / ROBERTS	H.W. HARKNESS ELEMENTARY	01	61.81
P18-03985	SCHOOL SPECIALTY EDUCATION DAN A MCADAMS TERRITORY MGR	CHART STAND / MS. BREAUX	H.W. HARKNESS ELEMENTARY	01	298.94
P18-03986	TEACHER CREATED RESOURCES	BOOKS FOR SPEECH CLASS	H.W. HARKNESS ELEMENTARY	01	490.74
P18-03987	AMS.NET INC c o FREMONT BANK	BARRACUDA RENEWAL, 4/9/18 - 4/9/19	INFORMATION SERVICES	01	1,443.08
P18-03988	DELTA WIRELESS INC	TWO WAY RADIOS/SAFETY	JOHN D SLOAT BASIC ELEMENTARY	01	6,535.12
P18-03989	DELTA WIRELESS INC	2 Way Radios	JOHN MORSE THERAPEUTIC	01	823.90
P18-03990	NWN CORPORATION	COMPUTERS SET UP FOR AR&E COORD./QUOTE#QT124115	RESEARCH & EVALUATION SERVICES	01	3,410.51
P18-03991	US BANK - SCUSD CAL CARD	MINI-REFRIGERATOR STUDENT SUPPORT CENTER	H.W. HARKNESS ELEMENTARY	01	173.19
P18-03992	NWN CORPORATION	CHROMEBOOKS	KIT CARSON INTL ACADEMY	01	7,500.70
P18-03993	NWN CORPORATION	CHROMEBOOKS FOR STUDENTS	MARTIN L. KING JR ELEMENTARY	01	9,026.52
P18-03994	NWN CORPORATION	CHROMEBOOKS TO BE USED FOR LITERACY ENHANCEMENT	ALBERT EINSTEIN MIDDLE SCHOOL	01	21,029.07

*** See the last page for criteria limiting the report detail.

The preceding Purchase Orders have been issued in accordance with the District's Purchasing Policy and authorization of the Board of Trustees. It is recommended that the preceding Purchase Orders be approved and that payment be authorized upon delivery and acceptance of the items ordered.

ESCAPE ONLINE

Page 14 of 23

Includes Purchase Orders dated 03/15/2018 - 04/14/2018 ***

PO Number	Vendor Name	Description	Location	Fund	Account Amount
P18-03995	NWN CORPORATION	CHROMEBOOKS SUPPORT COMMONCORE,RESEARCH & LITERACY	C. K. McCLATCHY HIGH SCHOOL	01	10,526.44
P18-03996	ALL WEST COACHLINES INC	transportation	JOHN H. STILL - K-8	01	2,377.80
P18-03997	ANIXTER DISTRIBUTION	SAFETY GATE ON CAMPUS	CALIFORNIA MIDDLE SCHOOL	01	1,711.83
P18-03998	ANIXTER DISTRIBUTION	Locks for the campus security	CALIFORNIA MIDDLE SCHOOL	01	614.39
P18-03999	B & H PHOTO	CAMERA, ADAPTER, LENS FOR VIS. COMM. PRGMS	CAREER & TECHNICAL PREPARATION	01	10,473.62
P18-04000	DECKER INC	CHAIR LEG PADS FOR CLASSROOMS	SUTTER MIDDLE SCHOOL	01	786.82
P18-04001	A-1 TRADING CO	PROMOTIONAL/MARKETING - HIRAM JOHNSON	ACADEMIC ACHIEVEMENT	01	1,258.41
P18-04002	BARCO PRODUCTS COMPANY	FRAMES FOR RECESS BENCHES	H.W. HARKNESS ELEMENTARY	01	1,635.29
P18-04003	NORTHSTAR AV	PROJECTOR BULB	SUSAN B. ANTHONY ELEMENTARY	01	124.49
P18-04004	NWN CORPORATION	KINDER CLASSROOM COMPUTERS	SUSAN B. ANTHONY ELEMENTARY	01	12,172.35
P18-04005	MCKESSON MEDICAL SURGICAL CO	MA-PRGRAM SUPPLIES	NEW SKILLS & BUSINESS ED. CTR	11	3,242.09
P18-04006	ERIC ARMIN INC EDUCATIONAL PRO DUCTS DIVISION	COURT REPORT- INSTRUCTIONAL SUPPLIES	NEW SKILLS & BUSINESS ED. CTR	11	294.98
P18-04007	Gaumard Scientific	NURSING PROGRAM-INSTRUCTIONAL SUPPLIES	NEW SKILLS & BUSINESS ED. CTR	11	149.40
P18-04008	ELSEVIER INC	MA PRGM-BOOKSTORE	NEW SKILLS & BUSINESS ED. CTR	11	6,055.35
P18-04009	GUITAR CENTER	JCBA - SOUND SYSTEM	HIRAM W. JOHNSON HIGH SCHOOL	01	998.02
P18-04010	LAKESHORE LEARNING CORP ATTENTION: JON BELL	SUPPLIES TO ENCOURAGE READING AND LANGUAGE SKILLS	HOLLYWOOD PARK ELEMENTARY	01	176.69
P18-04011	LAKESHORE LEARNING CORP ATTENTION: JON BELL	INSTRUCTIONAL MATERIALS	H.W. HARKNESS ELEMENTARY	01	293.39
P18-04012	NORTHSTAR AV	LCD PROJECTOR BULBS	KIT CARSON INTL ACADEMY	01	259.80
P18-04013	NORTHSTAR AV	LCD LAMPS	LUTHER BURBANK HIGH SCHOOL	01	2,424.80
P18-04014	RISO PRODUCTS OF SACRAMENTO	RISO SEPARATOR	EDWARD KEMBLE ELEMENTARY	01	535.84
P18-04015	MCKESSON MEDICAL SURGICAL CO	MA-PRGRAM SUPPLIES	NEW SKILLS & BUSINESS ED. CTR	11	270.63
P18-04016	SUPPLY WORKS	CUSTODIAL SUPPLIES	JOHN CABRILLO ELEMENTARY	01	905.46
P18-04017	POCKET NURSE	NURSING PROGRAM-INSTRUCTIONAL SUPPLIES	NEW SKILLS & BUSINESS ED. CTR	11	1,431.48

*** See the last page for criteria limiting the report detail.

The preceding Purchase Orders have been issued in accordance with the District's Purchasing Policy and authorization of the Board of Trustees. It is recommended that the preceding Purchase Orders be approved and that payment be authorized upon delivery and acceptance of the items ordered.

ESCAPE ONLINE

Page 15 of 23

Includes Purchase Orders dated 03/15/2018 - 04/14/2018 ***

PO Number	Vendor Name	Description	Location	Fund	Account Amount
P18-04018	SELWAY MACHINE TOOL COMPANY	GREENE@ JFK- HIGH SPEED MACHINING NGC	CAREER & TECHNICAL PREPARATION	01	11,312.59
P18-04019	WESTERN OPTICAL SUPPLY	OPTICAL PROGRAM - CLASSROOM SUPPLIES	NEW SKILLS & BUSINESS ED. CTR	11	193.49
P18-04020	THE HILSINGER CO DBA HILCO	OPTICAL INSTRUCTIONAL	NEW SKILLS & BUSINESS ED. CTR	11	1,038.99
P18-04021	SCHOOLMATE INC	STUDENT PLANNERS/AGENDAS	THEODORE JUDAH ELEMENTARY	01	535.30
P18-04022	SCHOOL NURSE SUPPLY INC	TOOTH BOXES	EARL WARREN ELEMENTARY SCHOOL	01	16.72
P18-04023	SCHOOL SPECIALTY EDUCATION DAN A MCADAMS TERRITORY MGR	SUPPLIES FOR CLASSROOM LIFE SKILLS AND FUNCTIONS	HOLLYWOOD PARK ELEMENTARY	01	462.44
P18-04024	SUPPLY WORKS	HAND SANITIZER-STUDENT HEALTH & HYGIENE	KIT CARSON INTL ACADEMY	01	146.44
P18-04025	SILVERADO STAGES INC	HMS - FIELD TRIP TRANSPORTION	HIRAM W. JOHNSON HIGH SCHOOL	01	1,721.82
P18-04026	SUPPLY WORKS	AFTER SCHOOL CUSTODIAL SUPPLIES	DAVID LUBIN ELEMENTARY SCHOOL	01	814.58
P18-04027	SUPPLY WORKS	AFTER SCHOOL CUSTODIAL SUPPLIES	CESAR CHAVEZ INTERMEDIATE	01	998.42
P18-04028	POSITIVE PROMOTIONS	MH BULLYING ITEMS	INTEGRATED COMMUNITY SERVICES	01	695.02
P18-04029	LAKESHORE LEARNING CORP ATTENT ION: JON BELL	E.D. CLASS MTRLS (BRANGACCIO)	SPECIAL EDUCATION DEPARTMENT	01	227.31
P18-04030	NWN CORPORATION	PILOT CHARGERS	WOODBINE ELEMENTARY SCHOOL	01	2,736.02
P18-04031	ALL WEST COACHLINES INC	COLLEGE VISIT-UC MERCED	ROSEMONT HIGH SCHOOL	01	2,800.00
P18-04032	CDW-G	PRINTERS FOR CLASSROOMS	ROSEMONT HIGH SCHOOL	01	841.54
P18-04033	APPLE INC	IPADS for Student Use & Tech Instruction	CAPITAL CITY SCHOOL	01	995.02
P18-04034	APPLE INC	APPLE CART REPLACEMENT	ROSEMONT HIGH SCHOOL	01	13,165.12
P18-04035	TROXELL COMMUNICATIONS INC ATT N: BILL PITZNER	PLANS ROOM MONITOR	FACILITIES SUPPORT SERVICES	01	1,817.03
P18-04036	CDW-G	CLASSROOM PROJECTOR	ALBERT EINSTEIN MIDDLE SCHOOL	01	529.34
P18-04037	CDW-G	PROJECTOR / MRS. KING	H.W. HARKNESS ELEMENTARY	01	529.34
P18-04038	CDW-G	PROJECTOR FOR CLASSROOM TEACHER	ENGINEERING AND SCIENCES HS	01	601.40
P18-04039	CDW-G	PRINTERS/TONER/INK	NICHOLAS ELEMENTARY SCHOOL	01	7,971.41
P18-04040	CDW-G	CISCO TRANSCEIVERS FOR NETWORKING PROJECT	INFORMATION SERVICES	01	1,583.16
P18-04041	CDW-G	PROJECTORS FOR SCHOOL	MATSUYAMA ELEMENTARY SCHOOL	01	1,188.59

*** See the last page for criteria limiting the report detail.

The preceding Purchase Orders have been issued in accordance with the District's Purchasing Policy and authorization of the Board of Trustees. It is recommended that the preceding Purchase Orders be approved and that payment be authorized upon delivery and acceptance of the items ordered.

ESCAPE ONLINE

Page 16 of 23

Includes Purchase Orders dated 03/15/2018 - 04/14/2018 ***

PO Number	Vendor Name	Description	Location	Fund	Account Amount
P18-04042	SCHOLASTIC INC	CHECK FOR SCHOLASTIC BOOK FAIR	JAMES W MARSHALL ELEMENTARY	01	500.00
P18-04043	NWN CORPORATION	CHROMEBOOKS FOR STUDENTS	YOUTH DEVELOPMENT	01	5,914.72
P18-04045	JUNIOR LIBRARY GUILD	BOOKS FOR STUDENTS	ROSA PARKS MIDDLE SCHOOL	01	327.77
P18-04046	GOLD DISCOVERY PARK ASSOC	FIELD TRIP 4TH COLOMA	BG CHACON ACADEMY	09	582.00
P18-04047	OFFICE DEPOT	STUDENT SUPPORT CENTER OFFICE DEPOT	WOODBINE ELEMENTARY SCHOOL	01	588.75
P18-04048	OFFICE DEPOT	Materials student activities in classroom	HEALTH PROFESSIONS HIGH SCHOOL	01	355.16
P18-04049	OFFICE DEPOT	Medical Science 12 classroom materials	HEALTH PROFESSIONS HIGH SCHOOL	01	256.71
P18-04050	OFFICE DEPOT	Classroom materials for Math Classroom	HEALTH PROFESSIONS HIGH SCHOOL	01	345.99
P18-04051	OXFORD UNIVERSITY PRESS	ESL PROGRAM SUPPLIES	NEW SKILLS & BUSINESS ED. CTR	11	397.32
P18-04052	A-1 TRADING CO	WOODBINE SPIRIT GEAR	WOODBINE ELEMENTARY SCHOOL	01	359.82
P18-04053	CHILD'S WORLD C/O SARAH GROSS	LIBRARY BOOKS CHILDS WORLD	WOODBINE ELEMENTARY SCHOOL	01	2,882.43
P18-04054	ABDO PUBLISHING COMPANY C/O SA RAH GROSS	LIBRARY BOOKS ABDO	WOODBINE ELEMENTARY SCHOOL	01	1,937.13
P18-04055	CAPSTONE PRESS INC	LIBRARY BOOKS CAPSTONE	WOODBINE ELEMENTARY SCHOOL	01	4,698.93
P18-04056	BARNES & NOBLE BOOKSTORE	STUDENT SUPPORT CENTER SUPPLIES	WOODBINE ELEMENTARY SCHOOL	01	94.13
P18-04057	BARNES & NOBLE BOOKSTORE	CLASSROOM RESOURCE BOOKS	LUTHER BURBANK HIGH SCHOOL	01	1,084.65
P18-04058	LEARNING A-Z	RAZ KIDS 1-YEAR / AMBER MICHEL / KINDER	H.W. HARKNESS ELEMENTARY	01	119.02
P18-04059	DANIELSEN CO INC	6557 APPLESAUCE 4/11/2018	NUTRITION SERVICES DEPARTMENT	13	1,985.76
P18-04060	SHANNON'S IMPERIAL BRAND	6558 BREAD STICKS/BUNS/ ROLLS 4/9/2018	NUTRITION SERVICES DEPARTMENT	13	12,141.69
P18-04061	SUNWEST FOODS INC	6559 HAWAIIAN STYLE RICE 4/18/2018	NUTRITION SERVICES DEPARTMENT	13	3,636.00
P18-04062	SAC CITY MIDDLE SCHOOL ATHLETIC LEAGUE	SOCCER FEES INVOICE BOYS & GIRLS 2017-2018	KIT CARSON INTL ACADEMY	01	1,700.00
P18-04063	WEST COAST ARBORISTS INC	J STILL REMOVAL OF TREES IN QUAD AREA	JOHN H. STILL - K-8	01	4,284.00
P18-04064	ROURKE PUBLISHING C/O SARAH GROSS	LIBRARY BOOKS ROURKE	WOODBINE ELEMENTARY SCHOOL	01	2,722.51
P18-04065	ROSEN PUBLISHING/POWER KIDS C/O SARAH GROSS	LIBRARY BOOKS ROSEN	WOODBINE ELEMENTARY SCHOOL	01	3,307.68
P18-04066	PERMA-BOUND INC	UNPAID TAX FROM TROY BOOKS	MATSUYAMA ELEMENTARY SCHOOL	01	35.66

*** See the last page for criteria limiting the report detail.

The preceding Purchase Orders have been issued in accordance with the District's Purchasing Policy and authorization of the Board of Trustees. It is recommended that the preceding Purchase Orders be approved and that payment be authorized upon delivery and acceptance of the items ordered.

ESCAPE ONLINE

Page 17 of 23

Includes Purchase Orders dated 03/15/2018 - 04/14/2018 ***

PO Number	Vendor Name	Description	Location	Fund	Account Amount
P18-04067	US BANK - SCUSD CAL CARD	DUNNAGE RACK FOR ROSA PARKS KITCHEN	NUTRITION SERVICES DEPARTMENT	13	210.67
P18-04068	AMAZON CAPITAL SERVICES	ESL PROGRAM SUPPLIES	NEW SKILLS & BUSINESS ED. CTR	11	138.39
P18-04069	AMAZON CAPITAL SERVICES	MH BULLYING ITEMS	INTEGRATED COMMUNITY SERVICES	01	275.45
P18-04070	AMAZON CAPITAL SERVICES	MICROPHONE FOR CLASSROOMS	H.W. HARKNESS ELEMENTARY	01	45.08
P18-04071	AMAZON CAPITAL SERVICES	HEADPHONES-AMAZON	PARKWAY ELEMENTARY SCHOOL	01	425.61
P18-04074	AFM ENVIRONMENTAL INC	0525-409 JOHN F KENNEDY GYM FLOOR-DEMO	FACILITIES SUPPORT SERVICES	01	62,700.00
P18-04075	SACRAMENTO COUNTY OFFICE OF ED FINANCIAL SERVICES	FINAL BALANCE FOR SCHOOL SLY PARK TRIP	OAK RIDGE ELEMENTARY SCHOOL	01	14,110.00
P18-04076	AMS.NET INC FREMONT BANK	431 ERATE 21 WIRELESS EQUIPMENT	INFORMATION SERVICES	21	2,760,764.00
P18-04077	CDW-G C/O PAT HEIN	SCANNERS- FOR THE HR DEPT/FINGERPRINT OFFICE	HUMAN RESOURCE SERVICES	01	1,093.73
P18-04078	CDW-G	CLASSROOM MONITORS	JAMES W MARSHALL ELEMENTARY	01	325.93
P18-04079	NWN CORPORATION	HP CHROMEBOOKS AND CHARGING CART - FRY #2	JOHN F. KENNEDY HIGH SCHOOL	01	12,562.39
P18-04080	CHASE CALDWELL	Reimburse Chase Caldwell for Laser Pointer Remote	HEALTH PROFESSIONS HIGH SCHOOL	01	48.69
P18-04081	WARDS NATURAL SCIENCE INC CONT RACT #010410-999	Medical Science 9 Classroom Materials	HEALTH PROFESSIONS HIGH SCHOOL	01	728.41
P18-04082	KNOX COMPANY	LOCKS FOR SCHOOL	SUTTER MIDDLE SCHOOL	01	219.76
P18-04083	JOHNSTONE SUPPLY INC	HVAC-INSTRUCTIONAL SUPPLIES	NEW SKILLS & BUSINESS ED. CTR	11	5,832.26
P18-04084	B & H PHOTO	CAMCORDER, LENS, SUPPLIES- JOHN HULL	CAREER & TECHNICAL PREPARATION	01	5,337.56
P18-04085	DEMCO INC	LIBRARY SUPPLIES	HIRAM W. JOHNSON HIGH SCHOOL	01	301.89
P18-04086	JOSTENS INC	JOSTENS 2017	AMERICAN LEGION HIGH SCHOOL	01	3,973.66
P18-04087	WELLS FARGO BANK CORP TRUST WF 8113	APPLE CARTS LEASE PAYOFF INVOICE	ROSEMONT HIGH SCHOOL	01	19,288.73
P18-04088	HANNIBAL'S CATERING	MEALS FOR I-3 TRAINING 3/12-14/18	SUSAN B. ANTHONY ELEMENTARY	01	1,404.38
P18-04089	HANNIBAL'S CATERING	MEAL FOR PARENT MEETING HELD 2/8/18	SUSAN B. ANTHONY ELEMENTARY	01	1,336.43
P18-04090	HANNIBAL'S CATERING	LUNCH FOR PRIN/ADMIN/COUNSELORS 8/21/17	ACADEMIC OFFICE	01	1,735.48
P18-04091	HANNIBAL'S CATERING	MEAL FOR MEETING HELD 3/14/18	SUSAN B. ANTHONY ELEMENTARY	01	714.32

*** See the last page for criteria limiting the report detail.

The preceding Purchase Orders have been issued in accordance with the District's Purchasing Policy and authorization of the Board of Trustees. It is recommended that the preceding Purchase Orders be approved and that payment be authorized upon delivery and acceptance of the items ordered.

ESCAPE ONLINE

Page 18 of 23

Includes Purchase Orders dated 03/15/2018 - 04/14/2018 ***

PO Number	Vendor Name	Description	Location	Fund	Account Amount
P18-04092	LINMOORE FENCING AND IRON WORK S	0530-418 LBURBANK ROD IRON FENCE REPAIR/REPLACE	FACILITIES MAINTENANCE	21	7,695.00
P18-04093	STEWART SIGNS	ML KING MARQUEE	MARTIN L. KING JR ELEMENTARY	01	18,201.16
P18-04094	STUDEBAKER BROWN ELECTRIC INC	ML KING MARQUEE INSTALLATION	MARTIN L. KING JR ELEMENTARY	01	6,959.11
P18-04095	JM ENVIRONMENTAL INC	WATER DAMAGE @ CB WIRE ELEMENTARY	FACILITIES MAINTENANCE	14	7,400.00
P18-04096	NASCO	SUPPLEMENTAL (GILBERT)	BG CHACON ACADEMY	09	175.76
P18-04097	TROXELL COMMUNICATIONS INC ATT N: BILL PITZNER	PURCHASE OF EQUIPMENT FOR SECURITY PURPOSES	SUCCESS ACADEMY	01	787.71
P18-04098	CALIFORNIA ACADEMY OF SCIENCES c/o CONTACT CENTER	CA ACADEMY OF SCIENCES TICKETS	WOODBINE ELEMENTARY SCHOOL	01	597.00
P18-04099	CONFERENCE MICROPHONES	TRANSLATION SUPPORT EQUIPMENT	SUSAN B. ANTHONY ELEMENTARY	01	5,356.21
P18-04100	REALLY GOOD STUFF	STUDENT SUPPORT CENTER REALLY GOOD STUFF	WOODBINE ELEMENTARY SCHOOL	01	700.13
P18-04101	WESTERN PSYCHOLOGICAL SERVICES	PSYCH EVAL FORMS	SPECIAL EDUCATION DEPARTMENT	01	19,302.43
P18-04102	GBC GENERAL BINDING CORP	MAINTENANCE AGREEMENT FOR LAMINATOR	GOLDEN EMPIRE ELEMENTARY	01	454.27
P18-04103	THE REGENTS OF THE U.C. CASHIE RS OFFICE	MESA/ROBOTIC MATERIAL TO FURTHER ACCESS COMMONCORE	CALIFORNIA MIDDLE SCHOOL	01	724.48
P18-04104	GBC GENERAL BINDING CORP	SERVICE CONTRACT 4/4/18-4/3/19 LAMINATOR	CALIFORNIA MIDDLE SCHOOL	01	472.16
P18-04105	DICK BLICK CUSTOMER #12751501	ART MATERIALS FOR PUBLICATIONS CLASS	SUTTER MIDDLE SCHOOL	01	55.98
P18-04107	EAN SERVICES LLC	ENTERPRISE PAYMENT - RENTAL VANS - ROSEMONT	ACADEMIC ACHIEVEMENT	01	104.17
P18-04108	BULK OFFICE SUPPLY BOX-ODC OFF ICE PRODUCTS INC.	COMPUTER MICE FOR 3RD GRADE	H.W. HARKNESS ELEMENTARY	01	674.95
P18-04109	NWN CORPORATION	PRINTER FOR WORK STATION-ROXANNE FINDLAY	HUMAN RESOURCE SERVICES	01	318.26
P18-04110	NWN CORPORATION	CHROMEBOOKS-SUPPLEMENTAL TECHNOLOGY	FERN BACON MIDDLE SCHOOL	01	10,243.88
P18-04111	NWN CORPORATION	CHROMEBOOKS-SUPPLEMENTAL TECHNOLOGY	FERN BACON MIDDLE SCHOOL	01	10,433.11
P18-04112	NWN CORPORATION	CHROMEBOOKS SUPPORT COMMONCORE, RESEARCH & LITERACY	C. K. McCLATCHY HIGH SCHOOL	01	10,493.31
P18-04113	SELWAY MACHINE TOOL COMPANY	5-AXIS VERTICAL MACHINING-JFK- R. GREENE	CAREER & TECHNICAL PREPARATION	01	123,601.10
P18-04114	SELWAY MACHINE TOOL COMPANY	CNC LATHE MACHINE -JFK- R. GREENE	CAREER & TECHNICAL PREPARATION	01	53,064.19

*** See the last page for criteria limiting the report detail.

The preceding Purchase Orders have been issued in accordance with the District's Purchasing Policy and authorization of the Board of Trustees. It is recommended that the preceding Purchase Orders be approved and that payment be authorized upon delivery and acceptance of the items ordered.

ESCAPE ONLINE

Page 19 of 23

Includes Purchase Orders dated 03/15/2018 - 04/14/2018 ***

PO Number	Vendor Name	Description	Location	Fund	Account Amount
P18-04115	NWN CORPORATION	DESKTOP FOR COMPUTER LABS	ROSEMONT HIGH SCHOOL	01	5,544.26
P18-04116	NWN CORPORATION	COURT REPORTING-TECHNOLOGY	NEW SKILLS & BUSINESS ED. CTR	11	1,427.11
P18-04117	FARMINGTON FRESH	6560 FRESH SLICED APPLES 4/6/2018	NUTRITION SERVICES DEPARTMENT	13	11,927.50
P18-04118	PAPE MATERIAL HANDLING BOBCAT WEST	DOUBLE REACH LIFT FOR WAREHOUSE/FREEZER	NUTRITION SERVICES DEPARTMENT	13	47,509.36
P18-04119	B & H PHOTO	Canon EOS Rebel T6i Vdo Crtr Kit w/18-55mm Lens, +	HEALTH PROFESSIONS HIGH SCHOOL	01	11,351.10
P18-04120	PANERA BREAD COMPANY	NUTRITION/WAREHOUSE TEAM MTNG - CATERING 3/27/18	NUTRITION SERVICES DEPARTMENT	13	334.12
P18-04121	BARCO PRODUCTS COMPANY	BENCH	ROSA PARKS MIDDLE SCHOOL	01	771.47
P18-04122	US BANK - SCUSD CAL CARD	ED ELDRIDGE - INTERNAL SSD	RESEARCH & EVALUATION SERVICES	01	135.30
P18-04123	US BANK - SCUSD CAL CARD	VU RYTE DOC HOLDERS VUR-2060	RISK MANAGEMENT	67	583.47
P18-04124	RACO INDUSTRIES LLC	ELA K-6 New Adoption Barcodes	LIBRARY SERVICES	01	457.49
P18-04126	NWN CORPORATION	PRINTERS TO ENHANCE SPECIAL PROGRAMS	CALIFORNIA MIDDLE SCHOOL	01	1,127.97
P18-04127	RISO PRODUCTS OF SACRAMENTO	RISO INK AND MASTERS	JOHN CABRILLO ELEMENTARY	01	1,428.90
P18-04128	NWN CORPORATION	Laptop for Coordinator	CHILD DEVELOPMENT PROGRAMS	12	1,095.90
P18-04129	NWN CORPORATION	STUDENT CHROMEBOOKS	JOHN MORSE THERAPEUTIC	01	2,494.35
P18-04131	NWN CORPORATION	Classroom Replacement Computers	CALIFORNIA MIDDLE SCHOOL	01	18,945.71
P18-04132	NWN CORPORATION	LAPTOPS FOR TEACHERS	JAMES W MARSHALL ELEMENTARY	01	19,726.01
P18-04133	NWN CORPORATION	HP LAPTOPS FOR ENROLLMENT	ENROLLMENT CENTER	01	4,164.96
P18-04134	APPLE INC	APPLE INC	LEATAATA FLOYD ELEMENTARY	01	27,831.67
P18-04135	APPLE COMPUTER INC K-12 EDUCATION	LAPTOPS FOR SCHOOL/TEACHERS	SUTTER MIDDLE SCHOOL	01	10,916.18
P18-04136	RISO PRODUCTS OF SACRAMENTO	INSTRUCTIONAL SUPPORT	CESAR CHAVEZ INTERMEDIATE	01	265.21
P18-04137	AMADOR STAGE LINES INC	CHARTER BUS FOR SOFTBALL CHID#76546	JOHN F. KENNEDY HIGH SCHOOL	01	991.31
P18-04138	SCHOOLDUDE.COM	SOFTWARE PROGRAMS	FACILITIES SUPPORT SERVICES	01	45,910.69
P18-04139	SMILE MAKERS ATTN: NICKI - NL	Nursing Supplies	TAHOE ELEMENTARY SCHOOL	01	81.14
P18-04140	PREMIER AGENDAS INC NATIONAL SALES SUPPORT	PREMIER STUDENT AGENDAS	TAHOE ELEMENTARY SCHOOL	01	969.83
P18-05397	STUDEBAKER BROWN ELECTRIC INC	0525-429 JFK CTEIG RENOVATION-CONST SERV	CAREER & TECHNICAL PREPARATION	01	76,670.00

*** See the last page for criteria limiting the report detail.

The preceding Purchase Orders have been issued in accordance with the District's Purchasing Policy and authorization of the Board of Trustees. It is recommended that the preceding Purchase Orders be approved and that payment be authorized upon delivery and acceptance of the items ordered.

ESCAPE ONLINE

Page 20 of 23

Includes Purchase Orders dated 03/15/2018 - 04/14/2018 ***

PO Number	Vendor Name	Description	Location	Fund	Account Amount
P18-05400	AM STEPHENS CONSTRUCTION CO	0010-409 A.M. WINN ASPHALT-CONST SERV	FACILITIES SUPPORT SERVICES	21	472,386.00
P18-05404	SAENZ LANDSCAPE CONSTRUCTION	0108-401 ETHEL I BAKER IRR I IMPROV-CONST SERV	FACILITIES SUPPORT SERVICES	21	93,391.10
P18-05468	DK ENTERPRISES INC KINGS ROOFI NG	0101-409 SUSAN B. ANTHONY ROOF REPLAC-CONST SERV	FACILITIES SUPPORT SERVICES	21	515,012.00
P18-05469	DK ENTERPRISES INC KINGS ROOFI NG	0560-409 MET SAC ROOF-CONST SERVICES	FACILITIES SUPPORT SERVICES	21	456,888.00
TB18-00023	TEXTBOOK WAREHOUSE LLC	TE Stage and the School	CURRICULUM & PROF DEVELOP	01	57.43
Total Number of POs			466	Total	7,332,636.88

Fund Recap

Fund	Description	PO Count	Amount
01	General Fund	399	2,770,187.30
09	Charter School	11	26,888.32
11	Adult Education	17	24,564.38
12	Child Development	4	8,748.62
13	Cafeteria	18	145,279.44
14	Deferred Maintenance	1	7,400.00
21	Building Fund	14	4,344,114.10
25	Developer Fees	1	4,871.25
67	Self Insurance	1	583.47
		Total	7,332,636.88

*** See the last page for criteria limiting the report detail.

The preceding Purchase Orders have been issued in accordance with the District's Purchasing Policy and authorization of the Board of Trustees. It is recommended that the preceding Purchase Orders be approved and that payment be authorized upon delivery and acceptance of the items ordered.

ESCAPE ONLINE

Includes Purchase Orders dated 03/15/2018 - 04/14/2018 ***

PO Changes

	<u>New PO Amount</u>	<u>Fund/ Object</u>	<u>Description</u>	<u>Change Amount</u>
B18-00013	2,500.00	13-4325	Cafeteria/Nutrition Ed/Equipment Parts	1,500.00
B18-00086	29,000.00	01-5540	General Fund/Waste Removal	6,000.00
B18-00087	.00	01-4320	General Fund/Non-Instructional Materials/Su	500.00-
B18-00093	.00	01-4320	General Fund/Non-Instructional Materials/Su	500.00-
B18-00096	.00	01-4320	General Fund/Non-Instructional Materials/Su	500.00-
B18-00377	.00	01-4320	General Fund/Non-Instructional Materials/Su	1,000.00-
B18-00389	.00	01-5800	General Fund/Other Contractual Expenses	1,000.00-
B18-00398	509.88	01-4320	General Fund/Non-Instructional Materials/Su	990.12-
B18-00418	2,300.00	01-4310	General Fund/Instructional Materials/Suppli	500.00
B18-00441	8,231.82	01-4320	General Fund/Non-Instructional Materials/Su	1,000.00
B18-00497	822.57	01-4310	General Fund/Instructional Materials/Suppli	77.43-
B18-00499	2,153.86	01-4310	General Fund/Instructional Materials/Suppli	3.14-
B18-00510	83,151.00	01-5800	General Fund/Other Contractual Expenses	15,608.00
B18-00512	13,500.00	01-5100	General Fund/Subagreements for Services abo	1,500.00
B18-00513	175,000.00	01-5800	General Fund/Other Contractual Expenses	25,000.00
B18-00591	1,500.00	01-4310	General Fund/Instructional Materials/Suppli	500.00
B18-00609	14,000.00	01-5832	General Fund/Transportation-Field Trips	9,000.00
B18-00662	1,080.00	01-4310	General Fund/Instructional Materials/Suppli	83.43-
B18-00755	8,100.00	01-5832	General Fund/Transportation-Field Trips	3,600.00
B18-00766	768.31	01-4310	General Fund/Instructional Materials/Suppli	150.00
CHB18-00068	7,000.00	09-4310	Charter School/Instructional Materials/Suppli	1,000.00
CHB18-00152	38,500.00	01-4310	General Fund/Instructional Materials/Suppli	5,500.00
CHB18-00164	25,000.00	01-4310	General Fund/Instructional Materials/Suppli	10,000.00
CHB18-00208	2,500.00	01-4320	General Fund/Non-Instructional Materials/Su	500.00
CHB18-00237	6,175.00	09-4320	Charter School/Non-Instructional Materials/Su	3,175.00
CHB18-00271	5,000.00	01-4310	General Fund/Instructional Materials/Suppli	1,000.00
CHB18-00275	13,000.00	01-4310	General Fund/Instructional Materials/Suppli	3,000.00
CHB18-00276	2,081.00	01-4310	General Fund/Instructional Materials/Suppli	831.00
CHB18-00277	1,500.00	01-4310	General Fund/Instructional Materials/Suppli	500.00
CHB18-00299	11,100.00	01-4310	General Fund/Instructional Materials/Suppli	2,100.00
CHB18-00306	13,479.00	01-4310	General Fund/Instructional Materials/Suppli	4,000.00
CHB18-00340	17,000.00	01-4310	General Fund/Instructional Materials/Suppli	5,000.00
CHB18-00356	16,558.39	01-5610	General Fund/Equipment Rental	1,441.61-
CHB18-00367	13,000.00	01-4310	General Fund/Instructional Materials/Suppli	7,000.00
CHB18-00397	2,100.00	01-4310	General Fund/Instructional Materials/Suppli	500.00
CHB18-00407	2,000.00	01-4310	General Fund/Instructional Materials/Suppli	1,000.00
CHB18-00417	8,300.00	01-4310	General Fund/Instructional Materials/Suppli	1,000.00
CS17-00369	5,038.63	01-5800	General Fund/Other Contractual Expenses	3,038.63
CS18-00129	42,815.00	01-5100	General Fund/Subagreements for Services abo	1,760.00

*** See the last page for criteria limiting the report detail.

The preceding Purchase Orders have been issued in accordance with the District's Purchasing Policy and authorization of the Board of Trustees. It is recommended that the preceding Purchase Orders be approved and that payment be authorized upon delivery and acceptance of the items ordered.

ESCAPE ONLINE

Page 22 of 23

Includes Purchase Orders dated 03/15/2018 - 04/14/2018 ***

PO Changes (continued)

	New PO Amount	Fund/ Object	Description	Change Amount
CS18-00140	16,600.00	09-5800	Charter School/Other Contractual Expenses	600.00
CS18-00157	22,992.00	01-5800	General Fund/Other Contractual Expenses	10,000.00
CS18-00158	69,480.00	01-5100	General Fund/Subagreements for Services abo	30,000.00
CS18-00167	54,000.00	01-5100	General Fund/Subagreements for Services abo	14,000.00
CS18-00191	205,000.00	01-5100	General Fund/Subagreements for Services abo	100,000.00
CS18-00215	18,450.00	21-6280	Building Fund/Construction Testing	17,825.00
CS18-00296	828.00	01-5800	General Fund/Other Contractual Expenses	322.00
CS18-00297	2,047.00	01-5800	General Fund/Other Contractual Expenses	1,564.00
CS18-00324	2,576.00	01-5800	General Fund/Other Contractual Expenses	2,070.00
CS18-00382	5,685.00	21-6280	Building Fund/Construction Testing	4,910.00
N18-00002	185,000.00	01-5100	General Fund/Subagreements for Services abo	35,000.00
N18-00015	135,000.00	01-5100	General Fund/Subagreements for Services abo	35,000.00
N18-00016	800,000.00	01-5100	General Fund/Subagreements for Services abo	275,000.00
N18-00018	1,820,000.00	01-5100	General Fund/Subagreements for Services abo	183,229.81
N18-00029	132,000.00	01-5100	General Fund/Subagreements for Services abo	32,000.00
N18-00030	1,100,000.00	01-5100	General Fund/Subagreements for Services abo	350,000.00
N18-00035	1,780,000.00	01-5100	General Fund/Subagreements for Services abo	780,000.00
N18-00053	2,200,000.00	01-5100	General Fund/Subagreements for Services abo	1,000,000.00
P18-01902	92.16	01-4310	General Fund/Instructional Materials/Suppli	37.98
P18-02869	40.17	01-4310	General Fund/Instructional Materials/Suppli	.00
P18-03264	3,125.30	01-4310	General Fund/Instructional Materials/Suppli	159.99-
P18-03380	1,011.20	01-5832	General Fund/Transportation-Field Trips	1,011.20-
P18-03559	440.82	01-4310	General Fund/Instructional Materials/Suppli	169.33-
P18-03739	322.20	01-4310	General Fund/Instructional Materials/Suppli	3.48-
		01-5800	General Fund/Other Contractual Expenses	2.73-
			Total PO P18-03739	6.21-
P18-04073	84,258.60	01-6170	General Fund/Land Improvement	4,340.00-
			Total PO Changes	2,975,038.96

Information is further limited to: (Minimum Amount = (999,999.99))

The preceding Purchase Orders have been issued in accordance with the District's Purchasing Policy and authorization of the Board of Trustees. It is recommended that the preceding Purchase Orders be approved and that payment be authorized upon delivery and acceptance of the items ordered.

ESCAPE ONLINE



Date: June 21, 2018
 To: Jorge A. Aguilar, Superintendent
 From: Gerardo Castillo, Chief Business Officer
 Subject: REPORT ON CONTRACTS WITHIN THE EXPENDITURE LIMITATIONS SPECIFIED IN PCC 20111

The following contracts were issued March 1, 2018 through April 30, 2018

SERVICE AGREEMENTS

REGISTER NO.	VENDOR	DESCRIPTION	AMOUNT
SA18-00048	School Services of California	1/1/18 - 12/31/18: Legislative advocacy services.	\$30,000 General Funds
SA18-00195	Foundation for California Community Colleges	7/1/17 - 6/30/18: California College Guidance Initiative middle school and high school licenses for the California Colleges website.	\$50,343 Title I Funds
SA18-00409	Sharp Architecture	1/12/18 - Completion of Services: Inspection services for the Sutter HVAC Replacement project.	\$20,000 Measure Q Funds
SA18-00421	Softfile	3/1/18 - Completion of Services: Student records conversion to digital files.	\$43,000 General Funds
SA18-00429	Envision Education	3/6/18 - 6/30/18: Site-based defense of learning improvement workshops and coaching.	\$35,200 Career Pathways Funds
SA18-00438	Sacramento County Office of Education	7/1/17 - 6/30/18: Professional development and technical support related to the School Improvement Grant (SIG).	\$83,000 Title I Funds
SA18-00443	Premier Management Group, Inc.	3/6/18 - Completion of Services: Construction Management services for the West Campus Core Academic Renovation project.	\$69,776 Measure R Funds
SA18-00446	Sacramento County Office of Education	7/1/17 - 6/30/18: Provide Common Core for ELA writing workshops at Edward Kemble Elementary.	\$28,400 Title I Funds

SA18-00460	Sacramento News & Review	Publication of 8-page school finance information in Sacramento News & Review and the Sacramento Bee.	\$21,099 General Funds
SA18-00482	Sacramento County Office of Education	2/15/18 - 6/30/18: Provide professional development, lesson study and training support at Woodbine Elementary School.	\$22,000 Title I Funds
SA18-00488	People Reaching Out	9/15/17 - 6/30/18: Provide supplemental enrichment services at Golden Empire Elementary, Martin Luther King K8 School, and Kennedy and Rosemont High Schools.	\$23,500 21st Century and After School Education & Safety Funds
S18-00061	TLC Child & Family Services	Master Contract for Non-Public School or Agency Services for the 2017/18 school year.	\$94,000 Special Education Funds



SACRAMENTO CITY UNIFIED SCHOOL DISTRICT BOARD OF EDUCATION

Agenda Item 12.2

Meeting Date: June 21, 2018

Subject: Head Start / Early Head Start / Early Head Start Expansion Reports

- Information Item Only
- Approval on Consent Agenda
- Conference (for discussion only)
- Conference/First Reading (Action Anticipated: _____)
- Conference/Action
- Action
- Public Hearing

Division: Academic Office / Child Development

Recommendation: None

Background/Rationale: The Office of Head Start, under the auspices of the U.S. Department of Health and Human Services/Administration for Children and Families, mandates that all Head Start/Early Head Start governing entities receive specified reports related to the operational and fiduciary status of the program. These reports must include information and/or a status update in the followings areas: budget, credit card usage, USDA meals/snacks, enrollment, and program updates or summaries, if applicable. Attached, are essential monthly reports for Board members' review.

Financial Considerations: None

LCAP Goal(s): College and Career Ready; Family and Community Empowerment

Documents Attached:

1. Head Start/Early Head Start Monthly Report Summary
2. Child Development April 2018 Fiscal Report – HS/EHS Basic
3. Child Development April 2018 Fiscal Report – HS/EHS T/TA
4. Child Development May 2018 Fiscal Report – CCP Basic
5. Child Development May 2018 Fiscal Report – CCP T/TA

Estimated Time of Presentation: N/A

Submitted by: Iris Taylor, Chief Academic Officer

Jacquie Bonini, Director, Child Development

Approved by: Jorge A. Aguilar, Superintendent

**Attachment 1
Head Start / Early Head Start
Monthly Report Summary
June 2018**

Budget Reports

HS, EHS April 2018
CCP May 2018

USDA Meals and Snacks for April 2018

	<i>Breakfast</i>	<i>Lunch</i>	<i>Snack am</i>	<i>Snack pm</i>
Early Head Start	807	851	NA	467
Head Start Part-day	3133	827	3139	776
Head Start Wrap	9720	8312	NA	7480
Full-day Collaboration	3272	3478	NA	2124

Credit Card Statements

April 2018:

\$ 107.21 – Refreshments for Policy Committee Meeting

\$ 79.77 – Supplies for Parent Workshop

March 2018:

\$ 49.64 – Refreshments for Policy Committee Meeting

\$ 37.83 – Supplies for Parent Workshop

Enrollment Report for May 2018

Head Start Enrollment	
Funded Enrollment	1139
Actual Enrollment	1094
Percentage of Actual Attendance	84%

Early Head Start Enrollment	
Funded Enrollment	152
Actual Enrollment	154
Percentage of Actual Attendance	83%

Early Head Start Expansion Enrollment	
Funded Enrollment	40
Actual Enrollment	45
Percentage of Actual Attendance	73%

Disabilities Report for May 2018

Head Start 129

Early Head Start 14

EHS Expansion 6

Attachment 2

SETA MONTHLY FISCAL REPORT

925 Del Paso Blvd., Suite 100, Sacramento, CA 95815

R5210

Month: April 1 - April 30, 2018 Agreement No.: 18C5551S0

Delegate: SCUSD - Child Development Department Program: PA 22 HS BASIC R5210

Remit to address General Accounting Department - 802A PA 20 BASIC T/TA

5735 47th Avenue PA 25 EHS

SACRAMENTO, CA 95824 PA 26 EHS T/TA

OTHER

Cost Item	Actual Expenses		* Current Budget	Unexpended Balance
	Current Period & Adjustments	Cumulative To Date		
I. Personnel	26,429.15	224,316.15	348,346.00	124,029.85
Fringe Benefits	3,400.10	29,426.18	225,560.00	196,133.82
Travel	0.00	0.00	0.00	0.00
Equipment	0.00	0.00	0.00	0.00
A Supplies	130.33	357.38	4,687.00	4,329.62
D Contractual	0.00	0.00	0.00	0.00
M Construction	0.00	0.00	0.00	0.00
J Other	175.13	559.08	1,200.00	640.92
N Indirect Costs 4.21%	36,789.52	297,501.84	349,721.00	52,219.16
I. TOTAL ADMINISTRATION	\$66,924.23	\$552,160.63	\$929,514.00	\$377,353.37
Non-Federal Administration				
Total Fed. And Non-Fed. Administration	\$66,924.23	\$552,160.63	\$929,514.00	\$377,353.37
II. Personnel	480,040.58	3,832,917.28	3,941,313.00	108,395.72
Fringe Benefits	349,964.51	2,882,171.82	3,337,141.00	454,969.18
Travel	0.00	0.00	0.00	0.00
R Equipment	0.00	0.00	0.00	0.00
O Supplies	4,579.29	17,218.95	261,327.00	244,108.05
G Contractual	0.00	0.00	0.00	0.00
R Construction	0.00	0.00	0.00	0.00
A Other	9,141.23	79,584.99	187,331.00	107,746.01
II. TOTAL PROGRAM	\$843,725.61	\$6,811,893.04	\$7,727,112.00	915,218.96
NON-FEDERAL PROGRAM Basic & T/TA March	\$440,091.83	\$2,893,658.00	\$2,169,156.00	(724,502.00)
TOTAL SETA COSTS (I + II)	\$910,649.84	\$7,364,053.67	\$8,656,626.00	1,292,572.33

Gerardo Castillo	5/8/2018	Shelagh Ferguson	916.643.7878
Chief Business Officer - Authorized Signature	Date	Prepared By	Phone

Attachment 3

SETA MONTHLY FISCAL REPORT

925 Del Paso Blvd., Suite 100, Sacramento, CA 95815

R5212

Month: April 1 - April 30, 2018

Agreement No.: 18C5551S0

Delegate: SCUSD - Child Development Department

Program: PA 22 HS BASIC

Remit to address: General Accounting Department - 802A

PA 20 BASIC T/TA R5212

5735 47th Avenue

PA 25 EHS

SACRAMENTO, CA 95824

PA 26 EHS T/TA

OTHER

	Cost Item	Actual Expenses		* Current Budget	Unexpended Balance
		Current Period & Adjustments	Cumulative To Date		
I. A D M I N	Personnel				0.00
	Fringe Benefits				0.00
	Travel				0.00
	Equipment				0.00
	Supplies				0.00
	Contractual				0.00
	Construction				0.00
	Other				0.00
	Indirect 4.21%	8.21	428.89	808.00	379.11
	I. TOTAL ADMINISTRATION	\$8.21	\$428.89	\$808.00	\$379.11
Non-Federal Administration					
Total Fed. And Non-Fed. Administration	\$8.21	\$428.89	\$808.00	\$379.11	
II. P R O G R A M	Personnel	0.00	0.00	0.00	0.00
	Fringe Benefits	0.00	0.00	0.00	0.00
	Travel	0.00	0.00	0.00	0.00
	Equipment	0.00	0.00	0.00	0.00
	Supplies	0.00	0.00	0.00	0.00
	Contractual	0.00	0.00	0.00	0.00
	Construction	0.00	0.00	0.00	0.00
	Other	195.00	10,187.42	19,192.00	9,004.58
					0.00
	II. TOTAL PROGRAM	\$195.00	\$10,187.42	\$19,192.00	9,004.58
NON-FEDERAL PROGRAM Reported on Basic	\$0.00	\$0.00	\$0.00	0.00	
TOTAL SETA COSTS (I + II)	\$203.21	\$10,616.31	\$20,000.00	9,383.69	

Gerardo Castillo	5/8/2018	Shelagh Ferguson	916.643.7878
Chief Business Officer - Authorized Signature	Date	Prepared By	Phone

Attachment 4

SETA MONTHLY FISCAL REPORT

925 Del Paso Blvd., Suite 100, Sacramento, CA 95815

R5213

Month:	April 1 - April 30, 2018	Agreement No.:	18C5551S0
Delegate:	SCUSD - Child Development Department	Program:	<input type="checkbox"/> PA 22 HS BASIC <input type="checkbox"/> PA 20 BASIC T/TA <input checked="" type="checkbox"/> PA 25 EHS R5213 <input type="checkbox"/> PA 26 EHS T/TA <input type="checkbox"/> OTHER
Remit to address	General Accounting Department - 802A		
	5735 47th Avenue		
	SACRAMENTO, CA 95824		

	Cost Item	Actual Expenses		* Current Budget	Unexpended Balance
		Current Period & Adjustments	Cumulative To Date		
I. A D M I N	Personnel	1,805.59	14,619.75	31,474.00	16,854.25
	Fringe Benefits	1,711.49	14,283.82	39,518.00	25,234.18
	Travel	0.00	0.00	0.00	0.00
	Equipment	0.00	0.00	0.00	0.00
	Supplies	0.00	1.87	200.00	198.13
	Contractual	0.00	0.00	0.00	0.00
	Construction	0.00	0.00	0.00	0.00
	Other	0.00	0.00	105.00	105.00
	Indirect Costs 4.21%	6,660.33	55,802.23	72,006.00	16,203.77
	I. TOTAL ADMINISTRATION	\$10,177.41	\$84,707.67	\$143,303.00	\$58,595.33
Non-Federal Administration					
Total Fed. And Non-Fed. Administration	\$10,177.41	\$84,707.67	\$143,303.00	\$58,595.33	
II. P R O G R A M	Personnel	87,011.50	747,868.19	867,089.00	119,220.81
	Fringe Benefits	64,746.90	528,481.98	727,119.00	198,637.02
	Travel	445.00	445.00	445.00	0.00
	Equipment	0.00	0.00	0.00	0.00
	Supplies	1,015.82	4,802.71	18,932.00	14,129.29
	Contractual	0.00	0.00	0.00	0.00
	Construction	0.00	0.00	0.00	0.00
	Other	1,466.24	14,965.00	25,468.00	10,503.00
	II. TOTAL PROGRAM	\$154,685.46	\$1,296,562.88	\$1,639,053.00	342,490.12
NON-FEDERAL PROGRAM Basic & T/TA March	\$45,926.70	\$315,282.27	\$452,480.00	137,197.73	
TOTAL SETA COSTS (I + II)	\$164,862.87	\$1,381,270.55	\$1,782,356.00	401,085.45	

Gerardo Castillo	5/8/2018	Shelagh Ferguson	916.643.7878
Chief Business Officer - Authorized Signature	Date	Prepared By	Phone

Attachment 5
SETA MONTHLY FISCAL REPORT
 925 Del Paso Blvd., Suite 100, Sacramento, CA 95815
R5216

Month: April 1 - April 30, 2018

Delegate: SCUSD - Child Development Department

Remit to address General Accounting Department - 802A

5735 47th Avenue

SACRAMENTO, CA 95824

Agreement No.: 18C5551S0


Program: PA 22 HS BASIC

PA 20 BASIC T/TA

PA 25 EHS

PA 26 EHS T/TA R5216

OTHER

Cost Item	Actual Expenses		* Current Budget	Unexpended Balance	
	Current Period & Adjustments	Cumulative To Date			
I. A D M I N	Personnel			0.00	
	Fringe Benefits			0.00	
	Travel			0.00	
	Equipment			0.00	
	Supplies			0.00	
	Contractual			0.00	
	Construction			0.00	
	Other			0.00	
	Indirect 4.21%	34.90	322.95	1,114.00	791.05
	I. TOTAL ADMINISTRATION	\$34.90	\$322.95	\$1,114.00	\$791.05
Non-Federal Administration					
Total Fed. And Non-Fed. Administration	\$34.90	\$322.95	\$1,114.00	\$791.05	
II. P R O G R A M	Personnel	0.00	0.00	0.00	
	Fringe Benefits	0.00	0.00	0.00	
	Travel	0.00	0.00	0.00	
	Equipment	0.00	0.00	0.00	
	Supplies	0.00	0.00	650.00	650.00
	Contractual	0.00	0.00	0.00	0.00
	Construction	0.00	0.00	0.00	0.00
	Other	829.00	7,670.93	25,800.00	18,129.07
					0.00
	II. TOTAL PROGRAM	\$829.00	\$7,670.93	\$26,450.00	18,779.07
NON-FEDERAL PROGRAM Reported with Basic	\$0.00	\$0.00	\$0.00	0.00	
TOTAL SETA COSTS (I + II)	\$863.90	\$7,993.88	\$27,564.00	19,570.12	
Gerardo Castillo		5/8/2018	Shelagh Ferguson	916.643.7878	
Chief Business Officer - Authorized Signature		Date	Prepared By	Phone	

Attachment 6
CHILD DEVELOPMENT DEPARTMENT
SETA MONTHLY FISCAL REPORT
R5211

Month: May 1 - May 31, 2018


Delegate: SACRAMENTO CITY UNIFIED SCHOOL DISTRICT

Remit to address: GENERAL ACCOUNTING DEPARTMENT - 802A
5735 47TH AVENUE
SACRAMENTO, CA 95824

Agreement No.: 18C5551S0

Program: PA 3125 EHS-CCP BASIC R5211
 PA 3120 EHS-CCP T/TA R5221
 PA 3128 EHS-CCP START UP R5243

Cost Item	Actual Expenses		* Current Budget	Unexpended Balance
	Current Period & Adjustments	Cumulative To Date		
I Personnel	196.43	1,513.56	1,726.00	212.44
Fringe Benefits	110.03	978.55	1,066.00	87.45
A Occupancy	0.00	0.00	0.00	0.00
D Staff Travel	0.00	0.00	0.00	0.00
M Supplies	10.41	49.54	1,015.00	965.46
I Other	0.00	0.00	105.00	105.00
N Indirect Costs 4.21%	3,343.69	28,150.65	29,076.00	925.35
I. TOTAL ADMINISTRATION	\$3,660.56	\$30,692.30	\$32,988.00	\$2,295.70
NON-FEDERAL ADMINISTRATION *				
TOTAL FED & NON-FED ADMIN	\$3,660.56	\$30,692.30	\$32,988.00	\$2,295.70
II. a. Personnel**	48,957.14	403,128.39	351,729.00	(51,399.39)
b. Fringe Benefits**	28,561.10	251,647.47	270,207.00	18,559.53
P c. Travel	0.00	0.00	0.00	0.00
R d. Equipment	0.00	0.00	0.00	0.00
O e. Supplies	129.38	4,451.98	48,557.00	44,105.02
G f. Contractual	0.00	0.00	0.00	0.00
R g. Construction	0.00	0.00	0.00	0.00
A h. Other	1,458.05	6,891.80	16,245.00	9,353.20
M				
II. TOTAL PROGRAM	\$79,105.67	\$666,119.64	\$686,738.00	20,618.36
NON-FEDERAL PROGRAM				
Basic 719,726 & T/TA 17,500 April	\$29,417.62	\$244,636.70	\$184,307.00	(60,329.70)
TOTAL SETA COSTS (I+II)	\$82,766.23	\$696,811.94	\$719,726.00	22,914.06

Gerardo Castillo 	6/4/2018	Shelagh Ferguson	916.643.7878
Chief Business Officer - Authorized Signature	Date	Prepared By	Phone

R5211. August16-17

SUBSIDIZED SLOTS

How many subsidized slots are you contractually obligated to retain? 8

How many subsidized slots do you currently have? 8
100%

If the number of current subsidized slots is less than the contractual obligation, then you must submit the "Subsidy Loss Reimbursement Claim Form" to receive a reimbursement for the lost subsidy.

Attachment 7

**CHILD DEVELOPMENT DEPARTMENT
SETA MONTHLY FISCAL REPORT**

R5221

Month: May 1 - May 31, 2018

Agreement No.: 18C5551S0

Delegate: SACRAMENTO CITY UNIFIED SCHOOL DISTRICT

Program: PA 3125 EHS-CCP BASIC R5211

Remit to address: GENERAL ACCOUNTING DEPARTMENT - 802A

PA 3120 EHS-CCP T/TA R5221

5735 47TH AVENUE

PA 3128 EHS-CCP START UP R5243

SACRAMENTO, CA 95824

Cost Item	Actual Expenses		* Current Budget	Unexpended Balance
	Current Period & Adjustments	Cumulative To Date		
I Personnel	0.00	0.00	0.00	0.00
Fringe Benefits	0.00	0.00	0.00	0.00
A Occupancy	0.00	0.00	0.00	0.00
D Staff Travel	0.00	0.00	0.00	0.00
M Supplies	0.00	0.00	0.00	0.00
I Other	0.00	0.00	0.00	0.00
N Indirect Costs 4.21%	184.44	589.24	707.00	117.76
I. TOTAL ADMINISTRATION	\$184.44	\$589.24	\$707.00	\$117.76
NON-FEDERAL ADMINISTRATION *				
TOTAL FED & NON-FED ADMIN	\$184.44	\$589.24	\$707.00	\$117.76
II. a. Personnel**	0.00	0.00	0.00	0.00
b. Fringe Benefits**	0.00	0.00	0.00	0.00
P c. Travel	0.00	0.00	0.00	0.00
R d. Equipment	0.00	0.00	0.00	0.00
O e. Supplies	1,095.90	1,095.90	1,095.90	0.00
G f. Contractual	0.00	0.00	0.00	0.00
R g. Construction	0.00	0.00	0.00	0.00
A h. Other	3,285.00	12,900.00	15,697.10	2,797.10
M II. TOTAL PROGRAM	\$4,380.90	\$13,995.90	\$16,793.00	2,797.10
NON-FEDERAL PROGRAM	\$0.00	\$0.00	\$0.00	0.00
TOTAL SETA COSTS (I+II)	\$4,565.34	\$14,585.14	\$17,500.00	2,914.86

Gerardo Castillo

6/4/2018

Shelagh Ferguson

916.643.7878

Chief Business Officer - Authorized Signature

Date

Prepared By

Phone

R.5221.16-17

SUBSIDIZED SLOTS

How many subsidized slots are you contractually obligated to retain? 8

How many subsidized slots do you currently have? 8

If the number of current subsidized slots is less than the contractual obligation, then you must submit the "Subsidy Loss Reimbursement Claim Form" to receive a reimbursement for the lost subsidy.