



Putting  
Children  
First

# Sacramento City Unified School District BOARD OF EDUCATION MEETING AND WORKSHOP

## Board of Education Members

Christina Pritchett, President (Trustee Area 3)  
Jay Hansen, Vice President (Trustee Area 1)  
Jessie Ryan, Second Vice President (Trustee Area 7)  
Ellen Cochrane, (Trustee Area 2)  
Gustavo Arroyo, (Trustee Area 4)  
Diana Rodriguez, (Trustee Area 5)  
Darrel Woo, (Trustee Area 6)  
Elizabeth Barry, Student Member

Thursday, March 17, 2016

4:30 p.m. Closed Session

6:30 p.m. Open Session

## Serna Center

Community Conference Rooms  
5735 47<sup>th</sup> Avenue  
Sacramento, CA 95824

# AGENDA

2015/16-18

*Allotted Time*

4:30 p.m. **1.0 OPEN SESSION / CALL TO ORDER / ROLL CALL**

**2.0 ANNOUNCEMENT AND PUBLIC COMMENT REGARDING ITEMS TO BE DISCUSSED IN CLOSED SESSION**

**3.0 CLOSED SESSION**

*While the Brown Act creates broad public access rights to the meetings of the Board of Education, it also recognizes the legitimate need to conduct some of its meetings outside of the public eye. Closed session meetings are specifically defined and limited in scope. They primarily involve personnel issues, pending litigation, labor negotiations, and real property matters.*

3.1 *Government Code 54956.9 - Conference with Legal Counsel – Anticipated Litigation:*

a) *Significant exposure to litigation pursuant to subdivision (d)(2) of Government Code section 54956.9*

b) *Initiation of litigation pursuant to subdivision (d)(4) of Government Code section 54956.9*

3.2 *Government Code 54957.6 (a) and (b) Negotiations/Collective Bargaining CSA, SCTA, SEIU, Teamsters, UPE, Unrepresented Management*

3.3 *Government Code 54957 – Public Employee Discipline/Dismissal/Release/Reassignment*

3.4 *Government Code 54957 - Public Employee Performance Evaluation:*  
a) *Superintendent*

6:30 p.m. **4.0 CALL BACK TO ORDER/PLEDGE OF ALLEGIANCE**

*The Pledge of Allegiance will be led by members of the Academic Decathlon Team from New Technology High School.*

- *Presentation of Certificates by Board Member Darrel Woo.*

6:35 p.m. **5.0 ANNOUNCEMENT OF ACTION TAKEN IN CLOSED SESSION**

6:40 p.m. **6.0 AGENDA ADOPTION**

**7.0 SPECIAL PRESENTATION**

6:45 p.m. 7.1 *Participatory Budgeting at The MET High School (Jessie Ryan)* 10 minute presentation

6:55 p.m. 7.2 *Presentation on Voter Registration Project at The MET High School (Jay Hansen and student Zelia Gonzales)* 10 minute presentation

7:05 p.m. **8.0 PUBLIC COMMENT** 15 minutes

*Members of the public may address the Board on non-agenda items that are within the subject matter jurisdiction of the Board. Please fill out a yellow card available at the entrance. Speakers may be called in the order that requests are received, or grouped by subject area. We ask that comments are limited to two (2) minutes with no more than 15 minutes per single topic so that as many people as possible may be heard. By law, the Board is allowed to take action only on items on the agenda. The Board may, at its discretion, refer a matter to district staff or calendar the issue for future discussion.*

7:20 p.m. **9.0 CONSENT AGENDA** 2 minutes

*Generally routine items are approved by one motion without discussion. The Superintendent or a Board member may request an item be pulled from the consent agenda and voted upon separately.*

9.1 Items Subject or Not Subject to Closed Session:

9.1a *Approve Grants, Entitlements and Other Income Agreements, Ratification of Other Agreements, Approval of Bid Awards, Change Notices and Notices of Completion (Gerardo Castillo, CPA)*

9.1b *Approve Personnel Transactions (Cancy McArn)*

9.1c *Approve Sutter Middle School Field Trip to Ashland, Oregon from April 5 – 7, 2016 (Lisa Allen and Olga Simms)*

9.1d *Approve Consolidated Application 2015-2016 Winter Report (Iris Taylor and Lisa Hayes)*

- 9.1e *Approve Business and Financial Report: Warrants, Checks, and Electronic Transfers Issued for the Period of February 2016 (Gerardo Castillo, CPA)*
- 9.1f *Approve Resolution No. 2875: District Representatives for School Facilities Program (Cathy Allen)*
- 9.1g *Approve Minutes of the February 18, 2016, Board of Education Meeting (José L. Banda)*
- 9.1h *Approve Early Kinder Program – Board Policy #6170.1 Revision (Iris Taylor and John Conway)*

**10.0 BOARD WORKSHOP/STRATEGIC PLAN AND OTHER INITIATIVES**

- |           |   |   |
|-----------|---|---|
| 7:22 p.m. | 10.1 <i>Approve Resolution No. 2877: Renewal of the Charter for California Montessori Project – Capitol Campus (Jack Kraemer)</i>                           | <b>Action</b><br>5 minute presentation<br>10 minute discussion                            |
| 7:37 p.m. | 10.2 <i>Educator Effectiveness Plan (Ted Appel)</i>   | <b>Conference/1<sup>st</sup> Reading</b><br>5 minute presentation<br>10 minute discussion |
| 7:52 p.m. | 10.3 <i>Approve 2015-2016 Second Interim Financial Report and Budget Update (Gerardo Castillo, CPA)</i>   | <b>Conference/Action</b><br>20 minute presentation<br>30 minute discussion                |
| 8:42 p.m. | 10.4 <i>Approve Resolution No. 2876: Notice of Layoff: Classified Employees – Reduction in Force Due to Lack of Funds and/or Lack of Work (Cancy McArn)</i> | <b>Conference/Action</b><br>5 minute presentation<br>10 minute discussion                 |
| 8:57 p.m. | 10.5 <i>Approve the Multiple Subject Elementary – with BCLAD Mandarin Variable Term Waiver (Cancy McArn)</i>  | <b>Conference/Action</b><br>2 minute presentation<br>2 minute discussion                  |

9:01 p.m. **11.0 BUSINESS AND FINANCIAL INFORMATION/REPORTS** **Receive Information**

- 11.1 *Business and Financial Information:*
  - *Purchase Order Board Report for the Period of January 15, 2016, through February 14, 2016*
  - *Report of Contracts within the Expenditure Limits Specified in Section PCC 20111 for January 1, 2016, through February 29, 2016*
- 11.2 *Head Start/Early Head Start/Early Head Start Expansion Reports*

9:03 p.m. **12.0 FUTURE BOARD MEETING DATES / LOCATIONS**

- ✓ April 3, 2016, 10:00 a.m. Board Retreat, 3:30 p.m. Closed Session; Shriners Hospital  
2425 Stockton Boulevard, 7<sup>th</sup> Floor
- ✓ April 7, 2016, 4:30 p.m. Closed Session; 6:30 p.m. Open Session; Serna Center, 5735  
47<sup>th</sup> Avenue, Community Room; Regular Workshop Meeting

9:05 p.m. **13.0 ADJOURNMENT**

*NOTE: The Sacramento City Unified School District encourages those with disabilities to participate fully in the public meeting process. If you need a disability-related modification or accommodation, including auxiliary aids or services, to participate in the public meeting, please contact the Board of Education Office at (916) 643-9314 at least 48 hours before the scheduled Board of Education meeting so that we may make every reasonable effort to accommodate you. [Government Code § 54953.2; Americans with Disabilities Act of 1990, § 202 (42 U.S.C. §12132)] Any public records distributed to the Board of Education less than 72 hours in advance of the meeting and relating to an open session item are available for public inspection at 5735 47<sup>th</sup> Avenue at the Front Desk Counter and on the District's website at [www.scusd.edu](http://www.scusd.edu)*



# SACRAMENTO CITY UNIFIED SCHOOL DISTRICT BOARD OF EDUCATION

Agenda Item 9.1a

**Meeting Date:** March 17, 2016

**Subject:** Approval of Grants, Entitlements, and Other Income Agreements  
Ratification of Other Agreements  
Approval of Bid Awards  
Approval of Declared Surplus Materials and Equipment  
Change Notices  
Notices of Completion

- Information Item Only
- Approval on Consent Agenda
- Conference (for discussion only)
- Conference/First Reading (Action Anticipated: \_\_\_\_\_)
- Conference/Action
- Action
- Public Hearing

**Division:** Business Services

**Recommendation:** Recommend approval of items submitted.

**Background/Rationale:**

**Financial Considerations:** See attached.

**LCAP Goal(s):** Career and College Ready Students; Safe, Clean & Healthy Schools

**Documents Attached:**

1. Grants, Entitlements, and Other Income Agreements
2. Other Agreements
3. Approval of Declared Surplus Materials and Equipment
4. Recommended Bid Awards – Supplies/Equipment
5. Notices of Completion – Facilities Projects

**Estimated Time of Presentation:** N/A

**Submitted by:** Gerardo Castillo, CPA, Chief Business Officer  
Kimberly Teague, Contract Specialist

**Approved by:** José L. Banda, Superintendent

**GRANTS, ENTITLEMENTS AND OTHER INCOME AGREEMENTS - REVENUE**

<u>Contractor</u>	<u>Description</u>	<u>Amount</u>
<b><u>CHILD DEVELOPMENT</u></b>		
A16-00073 Sacramento Employment & Training Agency (SETA)	8/1/16 – 7/31/17: Grant funding applications for Head Start and Early Head Start Programs. The Child Development Department enrolls and serves 1,211 children within Head Start, Children’s Centers, Infant/Toddler, and Home Based Programs. Children ages 3-5 enrolled in the Head Start Program receive comprehensive services, including mental health and health screenings. Families are encouraged to enter into partnership agreements to set family goals. Goals include completing school, seeking new employment opportunities, nutrition education, and learning child development strategies. Early Head Start serves pregnant teens and children ages 0-3 years. Social workers, registered nurses, and other health professionals provide direct services and referrals to program participants. Upon submission and approval of Child Development’s grant funding application for Head Start/Early Head Start, the SCUSD Board of Education authorizes SETA to serve as the grantee, and if awarded, authorizes the Chief Business Officer to execute the sub-grant agreement with reasonable modifications and any other documents required by the funding source.	\$8,635,832 Head Start Program  \$1,564,606 Early Head Start Program
A16-00074 Sacramento Employment & Training Agency (SETA)	2/1/16 – 1/31/17: Early Head Start Expansion Partnership Grant provides funding to serve 40 infants and toddlers at three sites: American Legion High School, Hiram Johnson High School, and Elder Creek Elementary School. Early Head Start serves children ages 0-3 years. Social workers, registered nurses, and other health professionals provide direct services and referrals to program participants.	\$717,500 Early Head Start Program

**STRATEGY & INNOVATION OFFICE**

A16-00072 Stuart Foundation	3/1/16 – 7/31/16: Grant funds to conduct a feasibility study that explores the benefit of expanding enrollment at Health Professions High School to include grades six through eight.	\$60,000 No Match
--------------------------------	---	----------------------

**EXPENDITURE AND OTHER AGREEMENTS**

<u>Contractor</u>	<u>Description</u>	<u>Amount</u>
<b><u>FACILITIES SUPPORT SERVICES</u></b>		
SA16-00528 HMC Architects	1/1/16 – Completion of Services. Architectural and Engineering Services for the Roof Repairs/Replacement Project at Pacific Elementary School.	\$95,334 Emergency Repair Program Funds

**FACILITIES SUPPORT SERVICES**

SA16-00703  
HMR Architects

1/1/16 – Completion of Services. Architectural and Engineering Services for the Roof Replacement Project at John Still Middle School.

\$102,361  
Emergency  
Repair Program  
Funds

**APPROVAL OF DECLARED SURPLUS MATERIALS AND EQUIPMENT**

<b>ITEM</b>	<b>SITE/DEPARTMENT</b>	<b>TOTAL VALUE</b>	<b>DISPOSAL METHOD</b>
Wide Format Printer Letter Folder	Print Shop	\$500.00 (estimated) \$500.00 (estimated)	Trade-in Trade-in
26 Food Cart (old) Vehicles, Vans (7 each)	Nutrition Services	None \$700.00 (estimated)	Surplus Salvage
Shop Vehicles (4 each)	Facilities Support Services	\$400.00 (estimated)	Salvage

**RECOMMENDED BID AWARDS – SUPPLIES/EQUIPMENT**

Bid No.160101                      Canned Fruits & Vegetables  
Bids Received:                      January 21, 2016  
Recommendation:                      See Below  
Amount/Funding:                      Nutrition Services

<b>BIDDER</b>	<b>BIDDER LOCATION</b>	<b>Awarded Line Item(s)</b>	<b>AMOUNT</b>
Neostar USA, LLC	Irvine, CA	2, 15, 16,	\$165,393.00
Sysco of Sacramento	Pleasant Grove, CA	4,7, 9, 10, 11, 12,	\$174,803.00
Pacific Coast Producers	Lodi, CA	17	\$48,100.00

District Staff recommends NOT awarding the following line items: 1, 3, 5, 6, 8, 13, 14 & 18, exercising USDA Policy Memo SP-24-2016 in maintaining compliance of the Buy American Provision in the National School Lunch Program identifying that “Compleitive bids reveal the costs of a US products are significantly higher than the non-domestic product”. Nutrition Services will utilizes entitlement USDA Food funds to purchase the items not awarded.

**NOTICES OF COMPLETION – FACILITIES PROJECTS**

Contract work is complete and Notices of Completion may be executed.

<b><u>Contractor</u></b>	<b><u>Project</u></b>	<b><u>Completion Date</u></b>
Roebbelen Contracting	Child Development Projects (4)	February 29, 2016
Roebbelen Contracting	Hardcourt & Parking Lot Paving at Isador Cohen Elementary School	February 26, 2016
Studebaker Brown Electric	Fire Alarm System Replacement at Fruit Ridge Elementary School	February 2, 2016





**PROJECT AUTHORIZATION FORM**

**Roof Repairs/Replacement at Pacific Elementary School**

**Date: March 17, 2016**

Pursuant to the Master Architect Agreement dated April 8, 2014 between HMC Architects and Sacramento City Unified School District, Architect hereby submits a scope of work upon the terms described below and in the Master Architect Agreement.

**TERMS**

**A. Project Description**

“Project” shall mean the work of improvement and the construction thereof, including the Architect's services as follows:

Architectural Design Services as needed for the Roof Repairs/Replacement Emergency Repair Program Project at Pacific Elementary School.

**B. Compensation**

For the Basic Services provided pursuant to the Master Agreement and this Project Authorization, Architect shall be compensated in the manner identified below:

**Flat Fee**

Architect shall be compensated \$95,334.00 for the Basic Services under this Master Agreement. Architect acknowledges that the flat fee price for the Basic Services includes contingency compensation in the event that more time and costs than originally anticipated may be necessary to complete the Basic Services.

**C. Reimbursable Expenses**

Pursuant to Section 4.3, Architect’s total reimbursement for Reimbursable Expenses shall not exceed \$0, which is Architect’s estimate of the maximum total cost of Reimbursable Expenses on the Project.

**D. Asbestos**

The language identified in Section 5.7.15  is  is not applicable to this Project.

**E. Section 8.2**

Consistent with Section 8.2, the following insurance shall be maintained by the Architect in full force and effect during the entire period of performance of this Agreement, including any extensions, and shall be written on an "occurrence" basis, with specific limits set forth: Commercial general liability insurance, excluding coverage for motor vehicles, shall be in amounts not less than \$1,000,000 general aggregate; Personal and advertising injury aggregate, with a per occurrence limit of \$1,000,000; Automobile liability insurance covering motor vehicles shall be in an amount not less than \$1,000,000 combined single limit.

District hereby authorizes Architect to proceed with the work upon the terms described herein and in Master Agreement.

**HMC ARCHITECTS**

Dated: \_\_\_\_\_

\_\_\_\_\_  
Mitchell Carp, Senior Vice President

**SACRAMENTO CITY UNIFIED SCHOOL DISTRICT**

Dated: \_\_\_\_\_

\_\_\_\_\_  
Gerardo Castillo  
Chief Business Officer



**PROJECT AUTHORIZATION FORM**

**Roof Replacement at John Still Middle School**

**Date: March 17, 2016**

Pursuant to the Master Architect Agreement dated April 8, 2014 between HMR Architects and Sacramento City Unified School District, Architect hereby submits a scope of work upon the terms described below and in the Master Architect Agreement.

**TERMS**

**A. Project Description**

“Project” shall mean the work of improvement and the construction thereof, including the Architect's services as follows:

Architectural and Engineering Services as needed for the Roof Replacement Emergency Repair Program Project at John Still Middle School.

**B. Compensation**

For the Basic Services provided pursuant to the Master Agreement and this Project Authorization, Architect shall be compensated in the manner identified below:

**Flat Fee**

Architect shall be compensated \$102,361.32 for the Basic Services under this Master Agreement. Architect acknowledges that the flat fee price for the Basic Services includes contingency compensation in the event that more time and costs than originally anticipated may be necessary to complete the Basic Services.

**C. Reimbursable Expenses**

Pursuant to Section 4.3, Architect's total reimbursement for Reimbursable Expenses shall not exceed \$0, which is Architect's estimate of the maximum total cost of Reimbursable Expenses on the Project.

**D. Asbestos**

The language identified in Section 5.7.15  is  is not applicable to this Project.

**E. Section 8.2**

Consistent with Section 8.2, the following insurance shall be maintained by the Architect in full force and effect during the entire period of performance of this Agreement, including any extensions, and shall be written on an "occurrence" basis, with specific limits set forth: Commercial general liability insurance, excluding coverage for motor vehicles, shall be in amounts not less than \$1,000,000 general aggregate; Personal and advertising injury aggregate, with a per occurrence limit of \$1,000,000; Automobile liability insurance covering motor vehicles shall be in an amount not less than \$1,000,000 combined single limit.

District hereby authorizes Architect to proceed with the work upon the terms described herein and in Master Agreement.

**HMR ARCHITECTS**

Dated: \_\_\_\_\_

\_\_\_\_\_  
Scott Pullen, Principal

**SACRAMENTO CITY UNIFIED SCHOOL DISTRICT**

Dated: \_\_\_\_\_

\_\_\_\_\_  
Gerardo Castillo  
Chief Business Officer



# SACRAMENTO CITY UNIFIED SCHOOL DISTRICT BOARD OF EDUCATION

Agenda Item 9.1b

**Meeting Date:** March 17, 2016

**Subject:** Approve Personnel Transactions

- Information Item Only
- Approval on Consent Agenda
- Conference (for discussion only)
- Conference/First Reading (Action Anticipated: \_\_\_\_\_)
- Conference/Action
- Action
- Public Hearing

**Department:** Human Resource Services

**Recommendation:** Approve Personnel Transactions

**Background/Rationale:** N/A

**Financial Considerations:** N/A

**LCAP Goal(s):** Safe, Clean and Healthy Schools

**Documents Attached:**

1. Certificated Personnel Transactions Dated March 17, 2016
2. Classified Personnel Transactions Dated March 17, 2016

<p><b>Estimated Time of Presentation:</b> N/A <b>Submitted by:</b> Cancy McArn, Chief Human Resources Officer <b>Approved by:</b> José L. Banda, Superintendent</p>
---

Attachment 1: CERTIFICATED 03/17/2016

NameLast	NameFirst	JobPerm	JobClass	PrimeSite	BegDate	EndDate	Comment
<b>EMPLOY</b>							
BITHER TERRY CADITZ	ANNE	0	Teacher, High School	HIRAM W. JOHNSON HIGH SCHOOL	1/29/2016	6/30/2016	EMPLOY "0" YEAR PROB, NFC EFF 1/29/16
SCHIFFMAIER	SIERRA	B	Teacher, High School	JOHN F. KENNEDY HIGH SCHOOL	2/22/2016	6/30/2016	EMPLOY PROB1 2/22/16
OSCARSON	LESLIE	B	Teacher, Resource, Special Ed.	ETHEL I. BAKER ELEMENTARY	2/12/2016	6/30/2016	EMPLOY PROB1 EFF 2/12/16
OSCARSON	LESLIE	B	Teacher, Resource, Special Ed.	JOHN BIDWELL ELEMENTARY	2/12/2016	6/30/2016	EMPLOY PROB1 EFF 2/12/16
OSCARSON	LESLIE	B	Teacher, Resource, Special Ed.	PACIFIC ELEMENTARY SCHOOL	2/12/2016	6/30/2016	EMPLOY PROB1 EFF 2/12/16
TRAN	ANGELA	B	Teacher, High School	WEST CAMPUS	2/17/2016	6/30/2016	EMPLOY PROB1 EFF 2/17/16
<b>STATUS CHANGE</b>							
SANTOS	TESSA	0	Resource Spec Tchr, SE, Elem	CALEB GREENWOOD ELEMENTARY	2/1/2016	6/30/2016	SAL CHG FR 1/3 TO 3/3 EFF 2/1/16
FOOTE	SUZANNE	B	Teacher, Resource, Special Ed.	PONY EXPRESS ELEMENTARY SCHOOL	9/3/2015	6/30/2016	SAL CHG FR 2/1 TO 2/4 EFF 9/3/15
LINDAHL	RUTH	A	Teacher, High School	HIRAM W. JOHNSON HIGH SCHOOL	2/1/2016	6/30/2016	SAL INCR FR 2/13 TO 3/13 EFF 2/1/16
CARTER	KATHERINE	A	Lang. Speech & Hearing Speclst	SPECIAL EDUCATION DEPARTMENT	7/1/2015	2/21/2016	STCHG TO PERM EFF 7/1/10
CISNEROS	MARY	A	Teacher, Elementary	BG CHACON ACADEMY	2/1/2016	6/30/2016	CLASS CHG TO "D" EFF 2-1-16
FETZER	MICHELLE	A	Coord III Curr, Mathematics	ACADEMIC OFFICE	1/26/2016	6/30/2016	REA FR TS EFF 1/26/16-6/30/16
GRAY	DE SHANNUC	B	Counselor, High School	LUTHER BURBANK HIGH SCHOOL	1/28/2016	6/30/2016	REA/STCHG, EFF 1/28/16
COLCHICO	KATHERINE	C	Teacher, Resource, Special Ed.	ETHEL PHILLIPS ELEMENTARY	7/1/2015	6/30/2016	REA/TR .30 FR INT COM. 7/1/15
TRAN	NHU	A	Teacher, High School	JOHN F. KENNEDY HIGH SCHOOL	2/16/2016	6/30/2016	REA/TR FR WEST CAMPUS 2/16/16
<b>LEAVES</b>							
AULT	BRITAINIE	0	Teacher, K-8	ROSA PARKS MIDDLE SCHOOL	12/5/2015	2/1/2016	AMEND LOA (PD) HE/ EFF 12/5/15- 2/1/16
MASHININI-NIGL	SIPHIWE	A	Teacher, Elementary	PACIFIC ELEMENTARY SCHOOL	2/3/2016	2/29/2016	EXT LOA HE PD 2/3/16-2/29/16
BAILS	STEVEN	A	Teacher, K-8	JOHN H. STILL - K-8	2/12/2016	6/29/2016	EXT LOA HE/FMLA PD 2/12/16-6/29/16
MOSELY	KRISTAL	N	Teacher, Elementary	CAMELLIA BASIC ELEMENTARY	9/3/2015	2/2/2016	EXT TC, EFF 1/30/16-2/2/16
CARTER	KATHERINE	A	Lang. Speech & Hearing Speclst	SPECIAL EDUCATION DEPARTMENT	2/22/2016	4/27/2016	LOA (PD) HE EFF 2/22/16-4/27/16
WENELL	NITAL	A	Teacher, Middle School	FERN BACON MIDDLE SCHOOL	1/11/2016	3/4/2016	LOA (PD) HE/PDL EFF 1-16-16 TO 3/4/16
LEE	LINDA	C	School Psychologist	SPECIAL EDUCATION DEPARTMENT	2/12/2016	5/9/2016	LOA (UNPD) FMLA 2-12-16 TO 5-9-16
AULT	BRITAINIE	0	Teacher, K-8	ROSA PARKS MIDDLE SCHOOL	2/2/2016	2/14/2016	LOA (UNPD) FMLA EFF 2/2/16-2/14/16
ROSALES	RAMON	A	Teacher, Spec Ed	JOHN F. KENNEDY HIGH SCHOOL	2/22/2016	6/30/2016	LOA ADMIN PD 2/22/16-6/30/16
BUERGER	SARAH	A	Teacher, Elementary	CROCKER/RIVERSIDE ELEMENTARY	1/4/2016	6/30/2016	LOA AMEND RTN (PD)FMLA/HE EFF 1/4/16
BUERGER	SARAH	A	Teacher, Elementary	CROCKER/RIVERSIDE ELEMENTARY	9/3/2015	1/3/2016	LOA AMEND(PD)FMLA/HE EFF 9/3/15-1/3/16
OUSLEY	JOHN	A	Teacher, High School	WEST CAMPUS	2/8/2016	2/16/2016	LOA FMLA PD 2/8/16-2/26/16
OUSLEY	JOHN	A	Teacher, High School	WEST CAMPUS	2/17/2016	6/30/2016	LOA RTN (PD) FMLA, EFF 2/17/16
AULT	BRITAINIE	0	Teacher, K-8	ROSA PARKS MIDDLE SCHOOL	2/15/2016	6/30/2016	LOA RTN (UNPD) FMLA EFF 2/15/16
MASHININI-NIGL	SIPHIWE	A	Teacher, Elementary	PACIFIC ELEMENTARY SCHOOL	3/1/2016	6/30/2016	LOA RTN PD HE 3/1/16
VANG	JADE	A	Teacher, Elementary	PACIFIC ELEMENTARY SCHOOL	3/1/2016	6/30/2016	LOA RTN PD HE 3/1/16
LOWREY	JENNIFER	A	Teacher, Spec Ed	SPECIAL EDUCATION DEPARTMENT	2/26/2016	6/30/2016	LOA RTN(UNPD) FMLA/BABY BONDING EFF 2/26/16
<b>SEP/RESIGN/RETIRE</b>							
ALEXANDER	MARY	A	Teacher, Elementary Spec Subj	PETER BURNETT ELEMENTARY	7/1/2015	6/17/2016	SEP/RETIRE EFF 6/17/16
ALEXANDER	MARY	A	Teacher, Resource	PETER BURNETT ELEMENTARY	7/1/2015	6/17/2016	SEP/RETIRE EFF 6/17/16
SCHOFF	GABRIELE	A	Teacher, Elementary	TAHOE ELEMENTARY SCHOOL	7/1/2015	6/17/2016	SEP/RETIRE EFF 6/17/16
CU	EMMA	A	Teacher, Elementary	PETER BURNETT ELEMENTARY	7/1/2015	6/17/2016	SEP/RETIRE EFF 6/17/16
PIKE	GEOFFREY	A	Teacher, Elementary	PETER BURNETT ELEMENTARY	7/1/2015	6/17/2016	SEP/RETIRE EFF 6/17/16
DHINSA	MONICA	A	Teacher, K-8	ROSA PARKS MIDDLE SCHOOL	7/1/2015	6/17/2016	SEP/RETIRE EFF 6/17/16
CORTI	HAZEL	A	Teacher, Elementary	PACIFIC ELEMENTARY SCHOOL	7/1/2015	6/30/2016	RETIRED RV 6/17/16
JUAREZ	PEDRO	A	Teacher, High School	JOHN F. KENNEDY HIGH SCHOOL	7/1/2015	6/30/2016	RETIRED RV 6/17/16
GATEJEN	KURT	A	Teacher, High School	JOHN F. KENNEDY HIGH SCHOOL	12/21/2015	6/30/2016	RETIRED RV 6/30/16
SMITH	TIMOTHY	B	Teacher, High School	WEST CAMPUS	9/3/2015	1/29/2016	RESIGNED OJ 1/29/16

Attachment 2: CLASSIFIED 03/17/2016

NameLast	NameFirst	JobPerm	JobClass	PrimeSite	BegDate	EndDate	Comment
<b>EMPLOY</b>							
LEARY	NICOLE	B	Inst Aid, Spec Ed	DAVID LUBIN ELEMENTARY SCHOOL	2/29/2016	6/30/2016	EMPLOY PROB EFF 2/29/16
BARBEE	SHALLIN	B	Parent Advisor	JOHN H. STILL - K-8	2/5/2016	6/30/2016	EMPLOY PROB1 EFF 2/5/16
HENDERSON	KAREN	B	Inst Aid, Spec Ed	BOWLING GREEN ELEMENTARY	2/9/2016	6/30/2016	EMPLOY PROB1 EFF 2/9/16
BUTLER	SHANICE	B	Inst Aid, Spec Ed	BRET HARTE ELEMENTARY SCHOOL	2/1/2016	6/30/2016	EMPLPY PROB1 EFF 2-1-16
<b>RETURN/REEMPLOY</b>							
HILL	RONALD	A	Dir III, Distribution Srvc	DISTRIBUTION SERVICES	2/1/2016	6/30/2016	RE FR CUST, ST CHG LTA EFF 2/1/16-6/30/16 (B)
SUTTON	MARI	A	Inst Aid, Spec Ed	KIT CARSON MIDDLE SCHOOL	12/1/2015	6/30/2016	RTN FR HE LOA (PD) EFF 12/1/15
<b>STATUS CHANGE</b>							
LEE	ALICE	A	Bus Attendant	TRANSPORTATION SERVICES	2/18/2016	6/30/2016	STCHG .8750 2/18/16
ALLEN	SHAWNA	A	Bus Attendant	TRANSPORTATION SERVICES	2/10/2016	6/30/2016	STCHG .96875 2/10/16
YEE	CECILIA	A	Teacher Assistant, Bilingual	ELDER CREEK ELEMENTARY SCHOOL	7/1/2015	6/30/2016	STCHG FR 0.4375 EFF 7/1/15
<b>LEAVES</b>							
BERRINI	RAMONA	A	IEP Desig Inst Para-Sp Ed	SPECIAL EDUCATION DEPARTMENT	2/1/2016	2/16/2016	LOA EXT (PD) HE EFF 2/1/16-2/16/16
GONZALEZ	GLADIS	A	Inst Aide Child Dev	CHILD DEVELOPMENT PROGRAMS	2/1/2016	2/29/2016	LOA EXT (UNPD) ADMIN 2/1/16 TO 2/29/16
BALDERAS	VERONICA	B	Bus Driver	TRANSPORTATION SERVICES	1/19/2016	3/5/2016	LOA HE PD 1/19/16-3/5/16
MAYORGA	IRMA	A	Inst Aid, Spec Ed	JOHN D SLOAT BASIC ELEMENTARY	2/19/2016	4/22/2016	LOA HE PD 2/19/16-4/22/16
BERRINI	RAMONA	A	IEP Desig Inst Para-Sp Ed	SPECIAL EDUCATION DEPARTMENT	2/17/2016	6/30/2016	LOA RTN (PD) HE EFF 2/17/16
<b>SEP/RESIGN/RETIRE</b>							
CHANEY	MICHAEL	A	Bus Vehicle Mechanic	TRANSPORTATION SERVICES	7/1/2015	3/30/2016	RETIRED RV 3/30/16
CROSS	DOROTHY	A	Fd Sv Asst III	NUTRITION SERVICES DEPARTMENT	12/15/2015	5/30/2016	RETIRED RV 5/30/16
HEYNE	RYTINA	A	Inst Aid, Spec Ed	PETER BURNETT ELEMENTARY	12/1/2015	4/14/2016	SEP/39 MO RR EFF 4-14/16
ESTRADA	ROSEMARIE	A	Fd Sv Asst I	NUTRITION SERVICES DEPARTMENT	2/11/2016	2/11/2016	SEP/39MO RR 2/11/16
JASKEWICZ	BARBARA	A	Fd Sv Asst I	NUTRITION SERVICES DEPARTMENT	7/1/2015	2/1/2016	SEP/DE 2/1/16
FOSTER	MELISSA	B	Inst Aid, Spec Ed	MATSUYAMA ELEMENTARY SCHOOL	11/2/2015	2/1/2016	SEP/FO 2/1/16
RUBENSTEIN	LORI	B	Mngr III, Construction Srvs	FACILITIES SUPPORT SERVICES	7/1/2015	3/4/2016	SEP/RESIGN EFF 3/4/16
AGUILERA	TINA	B	Fd Sv Asst I	NUTRITION SERVICES DEPARTMENT	2/1/2016	2/10/2016	SEP/RESIGNED 2/10/16
THOMAS	FELISHA	B	Inst Aid, Spec Ed	THE MET	9/3/2015	2/29/2016	PROB RELEASE EFF 2/29/16



# SACRAMENTO CITY UNIFIED SCHOOL DISTRICT BOARD OF EDUCATION

Agenda Item 9.1c

**Meeting Date:** March 17, 2016

**Subject:** Approve Sutter Middle School Field Trip to Ashland, Oregon from April 5 - 7, 2016

- Information Item Only
- Approval on Consent Agenda
- Conference (for discussion only)
- Conference/First Reading (Action Anticipated: \_\_\_\_\_)
- Conference/Action
- Action
- Public Hearing

**Department:** Deputy Superintendent

**Recommendation:** Approve Sutter Middle School Field Trip to Ashland, Oregon April 5-7, 2016

**Background/Rationale:** April 5-7, 2016, a group of 42 students, 27 parent chaperones, and two teacher chaperones from Sutter Middle School will travel via chartered bus to Ashland, Oregon, to see plays at the Oregon Shakespeare Festival. Students will experience acclaimed literature and professionally performed art, allowing them to study and enjoy Shakespeare's *Twelfth Night* and Charles Dickens' *Great Expectations*. Additionally, students will participate in enrichment activities by attending workshops provided by the theater company to deepen understanding and provide hands on role-playing. The students and chaperones will be housed in the dorms at Southern Oregon University.

**Financial Considerations:** No cost to the district. Expenses paid through parent contribution. Associated Student Body funds were made available for students in need.

**LCAP Goal(s):** College and Career Ready Students

**Documents Attached:**

1. Out of State Field Trip Documents

**Estimated Time of Presentation:** N/A

**Submitted by:** Lisa Allen, Interim Deputy Superintendent  
Olga Simms, Area Assistant Superintendent

**Approved by:** José Banda, Superintendent



Sacramento City Unified School District  
**FIELD TRIP REQUEST FORM**  
(USE A SEPARATE FORM FOR EACH TRIP)

Parent Permission Form required for each student field trip, See reference distribution section for details concerning each type of trip.  
School Name Sutter Middle School Date April 5-7, 2016

Teacher's Name Marissa Keller Room # 118 Telephone # (916) 835-8766  
Fax # \_\_\_\_\_

Field Trip Destination Ashland, Oregon Shakespeare Festival

Local (50 mile radius)  Out-of-Town (Beyond 50 mile radius)  Overnight  
 Out-of-State/Country  Involving Swimming or Wading  Unusual Activities

Route I-5

Educational nature of field trip/excursion Students will enhance their literary analysis skills by attending two Shakespeare Festival plays and workshops.

Depart Date April 5, 2016 Time 8:30am am/pm Return Date April 7, 2016 Time 3:30 pm am/pm

**TRANSPORTATION** will be provided by:  Walking  School Bus – Contact Transportation Field Trip Office  
 Chartered Bus Company Certified:  yes  no – Check Risk Management Web Site  
 Private Vehicle – Complete Volunteer Personal Automobile Use Form for each vehicle and driver.  
 Parent Driver – Must have fingerprint clearance, check with Volunteer Office.  
 Faculty Driver – Complete Volunteer Personal Automobile Use Form for each vehicle and driver.  
 Public Transportation  Train  Commercial Airline  Other: \_\_\_\_\_

Funding Source Student pay their way Financial Assistance Available?  yes  no

Number of students participating: 42

Adult Supervisors/ Drivers: DRIVER DRIVER  
1) \_\_\_\_\_  yes  no 2) \_\_\_\_\_  yes  no  
3) \_\_\_\_\_  yes  no 4) \_\_\_\_\_  yes  no

Teachers and Staff Attending:  
1) Marissa Keller  yes  no 2) \_\_\_\_\_  yes  no  
3) Peggyann Foreman  yes  no 4) \_\_\_\_\_  yes  no

Principal Approval [Signature] Date 2-23-16  
Risk Management Approval (Unusual Activities) [Signature] Date 3/1/16  
Segment Administrator Approval [Signature] Date 3/2/16

- Distribution:** Refer to Field Trip Information Form RSK 106F for the forms and distribution required for each trip:
- Local Trip: (50 mile radius) - Submit to Principal for approval. Maintain all documents at site.
  - Out-Of-Town: (beyond 50 mile radius) - Submit to Principal for approval then forward to Segment Administrator 10 days prior to trip.
  - Overnight Trip: Submit to Principal for approval then forward to Segment Administrator 10 days prior to trip.
  - Trip Involving Swimming or Wading: Submit to Principal for approval then forward to Segment Administrator 10 days prior to trip.
  - Trip Involving Unusual Activities (Water sports or high risk activities such as rafting, snorkeling, rock climbing, skiing, etc.) - Submit to Principal for approval then forward to Segment Administrator and Risk Management 6 weeks prior to trip. **Must purchase Special Event Liability Insurance.**
  - Out-of-State/Country: Submit to Principal for approval then forward to Segment Administrator and Risk Management **SIX (6) WEEKS** prior to trip. Must have Superintendent and Board approval prior to trip. Segment Administrator will submit for Board Agenda. Trips not submitted to Segment Administrator 6 weeks prior to trip will be considered automatically rejected by the Board.

Maintain a copy of all forms at site for 2 years. Approved forms will be returned by Segment Administrator



# TRAVEL REQUEST FORM (ACC-F014)

Sacramento City Unified School District

<b>Request to Attend:</b> <input type="checkbox"/> Conference/Workshop <input type="checkbox"/> Business Meeting	<b>Purpose for Attending:</b> <input type="checkbox"/> Professional Development <input type="checkbox"/> Continued Education Credits Earned	<b>Instructions:</b> This form must be completed and received in Accounts Payable at least <b>30 days</b> prior to the proposed trip- <b>60 days</b> if out-of-state. REQ # _____
--	---	--

School/Department Sutter Middle School Date Feb 4, 2016

Date(s) of Event April 5-7, 2016 Location Ashland, Oregon

Event Title (attach brochure) Shakespeare Festival

Purpose\* The purpose of this field trip is to expose my students to world renown literature, theater, and college exposure.

\*(what value does this activity give students, attendees, staff, department/site or community?)

How does this travel align with the District's strategic plan? This field trip aligns with the District's plan to offer college readiness, exposure to the finest literature in the world, and a push to produce innovative thinkers.

How will this activity/event be used and shared? The students will be reading the Shakespeare plays prior to our departure and doing personal essays after.

Name of Attendee(s) <small>(attach sheet for additional attendees)</small>	Position	Substitute (Y/N)*	No. of Days Required	Budget Code (for substitute)
Johnson-Keller, Marissa	Teacher	No		
Foreman, Peggyann	Teacher	No		
Thomas, Jenny	Teacher	No		
		No		
		No		

**\*\*IF A SUBSTITUTE IS NEEDED, SEND A COPY OF THIS FORM TO PERSONNEL, BOX 770**  Additional Attendees Attached

<b>Approvals:</b> Principal/Department Head Signature & Print Name <u>[Signature]</u> Date <u>2.23.16</u> Cabinet Level or Designee Signature <u>[Signature]</u> Date <u>3/2/16</u> Chief Business Officer Signature <u>[Signature]</u> Date <u>3/3/16</u> Superintendent or Designee Signature <u>[Signature]</u> Date <u>3/3/16</u>	District cost for all attendees (estimate) Registration Fee *** <u>          </u> Meals included? <input checked="" type="checkbox"/> Yes B <input type="checkbox"/> L <input type="checkbox"/> D <input type="checkbox"/> Lodging _____ Transportation _____ Meals _____ Other _____ <b>TOTAL</b> <u>00.00</u>
---	---

Categorical Budget Code(s): \_\_\_\_\_ \$ \_\_\_\_\_  
 General Fund/Unrestricted \_\_\_\_\_ \$ \_\_\_\_\_

\*\*\*If any meals are included in the cost of registration, how many of each: Breakfast \_\_\_\_\_ Lunch \_\_\_\_\_ Dinner \_\_\_\_\_

**Prepayment Requested:** All checks will be sent to the site/department unless prior arrangements have been made (with AP) to pick up check

Requisition #	Dollar Amount
Registration Fee	_____
Hotel	_____
Airfare ****	_____
Car Rental ****	_____



# SACRAMENTO CITY UNIFIED SCHOOL DISTRICT BOARD OF EDUCATION

Agenda Item 9.1d

**Meeting Date:** March 17, 2016

**Subject:** Approve Consolidated Application 2015-2016 Winter Report

- Information Item Only
- Approval on Consent Agenda
- Conference (for discussion only)
- Conference/First Reading (Action Anticipated: \_\_\_\_\_)
- Conference/Action
- Action
- Public Hearing

**Department:** Academic Office/State and Federal Programs

**Recommendation:** Approve the 2015-2016 Consolidated Application (ConApp) Winter Report

**Background/Rationale:** Districts in the State of California are required to submit a Consolidated Application (ConApp) for specified federally funded programs. The ConApp serves as a system for reporting program and fiscal data to CDE about the utilization of federal program funds. The report is completed in multiple parts. In addition to a mid-year report on NCLB programs, the ConApp Winter Report contains the district entitlements for each funded program and expenditure reports for Title I, Title II, and Title III from 2013-14 through 2015-16,. The 2016-17 ConApp Spring Report, available in June 2016, will include the Application for Funding that requires Local Board approval.

**Financial Considerations:** The Consolidated Application represents approximately \$27,069,380 in Title I, Title II and Title III funds for SCUSD.

**LCAP Goal(s):** College and Career Ready Students; Safe, Clean and Healthy Schools; and Family & Community Engagement

**Documents Attached:**

1. 2015-16 Consolidated Application (ConApp) Winter Report

**Estimated Time of Presentation:** N/A

**Submitted by:** Iris Taylor, Ed.D., Interim Chief Academic Officer  
Lisa Hayes, Director, State and Federal Programs

**Approved by:** José L Banda, Superintendent



**Consolidated Application 2015-16 Winter Report**

**Table of Contents**

**Fiscal Year 2013-14**

**Title I, Part A Closeout Report**

**Title II, Part A Fiscal Year Expenditure Report, 27 Months**

**Title III, Part A LEP Year to Date Expenditure Report, 27 Months**

**Fiscal Year 2014-15**

**Title I, Part A Carryover**

**Title III, Part A LEP Year to Date Expenditure Report, 18 Months**

**Fiscal Year 2015-16**

**Title I, Part A Notification of Authorization of Schoolwide Program  
Federal Transferability**

**Title I, Part A LEA Allocation**

**Title I, Part A Reservations, Required**

**Title I, Part A Reservations, Allowed**

**Title I, Part A School Allocations**

**Title I, Part A Program Improvement Midyear Activity and  
Expenditure Report**

**Title I, Part D LEA Allocations and Reservations**

**Title II, Part A LEA Allocations and Reservations**

**Title III, Part A LEP LEA Allocations**

**Title III, Part A LEP Year to Date Expenditure Report, 6 Months**

# **Consolidated Application 2015-16 Winter Report**

## **Fiscal Year 2013-14**

**Title I, Part A Closeout Report**

**Title II, Part A Fiscal Year Expenditure Report, 27 Months**

**Title III, Part A LEP Year to Date Expenditure Report, 27 Months**

## 2013-14 Title I, Part A Closeout Report

Report fiscal year expenditures to determine 2013-14 Title I, Part A unspent funds.

**CDE Program Contact:**

Rina DeRose, Title I Policy and Program Guidance Office, [RDeRose@cde.ca.gov](mailto:RDeRose@cde.ca.gov), 916-323-0472  
Mindi Yates, Title I Policy and Program Guidance Office, [myates@cde.ca.gov](mailto:myates@cde.ca.gov), 916-319-0789

**There are no reported carryover funds. The LEA has already expended all Title I, Part A funds.**

**\*\*\*Warning\*\*\***

The data in this report may be protected by the Family Educational Rights and Privacy Act (FERPA) and other applicable data privacy laws. Unauthorized access or sharing of this data may constitute a violation of both state and federal law.

**2013-14 Title II, Part A Fiscal Year Expenditure Report, Closeout 27 Months**

A report of year-to-date expenditures and encumbrances by activity. Activity period covered is July 1, 2013 through September 30, 2015.

**CDE Program Contact:**

Melissa Flemmer, Educator Excellence Office, [mflemmer@cde.ca.gov](mailto:mflemmer@cde.ca.gov), 916-324-5689

2013-14 Title II, Part A final entitlement	\$3,518,045
2013-14 Title II, Part A total apportionment issued	\$3,518,045

**Professional Development Expenditures**

Professional development for teachers	\$3,390,363
Professional development for administrators	
Subject matter project	
Other professional development expenditures	

**Exams and Test Preparation Expenditures**

Exam fees, reimbursement	
Test preparation training and or materials	\$1,000
Other exam and test preparation expenditures	

**Recruitment, Training, and Retaining Expenditures**

Recruitment activities	\$5,000
Hiring incentive and or relocation allotment	
National Board Certification and or stipend	
Verification process for special settings (VPSS)	
University course work	
Other recruitment training and retaining expenditures	

**Miscellaneous Expenditures**

Class size reduction	
Administrative and indirect costs	\$121,682
Total funds transferred to Title I, Part A	
Other allowable expenditures or encumbrances	
Total expenditures and encumbrances	\$3,518,045
2013-14 Unspent Funds	\$0
Note: CDE will invoice the LEA for the amount of 2013-14 unspent funds.	
General Comment (Maximum 500 characters)	

**\*\*\*Warning\*\*\***

The data in this report may be protected by the Family Educational Rights and Privacy Act (FERPA) and other applicable data privacy laws. Unauthorized access or sharing of this data may constitute a violation of both state and federal law.



**2013-14 Title III, Part A LEP YTD Expenditure Report, 27 Months**

A report of year-to-date expenditures by activity. Activity period covered is July 1, 2013 through September 30, 2015.

**CDE Program Contact:**

Patty Stevens, Language Policy and Leadership Office, [pstevens@cde.ca.gov](mailto:pstevens@cde.ca.gov), 916-323-5838  
 Geoffrey Ndirangu, Language Policy and Leadership Office, [gndirang@cde.ca.gov](mailto:gndirang@cde.ca.gov), 916-323-5831

**Required and Authorized LEP Sub-grantee Activities**

**Required**

Section 3115 (c)(1) To increase the English Proficiency by providing high-quality language instruction educational programs that are based on scientifically based research demonstrating the effectiveness of the programs.

Section 3115 (c)(2) To provide high quality professional development to classroom teachers (including teachers in classroom settings that are not the settings of language instruction educational programs), principals, administrators, and other school or community-based organizational personnel.

**Authorized**

- (1) Upgrading program objectives and effective instruction strategies.
- (2) Improving the instruction program for limited English proficient children by identifying acquiring and upgrading curricula, instruction materials, educational software, and assessment procedures.
- (3) Providing tutorials and academic or vocational education for limited English proficient children and intensified instruction.
- (4) Developing and implementing elementary school or secondary school language instruction educational programs that are coordinated with other relevant programs and services.
- (5) Improving the English proficiency and academic achievement of limited English proficient children.
- (6) Providing community participation programs, family literacy services and parent outreach and training activities to limited English proficient children and their families.

2013-14 Title III, Part A LEP entitlement	\$1,054,706
<b>Object Code - Activity</b>	
1000-1999 Certificated personnel salaries	\$546,940
2000-2999 Classified personnel salaries	\$55,993
3000-3999 Employee benefits	\$235,707
4000-4999 Books and supplies	\$102,399
5000-5999 Services and other operating expenditures	\$93,085
Administrative and indirect costs	\$20,582
Total year-to-date expenditures	\$1,054,706
2013-14 Unspent funds	\$0
Note: CDE will invoice the LEA for the amount of 2013-14 unspent funds.	

**\*\*\*Warning\*\*\***

The data in this report may be protected by the Family Educational Rights and Privacy Act (FERPA) and other applicable data privacy laws. Unauthorized access or sharing of this data may constitute a violation of both state and federal law.

### 2013-14 Title III, Part A LEP YTD Expenditure Report, 27 Months

A report of year-to-date expenditures by activity. Activity period covered is July 1, 2013 through September 30, 2015.

**CDE Program Contact:**

Patty Stevens, Language Policy and Leadership Office, [pstevens@cde.ca.gov](mailto:pstevens@cde.ca.gov), 916-323-5838  
Geoffrey Ndirangu, Language Policy and Leadership Office, [gndirang@cde.ca.gov](mailto:gndirang@cde.ca.gov), 916-323-5831

General comment (Maximum 500 characters)	
---	--

**\*\*\*Warning\*\*\***

The data in this report may be protected by the Family Educational Rights and Privacy Act (FERPA) and other applicable data privacy laws. Unauthorized access or sharing of this data may constitute a violation of both state and federal law.

# **Consolidated Application 2015-16 Winter Report**

## **Fiscal Year 2014-15**

**Title I, Part A Carryover**

**Title III, Part LEP Year to Date Expenditure Report, 18 Months**

**2014-15 Title I Part A Carryover**

Report only expenditures for fiscal year 2014-15 allocation to determine funds to be carried over to fiscal year 2015-16.

**CDE Program Contact:**

Mindi Yates, Title I Policy and Program Guidance Office, [myates@cde.ca.gov](mailto:myates@cde.ca.gov), 916-319-0789  
 Rina DeRose, Title I Policy and Program Guidance Office, [RDerosc@cde.ca.gov](mailto:RDerosc@cde.ca.gov), 916-323-0472

**2014-15 Carryover Calculation**

2014-15 Title I Part A Entitlement	\$19,944,896
Transferred in	\$0
Title I Part A available allocation	\$19,944,896
Expenditures and obligations from July 1, 2014 through June 30, 2015 (12 Months)	\$16,832,674
Carryover as of June 30, 2015	\$3,112,222
Carryover percent as of June 30, 2015	15.60%
Expenditures and obligations from July 1, 2014 through September 30, 2015 (15 Months)	\$19,030,115
Carryover as of September 30, 2015	\$914,781
Carryover percent as of September 30, 2015	4.59%

**\*\*\*Warning\*\*\***

The data in this report may be protected by the Family Educational Rights and Privacy Act (FERPA) and other applicable data privacy laws. Unauthorized access or sharing of this data may constitute a violation of both state and federal law.

**2014-15 Title III, Part A LEP YTD Expenditure Report, 18 Months**

A report of year-to-date expenditures by activity. Activity period covered is July 1, 2014 through December 30, 2015.

**CDE Program Contact:**

Patty Stevens, Language Policy and Leadership Office, [pstevens@cde.ca.gov](mailto:pstevens@cde.ca.gov), 916-323-5838  
 Geoffrey Ndirangu, Language Policy and Leadership Office, [gndirang@cde.ca.gov](mailto:gndirang@cde.ca.gov), 916-323-5831

**Required and Authorized LEP Sub-grantee Activities**

**Required**

Section 3115 (c)(1) To increase the English Proficiency by providing high-quality language instruction educational programs that are based on scientifically based research demonstrating the effectiveness of the programs.

Section 3115 (c)(2) To provide high quality professional development to classroom teachers (including teachers in classroom settings that are not the settings of language instruction educational programs), principals, administrators, and other school or community-based organizational personnel.

**Authorized**

- (1) Upgrading program objectives and effective instruction strategies.
- (2) Improving the instruction program for limited English proficient children by identifying acquiring and upgrading curricula, instruction materials, educational software, and assessment procedures.
- (3) Providing tutorials and academic or vocational education for limited English proficient children and intensified instruction.
- (4) Developing and implementing elementary school or secondary school language instruction educational programs that are coordinated with other relevant programs and services.
- (5) Improving the English proficiency and academic achievement of limited English proficient children.
- (6) Providing community participation programs, family literacy services and parent outreach and training activities to limited English proficient children and their families.

2014-15 Title III, Part A LEP entitlement	\$945,142
<b>Object Code - Activity</b>	
1000-1999 Certificated personnel salaries	\$196,179
2000-2999 Classified personnel salaries	\$20,261
3000-3999 Employee benefits	\$111,857
4000-4999 Books and supplies	\$6,975
5000-5999 Services and other operating expenditures	\$8,334
Administrative and indirect costs	\$6,872
Total year-to-date expenditures	\$350,478
2014-15 Unspent funds	\$594,664
General comment (Maximum 500 characters)	

**\*\*\*Warning\*\*\***

The data in this report may be protected by the Family Educational Rights and Privacy Act (FERPA) and other applicable data privacy laws. Unauthorized access or sharing of this data may constitute a violation of both state and federal law.

# **Consolidated Application 2015-16 Winter Report**

## **Fiscal Year 2015-16**

**Title I, Part A Notification of Authorization of Schoolwide Program**

**Title I Transferability**

**Title I, Part A LEA Allocation**

**Title I, Part A Reservations, Required**

**Title I, Part A Reservations, Allowed**

**Title I, Part A School Allocations**

**Title I, Part A Program Improvement Midyear Activity and  
Expenditure Report**

**Title I, Part D LEA Allocations and Reservations**

**Title II, Part A LEA Allocations and Reservations**

**Title III, Part A LEP LEA Allocations**

**Title III, Part A LEP Year to Date Expenditure Report, 6 Months**

**California Department of Education**

Sacramento City Unified (34 67439 00000000)

**Consolidated Application**

Status: Certified  
 Saved by: Lisa Hayes  
 Date: 1/19/2016 4:13 PM

**2015-16 Title I, Part A Notification of Authorization of Schoolwide Program**

This report provides notification to the California Department of Education of a school's eligibility and local board approval to operate under and report as Schoolwide Program

**CDE Program Contact:**

Franco Rozic, Title I Monitoring and Support Office, [frzic@cde.ca.gov](mailto:frzic@cde.ca.gov), 916-319-0269

**Note:**

In order for CDE program staff to have visibility to all SWP authorized schools, it is important to have an Authorized Representative certify this Notification of Authorization data collection after a change is made.

School Name	School Code	Authorized	Local Board Approval Date (ex. 04/30/2015)	SIG Approval Date (ex. 04/30/2015)	Poverty Level %
A. M. Winn Waldorf-Inspired	6033765	Y	05/27/1999		78.00%
Abraham Lincoln Elementary	6099808	Y	04/15/2004		70.00%
Albert Einstein Middle	6059273	Y	06/17/2004		46.00%
Alice Birney Waldorf-Inspired	6034078	Y	04/15/2004		49.00%
American Legion High (Continuation)	3430154	Y	01/10/2013		75.00%
Arthur A. Benjamin Health Professions High	0108951	Y	01/10/2013		75.00%
Bowling Green Elementary	6033799	Y	11/05/1996		97.00%
Bret Harte Elementary	6033807	Y	11/05/1996		90.00%
C. K. McClatchy High	3435419	Y	11/17/2003		40.00%
Caleb Greenwood Elementary	6033815	N			
California Middle	6059281	Y	04/15/2004		76.00%
Camellia Elementary	6033823	Y	04/15/2004		65.00%
Capital City Independent Study	3430519	Y	01/10/2013		60.00%
Caroline Wenzel Elementary	6033831	Y	05/18/2006		40.00%

**\*\*\*Warning\*\*\***

The data in this report may be protected by the Family Educational Rights and Privacy Act (FERPA) and other applicable data privacy laws. Unauthorized access or sharing of this data may constitute a violation of both state and federal law.

**2015-16 Title I, Part A Notification of Authorization of Schoolwide Program**

This report provides notification to the California Department of Education of a school's eligibility and local board approval to operate under and report as Schoolwide Program

School Name	School Code	Authorized	Local Board Approval Date (ex. 04/30/2015)	SIG Approval Date (ex. 04/30/2015)	Poverty Level %
Cesar Chavez Intermediate	6119440	Y	06/17/2004		97.00%
Crocker/Riverside Elementary	6034243	N			
David Lubin Elementary	6033880	Y	04/15/2004		55.00%
Earl Warren Elementary	6033906	Y	11/05/1996		92.00%
Edward Kemble Elementary	6033914	Y	11/05/1996		89.00%
Elder Creek Elementary	6033930	Y	11/05/1996		95.00%
Ethel I. Baker Elementary	6033948	Y	11/05/1996		81.00%
Ethel Phillips Elementary	6033955	Y	11/05/1996		87.00%
Father Keith B. Kenny	6110662	Y	11/05/1996		99.00%
Fern Bacon Middle	6059307	Y	09/19/1997		90.00%
Genevieve Didion	6096168	N			
George Washington Carver School of Arts and Science	0101899	Y	07/16/2015		50.00%
Golden Empire Elementary	6097083	Y	06/17/2004		60.00%
H. W. Harkness Elementary	6033997	Y	11/05/1996		92.00%
Hiram W. Johnson High	3434636	Y	06/27/2004		56.00%
Hollywood Park Elementary	6034003	Y	01/10/2013		67.00%
Hubert H. Bancroft Elementary	6034011	Y	07/16/2015		52.00%
Isador Cohen Elementary	6034029	Y	04/15/2004		66.00%
James Marshall Elementary	6096150	Y	04/15/2004		58.00%
John Bidwell Elementary	6034045	Y	07/12/2004		89.00%

\*\*\*Warning\*\*\*

The data in this report may be protected by the Family Educational Rights and Privacy Act (FERPA) and other applicable data privacy laws. Unauthorized access or sharing of this data may constitute a violation of both state and federal law.



**California Department of Education**

Sacramento City Unified (34 67439 0000000)

**Consolidated Application**

Status: Certified  
 Saved by: Lisa Hayes  
 Date: 1/19/2016 4:13 PM

**2015-16 Title I, Part A Notification of Authorization of Schoolwide Program**

This report provides notification to the California Department of Education of a school's eligibility and local board approval to operate under and report as Schoolwide Program

School Name	School Code	Authorized	Local Board Approval Date (ex. 04/30/2015)	SIG Approval Date (ex. 04/30/2015)	Poverty Level %
John Cabrillo Elementary	6034052	Y	04/15/2004		80.00%
John D. Sloat Elementary	6034060	Y	11/05/1996		92.00%
John F. Kennedy High	3434768	Y	06/27/2004		40.00%
John H. Still	6059323	Y	11/05/1996		93.00%
John Morse Therapeutic Center	0113209	Y	01/10/2013		100.00%
Kit Carson Middle	6061832	Y	09/19/1997		74.00%
Leataata Floyd Elementary	6034037	Y	11/05/1996		98.00%
Leonardo Da Vinci	6059315	N			
Luther Burbank High	3431012	Y	05/09/2000		63.00%
Mark Twain Elementary	6034136	Y	11/05/1996		84.00%
Martin Luther King, Jr.	6107239	Y	01/10/2013		60.00%
Matsuyama Elementary	6111389	N			
New Joseph Bonnheim (NJB) Community Charter	0131136	Y	07/16/2015		93.00%
New Technology High	0101881	Y	01/10/2013		66.00%
Nicholas Elementary	6034169	Y	11/05/1996		88.00%
O. W. Erlwine Elementary	6034177	Y	06/17/2004		47.00%
Oak Ridge Elementary	6034185	Y	11/05/1996		97.00%
Pacific Elementary	6034193	Y	11/15/1996		87.00%
Parkway Elementary	6034201	Y	11/05/1996		96.00%
Peter Burnett Elementary	6034219	Y	11/05/1996		90.00%

\*\*\*Warning\*\*\*

The data in this report may be protected by the Family Educational Rights and Privacy Act (FERPA) and other applicable data privacy laws. Unauthorized access or sharing of this data may constitute a violation of both state and federal law.

**California Department of Education**

Sacramento City Unified (34 67439 0000000)

**Consolidated Application**

Status: Certified  
 Saved by: Lisa Hayes  
 Date: 1/19/2016 4:13 PM

**2015-16 Title I, Part A Notification of Authorization of Schoolwide Program**

This report provides notification to the California Department of Education of a school's eligibility and local board approval to operate under and report as Schoolwide Program

School Name	School Code	Authorized	Local Board Approval Date (ex. 04/30/2015)	SIG Approval Date (ex. 04/30/2015)	Poverty Level %
Phoebe A. Hearst Elementary	6034227	N			
Pony Express Elementary	6034235	Y	06/17/2004		51.00%
Rosa Parks Elementary	6059299	Y	05/27/1999		94.00%
Rosemont High	0101972	Y	06/27/2004		45.00%
Sam Brannan Middle	6059356	Y	11/03/2005		51.00%
School of Engineering & Sciences	0114546	Y	01/10/2013		54.00%
Sequoia Elementary	6034250	Y	06/17/2004		49.00%
Success Academy	6117097	N			
Susan B. Anthony Elementary	6071336	Y	11/05/1996		95.00%
Sutter Middle	6066690	N			
Sutterville Elementary	6034276	Y	06/17/2004		41.00%
Tahoe Elementary	6034284	Y	11/05/1996		100.00%
The MET	0101907	Y	07/16/2015		52.00%
Theodore Judah Elementary	6034292	Y	05/18/2006		68.00%
West Campus	3430865	Y	01/10/2013		51.00%
Will C. Wood Middle	6059364	Y	11/05/1996		81.00%
William Land Elementary	6034326	Y	11/05/1996		94.00%
Woodbine Elementary	6034334	Y	11/05/1996		88.00%

\*\*\*Warning\*\*\*

The data in this report may be protected by the Family Educational Rights and Privacy Act (FERPA) and other applicable data privacy laws. Unauthorized access or sharing of this data may constitute a violation of both state and federal law.

### 2015-16 Federal Transferability

Federal transferability is governed by Title VI in ESEA Section 6123. An LEA may transfer a maximum of 50% of any program to other programs. This transferability is not the same as Title VI Subpart 1 REAP Flexibility governed by ESEA Section 6211.

**CDE Program Contact:**

Education Data Office, [ConApp@cde.ca.gov](mailto:ConApp@cde.ca.gov), 916-319-0297

**This data collection is not applicable, program funds cannot be transferred out as the LEA is in Program Improvement year 3.**

**\*\*\*Warning\*\*\***

The data in this report may be protected by the Family Educational Rights and Privacy Act (FERPA) and other applicable data privacy laws. Unauthorized access or sharing of this data may constitute a violation of both state and federal law.

**2015-16 Title I, Part A LEA Allocation**

The purpose of this data collection is to calculate the full Title I Part A allocation available to the LEA.

**CDE Program Contact:**

Jane Liang, District Innovation and Improvement Office, [jliang@cde.ca.gov](mailto:jliang@cde.ca.gov), 916-319-0259  
 Jacqueline Matranga, District Innovation and Improvement Office, [jmatranga@cde.ca.gov](mailto:jmatranga@cde.ca.gov), 916-445-4905

2015-16 Title I, Part A entitlement	\$18,772,475
Transferred-in amount	\$0
Title I, Part A entitlement after transfers	\$18,772,475
<b>Note:</b> In order for the 2014-15 Allowable Carryover amount to be pre-populated, the 2014-15 Title I, Part A Carryover data collection should be completed and saved before beginning data entry on this data collection.	
2014-15 Allowable Carryover (Allowable values are the 12 month 2014-15 carryover amount or, whichever is less either the 15 month 2014-15 carryover amount or 15% of the 2014-15 entitlement plus transfers-in amount)	\$914,781
Repayment of funds	\$0
2015-16 Total allocation	\$19,687,256
Indirect cost reservation	\$740,806
Administrative reservation	\$2,212,282
2015-16 Title I, Part A adjusted allocation	\$16,734,168
<b>Indirect Cost and Administration Calculation Tool</b> To help determine allowable indirect cost and administration reserves, based on your Approved Indirect Cost Rate as defined on <a href="http://www.cde.ca.gov/fg/ac/ic/">http://www.cde.ca.gov/fg/ac/ic/</a> , below are recommended values.	
2015-16 Approved indirect cost rate	3.91%
Maximum allowable indirect cost reservation	\$740,806
Recommended administration reservation	\$2,212,282

**\*\*\*Warning\*\*\***

The data in this report may be protected by the Family Educational Rights and Privacy Act (FERPA) and other applicable data privacy laws. Unauthorized access or sharing of this data may constitute a violation of both state and federal law.

**2015-16 Title I, Part A Reservations, Required**

To report LEA required reservations before distributing funds to schools, and to calculate and report nonprofit private school set-aside values.

**CDE Program Contact:**

Lana Zhou, Title I Policy and Program Guidance Office, [lzhou@cde.ca.gov](mailto:lzhou@cde.ca.gov), 916-319-0956  
 Sylvia Hanna, Title I Policy and Program Guidance Office, [shanna@cde.ca.gov](mailto:shanna@cde.ca.gov), 916-319-0948

**Nonprofit Private School Equitable Services Percentage Calculation**

Total participating nonprofit school low income students	475
Total participating attendance area low income students	27,417
Percent of nonprofit private school low income students for equitable service calculations	1.73%

**Required Reservations**

Title I Part A adjusted allocation	\$16,734,168
------------------------------------	--------------

**Parental Involvement**

Parental involvement (1% of the entitlement plus transfers-in if greater than \$500,000.)	\$187,725
Supplemental parental involvement (Optional: Additional discretionary set-aside.)	\$482,780
Nonprofit private school parental involvement set-aside	\$11,600
Amount remaining	\$658,905
Public school parental involvement	\$178,306
Balance available for LEA parental involvement activities	\$480,599

**Direct and Indirect Services**

Direct or indirect services to homeless children, regardless of their school of attendance	\$161,872
Homeless services provided  (Maximum 500 characters)	Consultation, counseling, tutoring, supplemental instructional materials, shelter/community/agency outreach, enrollment/attendance records retrieval, information dissemination, training to staff, community, parents, and students, monitor compliance with McKinney-Vento.
Local neglected institutions Does the LEA have local institutions for neglected children or children currently classified as neglected?	Yes
Direct or indirect services in local institutions for neglected children	\$180,993

**\*\*\*Warning\*\*\***

The data in this report may be protected by the Family Educational Rights and Privacy Act (FERPA) and other applicable data privacy laws. Unauthorized access or sharing of this data may constitute a violation of both state and federal law.

**2015-16 Title I, Part A Reservations, Required**

To report LEA required reservations before distributing funds to schools, and to calculate and report nonprofit private school set-aside values.

**CDE Program Contact:**

Lana Zhou, Title I Policy and Program Guidance Office, [lzhou@cde.ca.gov](mailto:lzhou@cde.ca.gov), 916-319-0956  
 Sylvia Hanna, Title I Policy and Program Guidance Office, [shanna@cde.ca.gov](mailto:shanna@cde.ca.gov), 916-319-0948

Local delinquent institutions	Yes
Does the LEA have local institutions for delinquent children?	
Other neglected or delinquent services	\$12,500

**Program Improvement (PI)**

The following reservations are required if the LEA is in Program Improvement, or has one or more schools in Program Improvement.

Public school choice transportation (Choice)	\$603,754
Supplemental educational services (SES)	\$3,179,929
Parent outreach and assistance for Choice and SES	\$37,544
2014-15 Unallocated Choice/SES	
Program Improvement general comments (Maximum 500 characters)	

**Program Improvement (PI) Professional Development**

Professional development funds	Yes
Will the LEA use PI school-level professional development funds to help meet the LEA 10% minimum professional development requirement?	
PI professional development (Minimum 10% of the entitlement plus transfers in.)	\$1,528,491
2014-15 PI professional development carryover	\$68
Total PI professional development	\$1,528,559

**\*\*\*Warning\*\*\***

The data in this report may be protected by the Family Educational Rights and Privacy Act (FERPA) and other applicable data privacy laws. Unauthorized access or sharing of this data may constitute a violation of both state and federal law.

**2015-16 Title I, Part A Reservations, Allowed**

To report LEA allowable reservations before distributing funds to schools, and to calculate and report nonprofit private school set-aside values.

**CDE Program Contact:**

Lana Zhou, Title I Policy and Program Guidance Office, [lzhou@cde.ca.gov](mailto:lzhou@cde.ca.gov), 916-319-0956  
 Rina DeRose, Title I Policy and Program Guidance Office, [RDerose@cde.ca.gov](mailto:RDerose@cde.ca.gov), 916-323-0472

**Allowed Reservations**

**Professional Development for Highly Qualified Teachers and Paraprofessionals**

Professional development for highly qualified teachers and paraprofessionals	
Nonprofit private school equitable services	\$0
Professional development reserved for public schools	\$0

**District-wide Instructional Programs**

District-wide instructional programs (Non-PI activities)	
Nonprofit private school equitable services	\$0
District-wide instructional programs for Title I public schools	\$0

**Other School Programs**

Other school programs Including summer school or intersession programs or before and after school programs.	
Nonprofit private school equitable services	\$0
Other school programs reserved for public schools	\$0

**Other Allowable Reservations**

Salary differentials	
Preschool programs	
Capital expenses for nonprofit private schools	

**Program Improvement Activities**

Teacher incentives and rewards (Maximum 5% of entitlement after transfers.)	
Professional development of highly qualified teachers	
Technical assistance to schools	\$4,145,043
Summer school, intersession programs or before and after school programs	

**\*\*\*Warning\*\*\***

The data in this report may be protected by the Family Educational Rights and Privacy Act (FERPA) and other applicable data privacy laws. Unauthorized access or sharing of this data may constitute a violation of both state and federal law.

**2015-16 Title I, Part A Reservations, Allowed**

To report LEA allowable reservations before distributing funds to schools, and to calculate and report nonprofit private school set-aside values.

**CDE Program Contact:**

Lana Zhou, Title I Policy and Program Guidance Office, [lzhou@cde.ca.gov](mailto:lzhou@cde.ca.gov), 916-319-0956  
 Rina DeRose, Title I Policy and Program Guidance Office, [RDerose@cde.ca.gov](mailto:RDerose@cde.ca.gov), 916-323-0472

**Reservation Summary**

Adjusted Allocation	\$16,734,168
Total required reservations	\$6,185,750
Total allowed reservations	\$4,145,043
Allocations after reservations	\$6,403,375
Total nonprofit private school set-aside	\$0
Private nonprofit school Parental Involvement set-aside	\$11,600
Public school Parental Involvement set-aside	\$178,306
Amount available for Title I, Part A school allocations	\$6,213,469

**\*\*\*Warning\*\*\***

The data in this report may be protected by the Family Educational Rights and Privacy Act (FERPA) and other applicable data privacy laws. Unauthorized access or sharing of this data may constitute a violation of both state and federal law.



**California Department of Education**

Sacramento City Unified (34 67439 00000000)

**Consolidated Application**

Status: Certified

Saved by: Lisa Hayes

Date: 2/25/2016 4:44 PM

**2015-16 Title I, Part A School Allocations**

This identifies the amount of Title I, Part A funds to be allocated to eligible public schools and equitable services to students in nonprofit private schools.

**CDE Program Contact:**

Lana Zhou, Title I Policy and Program Guidance Office, [lzhou@cde.ca.gov](mailto:lzhou@cde.ca.gov), 916-319-0956  
 Nancy Bodenhausen, Title I Policy and Program Guidance Office, [NBodenhausen@cde.ca.gov](mailto:NBodenhausen@cde.ca.gov), 916-445-4904

If an exception to funding is needed, enter an Exception Reason. Use lower case only.

**Allowable Exception Reasons**

- a - Meets 35% Low Income Requirement
- c - Funded by Other Allowable Sources
- d - Desegregation Waiver on File
- e - Grandfather Provision
- f - Feeder Pattern
- g - Local Funded Charter Opted Out
- h - Local Funded Charter Opted In
- i - CORE Waiver Eligible High School

Low income measure

Group Schools by Grade Span

District-wide low income %

Available Title I, Part A school allocation

Available public school parental involvement reservation

Available nonprofit private school set-asides

Available nonprofit private school parental involvement reservation

FRPM

Yes

74.48%

\$6,213,469

\$178,306

\$0

\$11,600

School Name	School Code	Grade Span Group	Student Enrollment	Low Income Students	Low Income Student %	\$ Per Low Income Student (0.00)	Carryover	Public School Parental Involvement	Nonprofit Private Parental Involvement	Nonprofit Private Set Aside	Total School Allocation	Exception Reason	EIA Funded	Other Program Funds	Exception Comment
A. M. Winn Waldorf-Inspired	6033765	1	371	371	100.00	209.16	\$6,369	\$2,455			86422.36		N	N	
Abraham Lincoln Elementary	6098808	1	453	453	100.00	209.16	\$3,672	\$2,998			101419.48		N	N	

**\*\*\*Warning\*\*\***

The data in this report may be protected by the Family Educational Rights and Privacy Act (FERPA) and other applicable data privacy laws. Unauthorized access or sharing of this data may constitute a violation of both state and federal law.

**California Department of Education**

Sacramento City Unified (34 67439 0000000)

**Consolidated Application**

Status: Certified  
 Saved by: Lisa Hayes  
 Date: 2/25/2016 4:44 PM

**2015-16 Title I, Part A School Allocations**

This identifies the amount of Title I, Part A funds to be allocated to eligible public schools and equitable services to students in nonprofit private schools.

School Name	School Code	Grade Span Group	Student Enrollment	Low Income Students	Low Income Student %	\$ Per Low Income Student (0.00)	Carryover	Public School Parental Involvement	Nonprofit Private Parental Involvement	Nonprofit Private Set Aside	Total School Allocation	Exception Reason	EIA Funded	Other Program Funds	Exception Comment
Bowling Green Elementary	6033799	1	859	859	100.00	209.16	\$16,872	\$5,685			202225.44		N	N	
Bret Harte Elementary	6033807	1	324	324	100.00	209.16	\$5,914	\$2,144			75825.84		N	N	
Cesar Chavez Intermediate	6119440	1	348	348	100.00	209.16	\$7,531	\$2,303			82621.68		N	N	
Earl Warren Elementary	6033906	1	520	520	100.00	209.16	\$13,470	\$3,441			125674.20		N	N	
Edward Kemble Elementary	6033914	1	562	562	100.00	209.16	\$145	\$3,719			121411.92		N	N	
Elder Creek Elementary	6033930	1	766	766	100.00	209.16	\$16,977	\$5,069			182262.56		N	N	
Ethel I. Baker Elementary	6033948	1	733	733	100.00	209.16	\$16,030	\$4,851			174195.28		N	N	
Ethel Phillips Elementary	6033955	1	524	524	100.00	209.16	\$12,459	\$3,468			125526.84		N	N	
Father Keith B. Kenny	6110662	1	436	436	100.00	209.16	\$9,166	\$2,886			103245.76		N	N	
H. W. Harkness Elementary	6033997	1	359	359	100.00	209.16	\$7,596	\$2,376			85060.44		N	N	
Hollywood Park Elementary	6034003	1	334	334	100.00	209.16	\$6,197	\$2,210			78266.44		N	N	
Isador Cohen Elementary	6034029	1	259	259	100.00	209.16	\$4,262	\$1,714			60148.44		N	N	
John Bidwell Elementary	6034045	1	360	360	100.00	209.16	\$217	\$2,383			77897.60		N	N	
John Cabrillo Elementary	6034052	1	351	351	100.00	209.16	\$6,908	\$2,323			82646.16		N	N	
John D. Sloat Elementary	6034060	1	252	252	100.00	209.16	\$6,714	\$1,668			61090.32		N	N	
John H. Still	6059323	1	918	918	100.00	209.16	\$0	\$6,075			198083.88		N	N	
John Morse Therapeutic Center	0113209	1	53	53	100.00	209.16	\$817	\$351			12253.48		N	N	
Leataata Floyd Elementary	6034037	1	325	325	100.00	209.16	\$5,906	\$2,151			76034.00		N	N	
Mark Twain Elementary	6034136	1	365	365	100.00	209.16	\$8,285	\$2,416			87044.40		N	N	

**\*\*\*Warning\*\*\***

The data in this report may be protected by the Family Educational Rights and Privacy Act (FERPA) and other applicable data privacy laws. Unauthorized access or sharing of this data may constitute a violation of both state and federal law.

2015-16 Title I, Part A School Allocations

This identifies the amount of Title I, Part A funds to be allocated to eligible public schools and equitable services to students in nonprofit private schools.

School Name	School Code	Grade Span Group	Student Enrollment	Low Income Students	Low Income Student %	\$ Per Low Income Student (0.00)	Carryover	Public School Parental Involvement	Nonprofit Private Parental Involvement	Nonprofit Private Set Aside	Total School Allocation	Exception Reason	EIA Funded	Other Program Funds	Exception Comment
Nicholas Elementary	6034169	1	623	623	100.00	209.16	\$14,030	\$4,123			148459.68		N	N	
Oak Ridge Elementary	6034185	1	530	530	100.00	209.16	\$11,555	\$3,508			125917.80		N	N	
Pacific Elementary	6034193	1	695	695	100.00	209.16	\$15,256	\$4,600			165222.20		N	N	
Parkway Elementary	6034201	1	570	570	100.00	209.16	\$12,502	\$3,772			135495.20		N	N	
Peter Burnett Elementary	6034219	1	608	608	100.00	209.16	\$15,385	\$4,024			146578.28		N	N	
Rosa Parks Elementary	6059299	1	804	804	100.00	209.16	\$10,939	\$5,321			184424.64		N	N	
Susan B. Anthony Elementary	6071336	1	254	254	100.00	209.16	\$6,240	\$1,681			61047.64		N	N	
Tahoe Elementary	6034284	1	330	330	100.00	209.16	\$6,111	\$2,184			77317.80		N	N	
William Land Elementary	6034326	1	431	431	100.00	209.16	\$7,295	\$2,852			100294.96		N	N	
Woodbine Elementary	6034334	1	319	319	100.00	209.16	\$7,045	\$2,111			75878.04		N	N	
New Joseph Bonnheim (NJB) Community Charter	0131136	1	252	234	92.86	209.16	\$0	\$1,549			50492.44		N	N	
Camellia Elementary	6033823	1	459	343	74.73	209.16	\$8,585	\$2,270			82596.88		N	N	
Golden Empire Elementary	6097083	1	608	454	74.67	209.16	\$9,897	\$3,005			107860.64		N	N	
Caroline Wenzel Elementary	6033831	1	317	229	72.24	209.16	\$2,431	\$1,516			51844.64	a	N	N	
James Marshall Elementary	6096150	1	396	272	68.69	209.16	\$6,100	\$1,800			64791.52	a	N	N	
Martin Luther King, Jr.	6107239	1	473	320	67.65	209.16	\$8,392	\$2,118			77441.20	a	N	N	
O. W. Erlewine Elementary	6034177	1	348	212	60.92	209.16	\$5,164	\$1,403			50908.92	a	N	N	
Sequoia Elementary	6034250	1	458	265	57.86	209.16	\$6,219	\$1,754			63400.40	a	N	N	
Pony Express Elementary	6034235	1	453	247	54.53	209.16	\$5,401	\$1,635			58698.52	a	N	N	

\*\*\*Warning\*\*\*

The data in this report may be protected by the Family Educational Rights and Privacy Act (FERPA) and other applicable data privacy laws. Unauthorized access or sharing of this data may constitute a violation of both state and federal law.

2015-16 Title I, Part A School Allocations

This identifies the amount of Title I, Part A funds to be allocated to eligible public schools and equitable services to students in nonprofit private schools.

School Name	School Code	Grade Span Group	Student Enrollment	Low Income Students	Low Income Student %	\$ Per Low Income Student (0.00)	Carryover	Public School Parental Involvement	Nonprofit Private Parental Involvement	Nonprofit Private Set Aside	Total School Allocation	Exception Reason	EIA Funded	Other Program Funds	Exception Comment
David Lubin Elementary	6033880	1	538	285	52.97	209.16	\$5,931	\$1,886			67427.60	a	N	N	
Hubert H. Bancroft Elementary	6034011	1	501	262	52.30	209.16	\$6,154	\$1,734			62687.92	a	N	N	
Sutterville Elementary	6034276	1	610	252	41.31	0.00					0.00		N	N	
Matsuyama Elementary	6111389	1	654	246	37.61	0.00					0.00		N	N	
Theodore Judah Elementary	6034292	1	568	187	32.92	0.00					0.00		N	N	
Leonardo Da Vinci	6059315	1	806	263	32.63	0.00					0.00		N	N	
Alice Birney Waldorf-Inspired	6034078	1	536	153	28.54	0.00					0.00		N	N	
Caleb Greenwood Elementary	6033815	1	445	106	23.82	0.00					0.00		N	N	
Phoebe A. Hearst Elementary	6034227	1	647	114	17.62	0.00					0.00		N	N	
Genevieve Didion	6096168	1	642	110	17.13	0.00					0.00		N	N	
Crocker/Riverside Elementary	6034243	1	649	81	12.48	0.00					0.00		N	N	
American Legion High (Continuation)	3430154	2	142	142	100.00	209.16	\$4,025	\$940			34665.72		N	N	
Fern Bacon Middle	6059307	2	677	677	100.00	209.16	\$15,987	\$4,480			162068.32		N	N	
Will C. Wood Middle	6059364	2	660	660	100.00	209.16	\$14,832	\$4,368			157245.60		N	N	
Albert Einstein Middle	6059273	2	702	501	71.37	209.16	\$11,749	\$3,316			119854.16	a	N	N	
Sam Brannan Middle	6059356	2	596	406	68.12	209.16	\$10,307	\$2,687			97912.96	a	N	N	
California Middle	6059281	2	747	452	60.51	209.16	\$5,571	\$2,991			103102.32	a	N	N	
Sutter Middle	6066690	2	1154	564	48.87	0.00					0.00		N	N	
Success Academy	6117097	2	0	0	0.00	0.00					0.00		N	N	

\*\*\*Warning\*\*\*

The data in this report may be protected by the Family Educational Rights and Privacy Act (FERPA) and other applicable data privacy laws. Unauthorized access or sharing of this data may constitute a violation of both state and federal law.

California Department of Education

Sacramento City Unified (34 67439 0000000)

Consolidated Application

Status: Certified  
 Saved by: Lisa Hayes  
 Date: 2/25/2016 4:44 PM

2015-16 Title I, Part A School Allocations

This identifies the amount of Title I, Part A funds to be allocated to eligible public schools and equitable services to students in nonprofit private schools.

School Name	School Code	Grade Span Group	Student Enrollment	Low Income Students	Low Income Student %	\$ Per Low Income Student (0.00)	Carryover	Public School Parental Involvement	Nonprofit Private Parental Involvement	Nonprofit Private Set Aside	Total School Allocation	Exception Reason	EIA Funded	Other Program Funds	Exception Comment
Hiram W. Johnson High	3434636	3	1203	1203	100.00	209.16	\$25,779	\$7,962			285360.48		N	N	
Kit Carson Middle	6061832	3	335	335	100.00	209.16	\$5,278	\$2,217			77563.60		N	N	
Luther Burbank High	3431012	3	1450	1450	100.00	209.16	\$18,447	\$9,596			331325.00		N	N	
Arthur A. Benjamin Health Professions High	0108951	3	198	153	77.27	209.16	\$16	\$1,013			33030.48		N	N	
New Technology High	0101881	3	243	171	70.37	209.16	\$0	\$1,132			36898.36	a	N	N	
School of Engineering & Sciences	0114546	3	480	330	68.75	209.16	\$5,661	\$2,184			76867.80	a	N	N	
Rosemont High	0101972	3	1168	790	67.64	209.16	\$18,290	\$5,228			188754.40	a	N	N	
Capital City Independent Study	3430519	3	313	197	62.94	209.16	\$6,261	\$1,304			48769.52	a	N	N	
West Campus	3430865	3	747	437	58.50	209.16	\$10,587	\$2,892			104881.92	a	N	N	
John F. Kennedy High	3434768	3	1846	1002	54.28	209.16	\$0	\$6,631			216209.32	a	N	N	
The MET	0101907	3	269	141	52.42	209.16	\$0	\$933			30424.56	a	N	N	
George Washington Carver School of Arts and Science	0101899	3	271	136	50.18	209.16	\$0	\$900			29345.76	a	N	N	
C. K. McClatchy High	3435419	3	1929	868	45.00	0.00					0.00		N	N	
Cristo Rey High School-Sacramento	6132963	P	0	188		209.16			\$4,590		43912.08		N	N	
St. Patrick SUCCEED Academy	6976641	P	0	119		209.16			\$2,905		27795.04		N	N	
Christian Brothers High School	6938047	P	0	30		209.16			\$733		7007.80		N	N	
Saint Mary School	6976625	P	0	30		209.16			\$733		7007.80		N	N	
Camellia Waldorf	7069230	P	0	28		209.16			\$684		6540.48		N	N	

\*\*\*Warning\*\*\*

The data in this report may be protected by the Family Educational Rights and Privacy Act (FERPA) and other applicable data privacy laws. Unauthorized access or sharing of this data may constitute a violation of both state and federal law.

**California Department of Education**

Sacramento City Unified (34 67439 0000000)

**Consolidated Application**

Status: Certified

Saved by: Lisa Hayes

Date: 2/25/2016 4:44 PM

**2015-16 Title I, Part A School Allocations**

This identifies the amount of Title I, Part A funds to be allocated to eligible public schools and equitable services to students in nonprofit private schools.

School Name	School Code	Grade Span Group	Student Enrollment	Low Income Students	Low Income Student %	\$ Per Low Income Student (0.00)	Carryover	Public School Parental Involvement	Nonprofit Private Parental Involvement	Nonprofit Private Set Aside	Total School Allocation	Exception Reason	EIA Funded	Other Program Funds	Exception Comment
Sacred Heart	6976542	P	0	14		209.16			\$342		3270.24		N	N	
St. Robert Catholic School	6976666	P	0	11		209.16			\$269		2569.76		N	N	
Aldar Academy	6937999	P	0	11		209.16			\$269		2569.76		N	N	
St. Charles Borromeo	6976567	P	0	9		209.16			\$220		2102.44		N	N	
Al-Arqam Islamic School	7096852	P	0	8		209.16			\$195		1868.28		N	N	
St. John Vianney School	6976609	P	0	8		209.16			\$195		1868.28		N	N	
Sacramento Waldorf	6938203	P	0	6		209.16			\$147		1401.96		N	N	
St. Philomene	6976658	P	0	6		209.16			\$147		1401.96		N	N	
Sacramento Country Day School	6938211	P	0	2		209.16			\$49		467.32		N	N	
Presentation of the Blessed Virgin Mary School	6976492	P	0	2		209.16			\$49		467.32		N	N	
St. Ignatius School	6976583	P	0	2		209.16			\$49		467.32		N	N	
St. John the Evangelist	6976591	P	0	1		209.16			\$24		233.16		N	N	

\*\*\*Warning\*\*\*

The data in this report may be protected by the Family Educational Rights and Privacy Act (FERPA) and other applicable data privacy laws. Unauthorized access or sharing of this data may constitute a violation of both state and federal law.

**California Department of Education**

Sacramento City Unified (34 67439 0000000)

**Consolidated Application**

Status: Certified  
 Saved by: Lisa Hayes  
 Date: 2/18/2016 2:37 PM

**2015-16 Title I, Part A Nonprofit Private School Participation**

The LEA shall provide, on an equitable basis, special educational services or other benefits to nonprofit private school eligible children.

**CDE Program Contact:**

Rina DeRose, Title I Policy and Program Guidance Office, [RDeRose@cde.ca.gov](mailto:RDeRose@cde.ca.gov), 916-323-0472  
 Mindi Yates, Title I Policy and Program Guidance Office, [myates@cde.ca.gov](mailto:myates@cde.ca.gov), 916-319-0789

The LEA must offer to provide equitable services that address the needs of nonprofit private school students and staff under the programs listed below. The enrollment numbers are reported under penalty of perjury by each private school on its annual Private School Affidavit. The information filed in the Private School Affidavit is not verified, and the CDE takes no position as to its accuracy. It is expected that districts engaged in private school consultation verify nonprofit status and the accuracy of student enrollment data if it is being used for the purpose of providing equitable services.

**Note:**

The LEA of residence is responsible for providing Title I Part A services to all eligible students who reside in the LEA's Title I attendance area but attend a private nonprofit school. This includes students who attend nonprofit private schools outside the LEA's boundaries.

School Name	School Code	Enrollment	Participating	Affirmation On File	Low Income Student Count	Direct Services	Contract Services	School Added
Al-Arqam Islamic School	7096852	426	Y	Y	8	N	Y	Y
Aldar Academy	6937999	66	Y	Y	11	N	Y	Y
Calvary Christian	6999148	56	N	N		N	N	N
Camellia Waldorf	7069230	135	Y	Y	28	N	Y	N
Capital Christian School	6902019	953	N	N		N	N	N
Christian Brothers High School	6938047	1106	Y	Y	30	Y	N	N

**\*\*\*Warning\*\*\***

The data in this report may be protected by the Family Educational Rights and Privacy Act (FERPA) and other applicable data privacy laws. Unauthorized access or sharing of this data may constitute a violation of both state and federal law.

## 2015-16 Title I, Part A Program Improvement Midyear Activity and Expenditure Report

If one or more schools is in Program Improvement, the LEA is required to provide a mid-year status of activities related to Choice and or SES services.

**CDE Program Contact:**

Jacqueline Matranga, District Innovation and Improvement Office, [jmatranga@cde.ca.gov](mailto:jmatranga@cde.ca.gov), 916-445-4905  
 Jane Liang, District Innovation and Improvement Office, [jliang@cde.ca.gov](mailto:jliang@cde.ca.gov), 916-319-0259

**Activities**

Number of students who applied for Choice	1,368
Number of new and continuing students who transferred to attend a non-PI school under ESEA	115
Number of new and continuing students who transferred to attend a non-PI school under a local or state school choice program	46
Number of students who applied for SES	5,399
Number of students who received SES	2,800
Activities comment An explanation must be provided if all activities are zero.	

**Expenditures and Encumbrances**

Due to a federal audit comment received, LEAs are required to provide biannual year-to-date PI expenditures and encumbrances in support of Choice and SES activities.

Choice transportation using Title I Part A funds	\$0
Choice transportation using non-Title I Part A funds	\$196,699
SES using Title I Part A funds	\$67,674
SES using non-Title I Part A funds	
Parent outreach using Title I Part A funds	\$26
Parent outreach using non-Title I Part A funds	
Total expenditures and encumbrances using Title I Part A funds	\$67,700
Total expenditures and encumbrances using non-Title I Part A funds	\$196,699
Expenditure comment An explanation is required if no program improvement expenditures or encumbrances have occurred (maximum 500 characters).	

**\*\*\*Warning\*\*\***

The data in this report may be protected by the Family Educational Rights and Privacy Act (FERPA) and other applicable data privacy laws. Unauthorized access or sharing of this data may constitute a violation of both state and federal law.



**2015-16 Title I, Part D LEA Allocations and Reservations**

The purpose of this data collection is to calculate the total allocation amount available to the LEA for Title I, Part D, Subpart 2, Neglected, Delinquent, and At-Risk Youth, and to report required reservations.

**CDE Program Contact:**

Karen Neilsen, Title I Policy and Program Guidance Office, [kneilsen@cde.ca.gov](mailto:kneilsen@cde.ca.gov), 916-319-0946

2015-16 Title I, Part D Entitlement	\$63,442
2014-15 Carryover	
Repayment of funds	
2015-16 Allocation	\$63,442
Indirect cost reservation	\$2,388
Administrative reservation	\$7,128
Title I, Part D adjusted allocation	\$53,926
General comment (Maximum 500 characters)	

**\*\*\*Warning\*\*\***

The data in this report may be protected by the Family Educational Rights and Privacy Act (FERPA) and other applicable data privacy laws. Unauthorized access or sharing of this data may constitute a violation of both state and federal law.

**2015-16 Title II, Part A LEA Allocations and Reservations**

The purpose of this data collection is to calculate the total allocation amount available to the LEA for Title II Part A Teacher & Principal Training & Recruiting, and to report required reservations.

**CDE Program Contact:**

Melissa Flemmer, Educator Excellence Office, [mflommer@cde.ca.gov](mailto:mflommer@cde.ca.gov), 916-324-5689

Juan J. Sanchez, Section 2141 Contact, [jsanchez@cde.ca.gov](mailto:jsanchez@cde.ca.gov), 916-319-0452

2015-16 Title II Part A entitlement	\$3,480,779
Total funds transferred out of Title II, Part A	\$0
Total entitlement after transfers	\$3,480,779
Repayment of funds	
Repayment comment	
Provide an explanation of why repayment dollars were added back to the allocation	
2015-16 Allocation	\$3,480,779
Administrative and indirect costs	\$130,977
2015-16 Title II, Part A adjusted allocation	\$3,349,802

**\*\*\*Warning\*\*\***

The data in this report may be protected by the Family Educational Rights and Privacy Act (FERPA) and other applicable data privacy laws. Unauthorized access or sharing of this data may constitute a violation of both state and federal law.

**2015-16 Title III, Part A LEP LEA Allocations**

The purpose of this data collection is to calculate the total allocation amount available to the LEA for Title III Part A LEP, and to report required reservations.

**CDE Program Contact:**

Patty Stevens, Language Policy and Leadership Office, [pstevens@cde.ca.gov](mailto:pstevens@cde.ca.gov), 916-323-5838

2015-16 Title III, Part A LEP entitlement	\$846,183
Repayment of funds	\$0
2015-16 Allocation	\$846,183
Administrative and indirect costs	\$16,592
2015-16 Adjusted allocation	\$829,591

**\*\*\*Warning\*\*\***

The data in this report may be protected by the Family Educational Rights and Privacy Act (FERPA) and other applicable data privacy laws. Unauthorized access or sharing of this data may constitute a violation of both state and federal law.

**2015-16 Title III, Part A LEP YTD Expenditure Report, 6 Months**

A report of year-to-date expenditures by activity. Activity period covered is July 1, 2015 through December 30, 2015.

**CDE Program Contact:**

Patty Stevens, Language Policy and Leadership Office, [pstevens@cde.ca.gov](mailto:pstevens@cde.ca.gov), 916-323-5838  
 Geoffrey Ndirangu, Language Policy and Leadership Office, [gndirang@cde.ca.gov](mailto:gndirang@cde.ca.gov), 916-323-5831

**Required and Authorized LEP Sub-grantee Activities**

**Required**

Section 3115 (c)(1) To increase the English Proficiency by providing high-quality language instruction educational programs that are based on scientifically based research demonstrating the effectiveness of the programs.

Section 3115 (c)(2) To provide high quality professional development to classroom teachers (including teachers in classroom settings that are not the settings of language instruction educational programs), principals, administrators, and other school or community-based organizational personnel.

**Authorized**

- (1) Upgrading program objectives and effective instruction strategies.
- (2) Improving the instruction program for limited English proficient children by identifying acquiring and upgrading curricula, instruction materials, educational software, and assessment procedures.
- (3) Providing tutorials and academic or vocational education for limited English proficient children and intensified instruction.
- (4) Developing and implementing elementary school or secondary school language instruction educational programs that are coordinated with other relevant programs and services.
- (5) Improving the English proficiency and academic achievement of limited English proficient children.
- (6) Providing community participation programs, family literacy services and parent outreach and training activities to limited English proficient children and their families.

2015-16 Title III, Part A LEP entitlement	\$846,183
<b>Object Code - Activity</b>	
1000-1999 Certificated personnel salaries	\$0
2000-2999 Classified personnel salaries	\$0
3000-3999 Employee benefits	\$0
4000-4999 Books and supplies	\$0
5000-5999 Services and other operating expenditures	\$0
Administrative and indirect costs	\$0
Total year-to-date expenditures	\$0
2015-16 Unspent funds	\$846,183
General comment (Maximum 500 characters)	

**\*\*\*Warning\*\*\***

The data in this report may be protected by the Family Educational Rights and Privacy Act (FERPA) and other applicable data privacy laws. Unauthorized access or sharing of this data may constitute a violation of both state and federal law.

**2015-16 Consolidation of Administrative Funds**

A request by the LEA to consolidate administrative funds for specific programs.

**CDE Program Contact:**

Julie Brucklacher, Financial Accountability and Info Srv Office, [jbruckla@cde.ca.gov](mailto:jbruckla@cde.ca.gov), 916-327-0858

Title I, Part A (Basic) SACS Code 3010	No
Title I, Part C (Migrant Education) SACS Code 3060	No
Title I, Part D (Delinquent) SACS Code 3025	No
Title II, Part A (Teacher Quality) SACS Code 4035	No
Title III (Immigrant Students) SACS Code 4201	No
Title III (LEP Students) - 2% maximum SACS Code 4203	No
Title IV, Part B (21st Century Community Learning Centers) SACS Code 4124	No

**\*\*\*Warning\*\*\***

The data in this report may be protected by the Family Educational Rights and Privacy Act (FERPA) and other applicable data privacy laws. Unauthorized access or sharing of this data may constitute a violation of both state and federal law.



# SACRAMENTO CITY UNIFIED SCHOOL DISTRICT BOARD OF EDUCATION

Agenda Item 9.1e

**Meeting Date:** March 17, 2016

**Subject:** Approve Business and Financial Report: Warrants, Checks, and Electronic Transfers Issued for the Period of February 2016

- Information Item Only
- Approval on Consent Agenda
- Conference (for discussion only)
- Conference/First Reading (Action Anticipated: \_\_\_\_\_)
- Conference/Action
- Action
- Public Hearing

**Department:** Business Services

**Recommendation:** Approve attached list of warrants and checks.

**Background/Rationale:** The detailed list of warrants, checks and electronic transfers issued for the period of February 2016 are available for the Board members upon request.

**Financial Considerations:** Normal business items that reflect payments from district funds.

**LCAP Goal(s):** Family and Community Engagement

**Documents Attached:**

1. Warrants, Checks and Electronic Transfers – February 2016

**Estimated Time:** N/A

**Submitted by:** Gerardo Castillo, CPA, Chief Business Officer  
Amari Watkins, Director, Accounting Services

**Approved by:** José L. Banda, Superintendent

Sacramento City Unified School District  
Warrants, Checks, and Electronic Transfers  
February 2016

<u>Account</u>	<u>Document Numbers</u>	<u>Fund</u>	<u>Amount by Fund</u>	<u>Total by Account</u>
County Accounts Payable Warrants for Operating Expenses	97-327412 - 97-328391	General (01)	\$ 9,270,180.05	
		Charter (09)	\$ 57,042.63	
		Adult Education (11)	\$ 63,913.92	
		Child Development (12)	\$ 53,873.62	
		Cafeteria (13)	\$ 972,196.19	
		Deferred Maintenance (14)	\$ 4,689.93	
		Building (21)	\$ 1,401,381.12	
		Developer Fees (25)	\$ 3,236.09	
		Mello Roos Capital Proj (49)	\$ 7,323.03	
		Self Insurance (67/68)	\$ 2,823,584.63	
		Retiree Benefits (71)	\$ 26,938.66	
		Payroll Revolving (76)	\$ 1,711.68	
				<u>\$ 14,686,071.55</u>
Alternate Cash Revolving Checks for Emergency Accounts Payable and Payroll	00000947 - 00000971	General (01)	\$ 17,970.42	
		Child Development (12)	\$ (135.63)	
		Cafeteria (13)	\$ 2,285.65	
		Self Insurance (67/68)	\$ 476.74	
		Retiree Benefits (71)	\$ 1,041.28	
		Payroll Revolving (76)	\$ 11,991.10	
				<u>\$ 33,629.56</u>
Payroll and Payroll Vendor Warrants	97792227 - 97793393	General (01)	\$ 914,644.73	
		Charter (09)	\$ 31,697.71	
		Adult Education (11)	\$ 9,950.13	
		Child Development (12)	\$ 85,799.88	
		Cafeteria (13)	\$ 97,827.44	
		Retiree Benefits (71)	\$ 7,521.45	
		Payroll Revolving (76)	\$ 2,417,804.55	
				<u>\$ 3,565,245.89</u>
Payroll ACH Direct Deposit	ACH-00951908 - ACH-00957763	General (01)	\$ 12,284,174.45	
		Charter (09)	\$ 455,983.07	
		Adult Education (11)	\$ 178,146.37	
		Child Development (12)	\$ 591,773.70	
		Cafeteria (13)	\$ 351,934.13	
		Building (21)	\$ 53,806.19	
		Self Insurance (67/68)	\$ 16,542.52	
		Retiree Benefits (71)	\$ 22,112.99	
				<u>\$ 13,954,473.42</u>
County Wire Transfers for Benefits, Debt Service, and Tax Payments	9700348245 - 9700348271	General (01)	\$ 6,369,809.92	
		Mello Roos Capital Proj (49)	\$ 3,830,317.00	
		Retiree Benefits (71)	\$ 3,047,315.41	
		Payroll Revolving (76)	\$ 14,519,000.50	
				<u>\$ 27,766,442.83</u>
Total Warrants, Checks, and Electronic Transfers				<u>\$ 60,005,863.25</u>



# SACRAMENTO CITY UNIFIED SCHOOL DISTRICT BOARD OF EDUCATION

Agenda Item No: 9.1f

**Meeting Date:** March 17, 2016

**Subject:** Approve Resolution No. 2875: District Representatives for School Facilities Program

- Information Item Only
- Approval on Consent Agenda
- Conference (for discussion only)
- Conference/First Reading (Action Anticipated: \_\_\_\_\_)
- Conference/Action
- Action
- Public Hearing

**Department:** Facilities Support Services

**Recommendation:** Approve and adopt Resolution No. 2875: District Representatives for School Facilities Program.

**Background/Rationale:** Sacramento City Unified School District participates in various School Facility Programs offered through the Office of Public School Construction (OPSC) and the State Allocation Board (SAB). These programs require the submission of various data, certifications, forms and applications which require the signature of an authorized "District Representative". Many of the OPSC/SAB programs are funded on a first come/first funded basis; therefore time is of the essence. Facilities Support Services is seeking the approval of four "District Representatives" to ensure the timely filing of funding applications.

**Financial Considerations:** Potential State School Facility Program funding.

**LCAP GOAL (s):** Safe, Clean and Healthy Schools

**Documents Attached:**

1. Resolution No. 2875

**Time of Presentation:** N/A

**Submitted by:** José L. Banda, Superintendent  
Cathy Allen, Chief Operations Officer

**Approved by:** José L. Banda



**SACRAMENTO CITY UNIFIED SCHOOL DISTRICT**

**RESOLUTION NO. 2875**

**District Representatives for School Facility Program**

BE IT RESOLVED, by the Board of Education (“Board”) of the Sacramento City Unified School District (“District”) and hereby ordered that:

WHEREAS, the Board of the District, 5735 47<sup>th</sup> Avenue, Sacramento, California, County of Sacramento, desires to authorize individuals to act as “District Representatives” as that term is defined in section 1859.2 of title 2 of the California Code of Regulations.

NOW, THEREFORE, BE IT RESOLVED that, until further action of the Board, or their cessation of employment with the District, the following individuals are authorized to act individually as a District Representative or District Representatives as that term is defined in section 1859.2 of title 2 of the California Code of Regulations on behalf of the District, except as to those matters requiring action by the Board:

José L. Banda, Superintendent  
Cathy Allen, Chief Operations Officer  
Gerardo Castillo, Chief Business Officer  
James C. Dobson, Director, Facilities Management and Operations

This RESOLUTION is effective on date of adoption until revoked or superseded.

**AUTHORIZED SIGNATURES:**

\_\_\_\_\_  
José L. Banda, Superintendent

\_\_\_\_\_  
Cathy Allen, Chief Operations Officer

\_\_\_\_\_  
James C. Dobson, Director

\_\_\_\_\_  
Gerardo Castillo, Chief Business Officer

PASSED AND ADOPTED this 17th day of March, 2016 by the Board of Education of the Sacramento City Unified School District, by the following vote:

AYES: \_\_\_\_\_

NOES: \_\_\_\_\_

ABSENT: \_\_\_\_\_

ATTESTED TO:

\_\_\_\_\_  
Christina Pritchett  
Board President

\_\_\_\_\_  
José L. Banda  
Board Secretary

\_\_\_\_\_  
Date



# SACRAMENTO CITY UNIFIED SCHOOL DISTRICT BOARD OF EDUCATION

Agenda Item 9.1g

**Meeting Date:** March 17, 2016

**Subject:** Approve Minutes of the February 18, 2016, Board of Education Meeting

- Information Item Only
- Approval on Consent Agenda
- Conference (for discussion only)
- Conference/First Reading (Action Anticipated: \_\_\_\_\_)
- Conference/Action
- Action
- Public Hearing

**Department:** Superintendent's Office

**Recommendation:** Approve Minutes of the February 18, 2016, Board of Education Meeting.

**Background/Rationale:** None

**Financial Considerations:** None

**LCAP Goal(s):** Family and Community Engagement

**Documents Attached:**

1. Minutes of the February 18, 2016, Board of Education Regular Meeting

**Estimated Time of Presentation:** N/A

**Submitted by:** José L. Banda, Superintendent

**Approved by:** N/A



Putting  
Children  
First

# Sacramento City Unified School District BOARD OF EDUCATION MEETING AND WORKSHOP

## Board of Education Members

Christina Pritchett, President (Trustee Area 3)  
Jay Hansen, Vice President (Trustee Area 1)  
Jessie Ryan, Second Vice President (Trustee Area 7)  
Ellen Cochrane, (Trustee Area 2)  
Gustavo Arroyo, (Trustee Area 4)  
Diana Rodriguez, (Trustee Area 5)  
Darrel Woo, (Trustee Area 6)  
Elizabeth Barry, Student Member

Thursday, February 18, 2016

3:30 p.m. Closed Session

6:30 p.m. Open Session

Serna Center

Community Conference Rooms

5735 47<sup>th</sup> Avenue

Sacramento, CA 95824

## **MINUTES**

2015/16-16

### **1.0 OPEN SESSION / CALL TO ORDER / ROLL CALL**

*The meeting was called to order at 3:40 p.m. by President Pritchett, and roll was taken.*

#### *Members Present:*

*President Christina Pritchett  
Second Vice President Jessie Ryan  
Ellen Cochrane  
Darrel Woo*

#### *Members Absent:*

*Vice President Jay Hansen (Arrived at 4:40 p.m.)  
Gustavo Arroyo (Arrived at 5:30 p.m.)  
Diana Rodriguez (Arrived at 3:50 p.m.)*

*A quorum was reached.*

### **2.0 ANNOUNCEMENT AND PUBLIC COMMENT REGARDING ITEMS TO BE DISCUSSED IN CLOSED SESSION**

*None*

### **3.0 CLOSED SESSION**

*While the Brown Act creates broad public access rights to the meetings of the Board of Education, it also recognizes the legitimate need to conduct some of its meetings outside of the public eye. Closed session meetings are specifically defined and limited in scope. They primarily involve personnel issues, pending litigation, labor negotiations, and real property matters.*

- 3.1 *Government Code 54957.6 (a) and (b) Negotiations/Collective Bargaining CSA, SCTA, SEIU, Teamsters, UPE, Unrepresented Management*
- 3.2 *Government Code 54956.9 - Conference with Legal Counsel – Anticipated Litigation:*
  - a) *Significant exposure to litigation pursuant to subdivision (d)(2) of Government Code section 54956.9*
  - b) *Initiation of litigation pursuant to subdivision (d)(4) of Government Code section 54956.9*
- 3.3 *Government Code 54957 – Public Employee Discipline/Dismissal/Release/Reassignment*
- 3.4 *Government Code 54957 – Public Employee Appointment*
  - a) *Principal, American Legion High School*

#### **4.0 CALL BACK TO ORDER/PLEDGE OF ALLEGIANCE**

*The meeting was called back to order at 6:43 p.m. by President Pritchett.*

*Members Present:*

*President Christina Pritchett*

*Vice President Jay Hansen*

*Second Vice President Jessie Ryan*

*Gustavo Arroyo*

*Ellen Cochran*

*Diana Rodriguez*

*Darrel Woo*

*Student Member Elizabeth Barry*

*Members Absent: none*

*The Pledge of Allegiance was led by Tanner Michael-Bond, a Senior from American Legion High School. He represented the American Legion Men’s Leadership Academy. Certificates of Appreciation were presented by Second Vice President Jessie Ryan to him, lead teacher Pedro Garibay, and the American Legion Men’s Leadership Academy as a group.*

#### **5.0 ANNOUNCEMENT OF ACTION TAKEN IN CLOSED SESSION**

*Counsel Jerry Behrens announced that, by a vote of 5-0 with Board Members Hansen and Arroyo absent, the Board adopted Resolution No. 2015/16-D regarding a certificated employee dismissal. Superintendent Banda announced that the Board, by a vote of 5-0 with Members Hansen and Arroyo absent, approved the appointment of Richard Baronowski as the new Principal of American Legion High School.*

#### **6.0 AGENDA ADOPTION**

*A motion was made by President Pritchett to change Item 11.1 from an Action Item to an Information Item which will be brought back at the next meeting as an Action Item. This was seconded by Member*

*Cochrane. Before this was voted on, Member Woo motioned to change the Item to Conference/Action. The motion was seconded by Vice President Hansen. A roll call vote was taken on Member Woo's motion, and the motion did not pass as follows:*

*President Pritchett – no  
Vice President Hansen - yes  
Second Vice President Ryan - yes  
Member Arroyo – no  
Member Cochrane – no  
Member Rodriguez – no  
Member Woo - yes*

*President Pritchett brought back her original motion which Member Cochrane seconded. The Board voted to adopt the agenda with Item 11.1 changed from an Action Item to an Information Item which will be brought back at the next Board meeting. The motion was unanimously approved.*

## **7.0 SPECIAL PRESENTATION**

### *7.1 Recognition of Tahoe Park Neighborhood Association (Ellen Cochrane)*

*Member Cochrane spoke about and introduced the Tahoe Park Neighborhood Association, telling how they donate their time, supplies, and money to help support students of the District. One of their missions is to provide scholarships to deserving students at Hiram Johnson High School. They are able to do this through fund-raising events and contributions from people in the community. Last year the group awarded \$10,000 to Hiram Johnson High School Seniors who were going to college. The group has agreed to work with Tahoe Elementary School to see how they can further develop participation in public schools through support. She thanked the association members. The founder then spoke about the program and introduced other association members. Member Cochrane presented them with a Certificate of Appreciation.*

*Public Comment:*

*None*

*Board Member Comments:*

*None*

### *7.2 Approve Resolution No. 2870: Recognition of National African American History Month (Jessie Ryan)*

*Second Vice President Ryan began by speaking about Ethnic Studies and how important it is to students that they have a sense of their history. She introduced Youth Development Coordinator Monroe Howard and a group of students from Luther Burbank High School that are members of Blacks Making a Difference (BMAD). They spoke about their program and then Second Vice President Ryan read the resolution. Member Rodriguez motioned to approve it, and Member Arroyo seconded. The resolution was approved unanimously. Member Ryan then presented a framed copy to Mr. Howard.*

*Public Comment:*

*(Board Minutes, February 18, 2016)*

None

Board Member Comments:

None

## 8.0 PUBLIC COMMENT

*Members of the public may address the Board on non-agenda items that are within the subject matter jurisdiction of the Board. Please fill out a yellow card available at the entrance. Speakers may be called in the order that requests are received, or grouped by subject area. We ask that comments are limited to two (2) minutes with no more than 15 minutes per single topic so that as many people as possible may be heard. By law, the Board is allowed to take action only on items on the agenda. The Board may, at its discretion, refer a matter to district staff or calendar the issue for future discussion.*

*Public Comment:*

*Josh Gonzalez and Isaac Rodriguez, Seniors from Sacramento High School, invited the Board to the boys' basketball playoffs that started February 19th. They presented a basketball signed by each team member to Second Vice President Ryan.*

*Aliceah Hernandez, a Senior from Sacramento High School and a Varsity basketball player for all four years of high school, invited the Board to attend the girls' basketball playoffs which started February 19<sup>th</sup>. She presented a basketball signed by each team member to Superintendent Banda.*

*Jessica Arriaga has concerns about supports and services that her child may or may not be receiving. She feels that more efforts are being put into average daily attendance statistics than into educating the students and said children are looked at as numbers rather than human beings. She said teachers need support.*

*Member Cochran thanked Ms. Arriaga for her comments and said she wants to make sure that issues with her child are being addressed. She gave Ms. Arriaga her card so that she can call if they are not resolved. President Pritchett said that she has been working with Ms. Arriaga as well.*

*The following speakers spoke in favor of a competitive wage package and support for teachers:*

*LaShanya Breazell*

*Felipe Ferraz*

*Nikki Milevsky*

*Fabrizio Sasso*

*Anna Molander*

*Kathy Buxton*

*Victoria Carr*

*Chesshuwa Beckett*

*Shana Just*

*Hasan McWhorter*

*Sandy Allen*

*Sandy Olson*

*Debbie Watson*

*Alice Mercer*

*Robin Durfee*

*Jenny Thomas*

*Jean Seto*

*Erin Duarte*

*Harold Fong*

*In response to the above comments, President Pritchett read the following statement from the Board: “Across the state we know virtually every large district is struggling to fill vacancies given the dearth of young people entering the field of teaching. This is, and has been, critically important to the Board and the District; it is one of the reasons that we proposed moving the school calendar earlier this year. We also share the desire to have our teachers and all District employees be well compensated for their work. As a Board, we also have a statutory and moral responsibility to look after the long-term financial health of our District. The last thing we want to do is spend beyond our means, only to turn around and have to lay off teachers when the economy inevitably takes a downward turn. We must also make responsible decisions to protect our ability to fulfill the promise of lifetime benefits that we have already to current and former teachers. I know these discussions can be difficult, but it is our hope that the two sides will come together and thoughtfully and responsibly consider all options in an effort to make the best decision for teachers and students for the future.”*

*Student Board Member Barry commented that we make our decisions on what we value whether you are a district, government, or person. Money is put towards whatever is valued. The argument can be made that we put money toward benefits. We speak about how we want to be a destination school district. She feels we want to be a destination school district not only to our students, but to our teachers too. She knows teachers are hard working. But it alarms her that on the survey it says a lower reason that teachers chose to stay is the District’s leadership. She feels this is a bigger problem than pay because the District leadership rolls down to all other leadership, and this should be one of our main concerns. Another thing she has noticed is that if those under management, such as students under a teacher, are not doing well, it is usually because those in charge are not doing something right. She feels that the teachers present are all saying that something is wrong, and it is not their fault but the fault of the administration. She feels it is not just about compensation, but about making people feel valued.*

*President Pritchett called for a five minute recess.*

## **9.0 PUBLIC HEARING**

### **9.1 Public Hearing on the Renewal of the Charter for California Montessori Project Conference – Capitol Campus (Jack Kraemer and Gary Bowman)**

*Charter Oversight Coordinator Jack Kraemer began the presentation by introducing Executive Director Gary Bowman of California Montessori Project. Mr. Kraemer gave an overview of the school, the process for charter renewal, the purpose of the public hearing, and our next steps. Mr. Bowman, with some staff and community members, then gave a presentation on the California Montessori Project, Capitol Campus.*

#### **Public Comment:**

*None*

#### **Board Member Comments:**

*Member Rodriguez asked for the school demographics. Principal Bernie Evangelista gave the demographics as 55% white, 24% Hispanic, 5.5% Asian, 3.04% African American, and 11.85% multiple. Member Rodriguez noted that the Montessori way of teaching was created for children who are at-risk. Our most at-risk students in the District are of a different demographic than that which they serve. She asked why the*



*African American population is significantly lower than the rest. Principal Evangelista replied that they are a lottery school, and children are picked based on the lottery. Mr. Bowman said he is not exactly sure why this is; at their different schools they see different demographics. In Elk Grove, for example, they have a much higher percentage of African American students. Looking at the history of the mid-town Capitol Campus, he would say their demographics reflected that area. When they relocated to the College Green area, they brought some students and families with them, but it was a lengthy commute for a number of the families. So within a few years many chose to attend neighborhood schools, and they maintain the students and families that could drive the distance from mid-town. Then they started absorbing more of the local families within the College Green area. Therefore, yes, their African American population is half of that at nearby Hubert Bancroft Elementary School. Member Rodriguez commended Sacramento High School for hiring someone to recruit a more diverse population; she encouraged California Montessori Project, Capitol Campus to do the same. She thinks they are doing a fantastic job, but she would like to see more diversity. Mr. Bowman said they absolutely agree, and maybe they can work with Sacramento High School's admissions and enrollment department to look at ways in which they can increase those specific demographics.*

*Member Arroyo spoke about the achievement up until 2013 and noted a difference in achievement between different demographic groups. All groups' scores are still high, but he does see a little bit of a lag. He asked if this is systemic for whatever reason and asked for feedback. Mr. Bowman said that he does not know if it is systemic, and they agree that high 700s are good scores for the subgroups. Their goal, however, with the old accountability standards would be that all of their students exceed 800. Having said that, what they really strive to do is, when they get the results back from the state, aggregate the information for all students. They look at where the skill set deficits are and try to create strategies to provide intervention. Under the new testing and funding formulas, they are specifically looking at targeted groups to provide interventions on their early release days so that those students get additional tutoring. They have also offered an after school program called Star Power which is a no-fee tutoring and skills set intervention program. Member Arroyo said that he hopes that as we go to a new methodology of testing students and measuring their progress we can start seeing that gap lowered. He would love to visit the school.*

*Second Vice President Ryan pointed out that the school reported about 12% of the student population as two or more races and that students might not fall into the category of African American, Hispanic, or white, but are two or more races. She would, therefore, suggest that this would probably significantly diversify the statistic for the number of African American students being served. She also pointed out that the variance across ethnic subgroups is not a significant variance; there are many of our schools that would be thrilled to have a 785 or 787 score. She notes they only began tracking multiple races in 2013 and asked if that is why they only have data for their performance for that year. Principal Evangelista said that the subgroup probably was not big enough to track. Second Vice President Ryan said that she values diversity and agrees with the idea that we need a focus on recruitment. The after school tutoring model is very impressive; she is interested in visiting that portion of their model to find out what year to year gains they see with those student cohorts. Mr. Bowman said two years ago they hired a half time testing coordinator. Part of that job is to look at subgroups and analyze where they are successful and where they are challenged so that they can bridge the gap.*

*Member Rodriguez asked, regarding the lottery system, does everyone go into the same pot or are they doing something to ensure that they have a more representative sampling. Mr. Bowman said that they have preferences with staff and siblings. There was a Montessori preference when he joined that he pulled for a number of years with the justification that if any preference is pulled perhaps one is increasing the likelihood of adding diversity into the student population. At the same time, for families who are so committed to a methodology that they have sent their kids to Montessori pre-schools, it is great to bring those families in as well so that they can strengthen the presentation of the methodology. Having said that, their kids basically*

enter in the Kindergarten level because they do have extensive waiting lists. Also, because they know that a foundation is very important and very linked to Maria Montessori's methodology, they generally do not bring kids into the upper grades. Therefore Kindergarten is a critical entry level year. The way that they can increase the diversity within their program is by recruitment and increasing diversity within the pool from which they draw. He feels that is the best strategy, to recruit and bring families into their school at the earliest levels to help them matriculate into the upper grades and actually change those demographic ratios. Member Rodriguez thanked him for sharing that and said she may have some further information for him to discuss later.

President Pritchett thanked her colleagues for bringing up the issue of race. The school sits on the border of Member Cochran and her areas at the old Thomas Jefferson Elementary School site. She asked how many kids from the old Thomas Jefferson school site and neighborhood attend the school. Principal Evangelista said they currently have about 64 students living within the neighborhood; this is about 20%. In-district students, or about 282 students, make up the other 80%. President Pritchett asked how many children are being served under an Individualized Education Program (IEP). Principal Evangelista answered that the number is 56 students currently, which is about 16% of their population. Mr. Bowman said that they generally have a higher special education ratio than a lot of traditional public schools.

## **10.0 CONSENT AGENDA**

*Generally routine items are approved by one motion without discussion. The Superintendent or a Board member may request an item be pulled from the consent agenda and voted upon separately.*

### **10.1 Items Subject or Not Subject to Closed Session:**

- 10.1a Approve Grants, Entitlements and Other Income Agreements, Ratification of Other Agreements, Approval of Bid Awards, Change Notices and Notices of Completion (Gerardo Castillo, CPA)**
- 10.1b Approve Personnel Transactions (Cancy McArn)**
- 10.1c Approve Luther Burbank High School Field Trip to Tacoma, Washington from March 3 – 8, 2016 (Lisa Allen and Chad Sweitzer)**
- 10.1d Approve School of Engineering and Sciences Field Trip to Flagstaff, Arizona from March 6 – 13, 2016 (Lisa Allen and Tu Moua-Carroz)**
- 10.1e Approve Business and Financial Report: Warrants, Checks, and Electronic Transfers Issued for the Period of January 2016 (Gerardo Castillo, CPA)**
- 10.1f Approve Appointment of Board Member Ellen Cochran to the California School Board Association (CSBA) Delegate Assembly (José L. Banda)**
- 10.1g Approve Minutes of the January 21, 2016, Board of Education Meeting (José L. Banda)**

*President Pritchett asked for a motion to adopt the Consent Agenda. A motion was made to approve by Member Woo and seconded by Member Rodriguez. The Board voted unanimously to adopt the agenda.*

## 11.0 BOARD WORKSHOP/STRATEGIC PLAN AND OTHER INITIATIVES

### 11.1 Approve Real Estate Advisory Proposals for Three Sites (Cathy Allen)

**Action**  
**Information**  
(item type  
changed  
during agenda  
adoption)

Chief Operations Officer Cathy Allen began the presentation by introducing Chad Wakefield, Senior Project Manager of Overland, Pacific, and Cutler. She said that in the third quarter of 2015 we talked about hiring a firm to help evaluate some of our properties that might be declared surplus, and Mr. Wakefield's firm was chosen to help us with real estate advisory matters. They have been meeting, toured sites, and met with the adhoc committee. What is being presented tonight are the results so far of what they have been able to ascertain through analyses, studies, phone calls, conferences, and reaching out to others that have done this. There is a very thorough report in the packet. Ms. Allen noted that the three sites identified are 2401 Florin Road, 1619 N Street, and 2718 G Street. She described the assignments given to the firm hired. She then turned the presentation over to Mr. Wakefield. He went over primary initial findings, the schedule and progress to date, the work remaining for his firm, and alternatives to sale or lease of assets. He gave recommendations and went over a potential disposition schedule. Ms. Allen then summed up the seven different options available for the three sites. She said they are now at the point where they need some Board discussion and to get direction from the Board. Referring to the potential schedule, she said that almost all has to happen in Open Session and with Board resolutions.

#### Public Comment:

William Burg, a board member with Preservation Sacramento, encouraged the Board to move forward with the proposal to sell the properties, but to retain the historic Thomas Jefferson and Old Marshall schools. He said demolition as highest and best use is a flawed assumption as these buildings are a non-renewable and valuable historic resource that adds to the value of the sites. All three of the 2014 proposals for these sites wanted to re-use the buildings. He encouraged the Board to extend the lives of these buildings for tomorrow. Danny Yost, co-chair of Midtown Neighborhood Association, said that his association wants to be informed of what goes on with these properties, and they also want to work with the Board as decisions are made. He lives near the Thomas Jefferson School site and often wonders what will be done with the site.

Tom Quasebaryn lives across the street from the Old Marshall School site and feels it should be preserved so it can be an asset and benefit to the community. However he has seen it decline slowly but steadily and feels it is on the brink of becoming blighted and unable to be restored. He urged the Board to consider the condition of this particular facility and its historic status so that a decision can be expedited. He offered the support of the neighborhood and said they would like to be involved in the decision making process to the extent that they can.

Patrick Stelmach encouraged the Board to act to preserve these historic assets in a way that contributes to the community's fabric. He assured them that they would get top dollar. He is on the board of directors for Preservation Sacramento and is a real estate broker. He feels demolishing these structures would be a disastrous wasted opportunity. His company specializes in adaptive reuse of historic buildings in the urban core of midtown and downtown. He said there is a huge demand in the marketplace for these kinds of spaces.

Julie Murphy, co-chair of Marshall School/New Era Park Neighborhood Association, lives across the street from the Old Marshall School site. She feels demolition of the building would be a tragedy for the community. She urged the Board to act quickly on a decision. She also stated that the community wants to be involved.

*Board Member Comments:*

*Vice President Hansen asked if the 7-11 Committee requirements have been met with these three facilities. Ms. Allen answered that they have been able to ascertain that there was a recommendation to the Board at that past time to surplus the properties, but she does not believe a resolution was ever done. She said we would want to go through that process again and all the proper notifications that would entail. So if the Board decided to surplus, we would bring it forth with a resolution. Vice President Hansen thanked Ms. Allen and the contractor for fulfilling the Board's requests. He wants to keep the ball rolling; he knows this is an information item tonight, but he stressed to his fellow Board members that a decision must be made on how to give staff further direction at the next Board meeting. Looking at different options, he would like the District to be involved in the development and reuse of these projects. Anything that is an asset that can generate money for the District should be kept. It would be a shame to lose any building that is part of the legacy of the District. A joint occupancy that allows for a 66 year partnership with a developer does make sense to him. He feels we should look at a request for quotation for two facilities to see if we have interested real estate development partners. That could be looked at during the next Board meeting to determine if there is interest. This would be fairly expeditious, and if there is no interest in that, then we can take a different step. On the other property, 24<sup>th</sup> and Florin, he said this seems more like a simple sale. It could be divided into four parcels so that it is easier to sell. Community involvement also is key, and he appreciates the work that Old Marshall School/New Era Park Neighborhood Association has done. We are still at some of the beginning steps, but a lot of work has already been done. Because the 7-11 Committee is done, that represents a year of completion.*

*Member Cochrane thanked Ms. Allen for the presentation and said that she agrees there is urgency to have a building that is repaired and functional in the neighborhood, especially at 28<sup>th</sup> and G Street, but we want to make sure that we do not go too fast; we must have full Board knowledge, vote, and not be in a situation where we are releasing or selling a property which may be needed in the future. New property cannot be created. Therefore any property in which sale is a consideration must be done so with great thought. She asked Mr. Burg what type of historical preservation designations 1619 N Street and Old Marshall School have. Mr. Burg said that in both cases they are listed as individual landmarks in the Sacramento Register, but nothing else. They have been identified in state surveys but neither have been nominated or listed in the California Register or National Register. Member Cochrane asked if it is possible someone could be nominating one of the buildings. Mr. Burg said yes, they certainly could be as both are strong candidates for eligibility. Member Cochrane asked who nominates. Mr. Burg replied that anyone can. Member Cochrane asked if Preservation Sacramento has any plans to do that. Mr. Burg said that they do not, but supposed it is not out of the question. Member Cochrane requested Mr. Burg to send her any information he has on this.*

*Second Vice President Ryan thanked the presenters for their review and recommendations. She concurs with the comments of Vice President Hansen and Member Cochrane regarding demolition. She asked for a description of functionally obsolete and for the cost of on-going maintenance year to year. She also asked if any cost analysis has been done to reopen either Old Marshall or Thomas Jefferson school sites. Mr. Burg described functional obsolescence as a building that no longer meets market desire or its ability to serve its current purpose. An office building, for example, that finds itself in the middle of a high intensity industrial area is probably no longer usable to the market as class A office space. In these cases, the two downtown properties are smaller, old school sites. In the case of Old Marshall, the surrounding neighborhood is beautiful with nice older homes, so the building could be made more useful and marketable in that area. The situation is similar with 16<sup>th</sup> and N Streets. It is an old school building that has a five story apartment property across the street being developed. Its zoning allows for 150 units per acre. It therefore now has a higher and better use than it did when it was developed. Ms. Allen said that, regarding on-going maintenance, the buildings are still assets for us, so we treat each like an asset. If we find a problem, we go out and address it although we do not put a lot of money into a closed school site. We are still required to*

*maintain an active fire alarm system there, and we spent quite a bit on the roof at the Old Marshall site not too long ago. She said she can get the dollar amount for a year's worth of maintenance at the next Board meeting. To renovate the buildings to bring them back to use as schools would be very prohibitive. The state has a guideline that says if the cost to renovate exceeds 50 percent of the replacement cost of the building, then the state will not provide funding for it. She will, however, also get the cost to renovate 16<sup>th</sup> and N Streets ready for the next Board meeting. Second Vice President Ryan asked for confirmation that what she is saying is the likelihood of the property being able to reopen as a functional public K-12 school site is very small. Ms. Allen answered that is correct. Second Vice President Ryan said she worries about how we materialize resources that would allow us to see some of the great reuse visions come to fruition. She is interested in the comments made regarding disposal of the properties being done in a thoughtful way by working with an entity that commits to the historic preservation of the Thomas Jefferson and Old Marshall sites; apparently this entity would help us secure the resources to restore them to the stature of a community gem and use them in a way that benefits the community as a whole as well. She also asked a question about recent discussions regarding the potential swap of these two properties for property that has been identified as a strong fit for a central kitchen on San Juan Avenue. She asked if there was a willingness to preserve the Thomas Jefferson property in its current form, or was the discussion for demolition. Ms. Allen said there has never been a discussion about demolition. It is included in the report only because it is a methodology by which to come up with an appraisal. The three proposals received over two years ago from interested developers all were going to incorporate the existing building and then build on either side of it as well. Second Vice President Ryan said she wants to see the best possible uses that benefit our community and students; she believes a top priority is historic preservation.*

*Member Rodriguez said she respects historical value and appreciates cities that preserve historical areas. She asked if the analysis for the 16<sup>th</sup> and N Street site included air rights. Mr. Burg said that air rights were not considered in their report as a separate bundle. They considered the value of the land and if the existing improvements contributed anything to the value of that land. They looked at the structure and the parcel at this point; part of the appraiser's assignment could be to give a valuation of air rights as well. If we were to do a long term ground lease, this is something that can be negotiated in a lease agreement, i.e., preservation of those rights. Whether or not they have any value in the future would be determined later, but a lease can put an appraised fair market value on air rights. Member Rodriguez said that she wants to make sure this is part of the evaluation process for the two downtown buildings. Ms. Allen said that if the direction of the Board is to include that, they will incorporate it into the appraisal. Member Rodriguez asked if it will be part of the package two weeks from now. Ms. Allen said no as we need to narrow the focus on both properties. It has been discussed in the Facilities Committee meetings about doing a request for quotation that would reach out to interested developers who would want to come to a community meeting and hear comments about the properties. This way we can hear if they want to do this type of work and, if so, in what type of capacity. Two weeks from now what will only happen on our end is that Ms. Allen will answer some of the questions that she was not able to answer tonight. They are hoping also in two weeks to have clearer direction for each of those sites. Mr. Burg said a full blown real estate appraisal has a six to eight week turn around delivery time. Adding something unique like air rights may lengthen that. They may have to subcontract the air rights piece. President Pritchett said the Board can vote on air rights in two weeks. Member Rodriguez asked about the potential of doing a special tax for the immediate area to be able to keep the buildings for joint use. Ms. Allen said that has not been considered yet. Member Rodriguez said she would like this to be looked at also. She requested to talk to Ms. Allen later about the 24<sup>th</sup> and Florin site as it is in the area she represents. She may want to pull this site off the proposal pending their discussion. Community input is also very important to her.*

*Member Arroyo commended Vice President Hansen for his leadership in bringing this matter along. He feels it is premature to talk about specific projects and wants. Ms. Allen said she would like the Board to have a discussion and consensus on a concept. For example, if the concept for the Old Marshall site is some*

sort of a joint occupancy program, then they would move forward with next steps to see what that looks like, but that does not mean they would partner with a particular person or agency at this point. Member Arroyo spoke about past discussions on the 16<sup>th</sup> and N Street property; what he learned from that is there are developers that can come up with creative and interesting models for use. As long as we spell out what it is we are seeking, being very transparent with the public at the same time, an opportunity is opened for people to apply and be considered. Therefore he does not want to spend time with his vision of what he would like to see at each site tonight; this is the conversation that will be had at the next Board meeting. He is trying to narrow down tonight what it is we want the public to know, because by the next meeting the Board will start refining, so the community needs to start contacting the Board to let Members know their wishes. He asked at what point the Board would start to consider specific developers and/or partners in these concepts. Ms. Allen used Old Marshall as an example and stated that Member Cochrane did a request for ideas which generated response from a lot of people; if we were to be presenting that tonight to the Board and giving the most popular idea, we would then receive direction and follow up with a request for quotation to interested developers to do that specific thing.

President Pritchett asked Ms. Allen to send the Board the previous 7-11 Committee recommendations and to bring that in two weeks. She clarified with the Board that in two weeks they should determine what direction each would like to take. Ms. Allen asked if it will come back as a Conference/Action Item next time. President Pritchett said yes.

#### 11.2 Monthly Facilities Update (Cathy Allen)

#### Information

Ms. Allen gave an update on class size reduction progress. Staff visited all elementary schools to assess the needs of each site. Ten sites were identified as in need of additional classrooms. Work is scheduled to start in the Spring upon Department of State Architect approval.

#### Public Comment:

Angie Sutherland, a parent at Hollywood Park Elementary School, said she is not clear on what the criteria is to determine which schools are getting extra buildings. She asked if this is going to displace any programs or classes or move teachers.

#### Board Member Comments:

Superintendent Banda said staff did a thorough review of the school sites. They spoke to each principal about their programs and needs. And in some cases it is displacing. For example, at Crocker Riverside Elementary School the Transitional Kindergarten class is going to be moved due to capacity. In some cases Principals were able to maneuver to keep from bringing in additional classrooms and to also sustain the programs that they have. Each principal was contacted and part of the decision. Ms. Allen said that we are not displacing programs.

Second Vice President Ryan thanked Ms. Sutherland for her comments and appreciates that Principals were consulted. Not all principals in her area were happy with decisions that were made. Hollywood Park Elementary is not getting a portable, but neighboring Leonardo da Vinci is getting four or five. Hollywood Park Elementary, in an effort to grow enrollment, extended their Kindergarten day. As a result of class size reduction and not receiving the one portable requested, however, they might have to create a Special Education wing if they cannot relocate the early childhood education program. This would be very unfortunate, and she would like to see the District move forward in a commitment to address this issue. She asked if it is feasible to take surplus portables from surrounding districts. Ms. Allen said that all portables

*being relocated are coming from our stockpile or school sites; we are not purchasing any portables. Some need to be repaired. She also noted that growth needs to be separate from class size reduction. Second Vice President Ryan asked what the timeline is for Hollywood Park Elementary School. Ms. Allen said that Assistant Superintendent Mary Hardin Young has been working with Principal Luke; Ms. Allen will follow-up with Ms. Hardin Young.*

*President Pritchett was going to ask if we are displacing any Special Day Class students, and hearing about the use of a Special Education wing appalls her. She does not like the idea of isolating special education students in a wing, and she hopes the Superintendent addresses this.*

### *11.3 Strategic Plan Review (Dr. Al Rogers)*

**Conference**

*Dr. Rogers began the presentation by introducing LCAP/SPSA Coordinator Cathy Morrison and Will Jerrell of Pivot Learning Partners. Ms. Morrison gave an overview of the presentation. Dr. Rogers then went over findings which included status, process and focus groups, surveys, and community meetings. Ms. Morrison went over findings in a timeline format. Dr. Rogers went over the first cycle of engagement and what was learned from it. Ms. Morrison then addressed how they interpreted all of the sources providing information on the plan. Dr. Rogers then went over revisions and recommendations to core values. Ms. Morrison completed the presentation by going over timeline and next steps.*

#### *Public Comment:*

*Angie Sutherland thanked staff for all of their work on the Strategic Plan and said she attended an input session in November. At that time she felt the plan did not speak to students with disabilities. She asked that students with disabilities be listed as a subgroup along with students of color, low-income, English learners, and foster and homeless youth. She thanked staff for including a review of Special Education services under expanding and improving interventions and academic supports for all students; she said this is vague however. She is disappointed with the survey as it does break down all the ethnicities among parents, students, and teachers, but we do not know what parents of students with disabilities say.*

#### *Board Member Comments:*

*Member Rodriguez thanked staff for doing this work. She noted that this is the first survey and that there will be more. She said we are not reaching out to the Latino community in a sufficient manner. They represent nine percent of survey respondents yet they are the largest ethnic group in the District. Also, she is concerned because she cannot find the core values on the website. She feels that if all in the District do not feel valued we will have actions like we had earlier this evening. She feels we need to understand and find out why we are having a lack of participation from the parents, students, and staff when surveys come out. If it is because we truly do not have a value system, then let us fix it. She has gotten feedback from the community saying that they are not being given the flexibility of picking their own priorities due to the way the survey is set up. She is partnering with Keith Herron of Target Excellence to use a survey that goes out through a mobile devices app. They will keep track of what ethnic group is responding and at what rate. They also discussed bringing people in at Rosa Parks K-8 School for a community meeting for a dot vote. She wants to see community responding genuinely; she does not want them to be fed a response.*

*President Pritchett asked for a motion to extend the meeting by 15 minutes. A motion was made by Member Arroyo and seconded by Member Cochrane. The motion passed unanimously.*

*Ms. Morrison reported a clarification just received that the overall demographics of the survey reflect a lower Latino population because they had a high population of staff responding who are primarily white. Breaking demographics down to the parent population, there were actually 24 percent of parents who took the survey in Spanish. Additionally, the Student Advisory Council was very involved with the survey this year; 5.6 percent participated last year while this year student response represented almost 18 percent. The student response was extremely diverse. Member Rodriguez said we have a problem when we have more Caucasian people responding to a survey that does not match our District demographic. She would like us to acknowledge that.*

*Student Member Barry said she knows staff really tried to go out and get student voice, which she appreciates. She provided Dr. Rogers and Ms. Morrison with student feedback on the goal of College, Career, and Life Ready from a Youth Council Meeting that was held today at the Student Activities Council.*

*Second Vice President Ryan thanked staff for their efforts and underscored the importance of how we make the framing, messaging, language, and surveys accessible and relatable to families of all ethnicities, demographics, and socio-economic status in the District. She feels that Operational Excellence is too vague and that we should change the frame to be more specific. Regarding the survey, she noted 20 percent of respondents did not complete the survey. She wonders why that happened. She suggests having a small focus group do a field test of these important surveys. Have a focus group that talks about language and breaks down Operational Excellence, College and Career Ready, etc. She asked why taking out specific program names from the Strategic Plan is being considered. Dr. Rogers said he feels that they will get there as a Board as we get closer to the final document; we are at a point where it is time to be a little bit more specific. We did not want to limit the conversation too much to specific programs. Using brand names immediately leaves out other ideas, but we will get more specific as we proceed. The next survey will show a lot more in the way of specific language for people to react and advise on. Second Vice President Ryan said she understands that equity is being looked at as being interwoven throughout the document, but she hopes as we flesh out the tangible goals around equity that we are not just looking at equity across ethnic subgroups but also in our Special Education, foster youth, and English language learner populations. She would like some tangible metrics by which we can measure closing achievement gaps so that there is a real commitment so that when we say College and Career Readiness we know what it looks like. Does that mean that equity at the center of that is an expansion of priority schools and what we have seen work within that model? Does that mean we offer A – G as the default curriculum so that all of our kids are at least given an option to be four year college ready? She would like to really break into those details that allow us to have teeth to the vision we are putting forward. Regarding the parent engagement and empowerment piece, she feels we have an office that is doing really well on the ground and should be our best allies in fleshing out those goals, but unless those goals resonate with our families, they are meaningless. She put forth the idea of going back to them and asking what are we doing right now that works, what needs to happen so that we are being culturally responsive, and how do we incorporate their feedback into this final draft.*

*President Pritchett thanked staff for their work on this, and she looks forward to what comes out of it. She asked if the survey is still open. Dr. Rogers said it is closed, but there will be a second survey as part of the next phase. President Pritchett asked that a board communication be sent out when the new survey is ready so that the Board members can engage their communities.*

*Superintendent Banda acknowledged the work done by Dr. Rogers, Ms. Morrison, and the rest of the staff. He noted that a lot of things brought up by the Board are similar to discussions they had in Cabinet around language, goals, equity, etc. He said we still have a way to go, and for us it is going to be determining what are the goals, subgoals, and metrics. It is a process, and we appreciate the feedback given here. We have to have goals that resonate with and have meaning to the greater community. It is a work in progress and will end with something we are proud of that speaks to what we want as a community; it will guide us with a*



*created blueprint in how we educate our children in the District so that they are successfully ready for college, career, and life.*

## **12.0 BUSINESS AND FINANCIAL INFORMATION/REPORTS**

**Receive Information**

### **12.1 Business and Financial Information:**

- *Purchase Order Board Report for the Period of December 15, 2016 through January 14, 2016*
- *Enrollment and Attendance Report for Month 4 Ending December 18, 2015*

*The Business and Financial reports were received by President Pritchett.*

## **13.0 FUTURE BOARD MEETING DATES / LOCATIONS**

- ✓ *March 3, 2016, 4:30 p.m. Closed Session, 6:30 p.m. Open Session, Serna Center, 5735 47<sup>th</sup> Avenue, Community Room, Regular Workshop Meeting*
- ✓ *March 17, 2016, 4:30 p.m. Closed Session; 6:30 p.m. Open Session; Serna Center, 5735 47<sup>th</sup> Avenue, Community Room; Regular Workshop Meeting*

## **14.0 ADJOURNMENT**

*President Pritchett asked for a motion to adjourn the meeting; a motion was made by student member Elizabeth Barry and seconded by Second Vice President Ryan. The motion was passed unanimously, and the meeting adjourned at 10:42 p.m.*

---

*José L. Banda, Superintendent and Board Secretary*

*NOTE: The Sacramento City Unified School District encourages those with disabilities to participate fully in the public meeting process. If you need a disability-related modification or accommodation, including auxiliary aids or services, to participate in the public meeting, please contact the Board of Education Office at (916) 643-9314 at least 48 hours before the scheduled Board of Education meeting so that we may make every reasonable effort to accommodate you. [Government Code § 54953.2; Americans with Disabilities Act of 1990, § 202 (42 U.S.C. §12132)] Any public records distributed to the Board of Education less than 72 hours in advance of the meeting and relating to an open session item are available for public inspection at 5735 47<sup>th</sup> Avenue at the Front Desk Counter and on the District's website at [www.scusd.edu](http://www.scusd.edu)*



# SACRAMENTO CITY UNIFIED SCHOOL DISTRICT BOARD OF EDUCATION

Agenda Item 9.1h

**Meeting Date:** March 17, 2016

**Subject:** Approval Early Kinder Program – Board Policy #6170.1 Revision

- Information Item Only
- Approval on Consent Agenda
- Conference (for discussion only)
- Conference/First Reading (Action Anticipated:)
- Conference/Action
- Action
- Public Hearing

**Department:** Academic Office/Early Kinder Program

**Recommendation:** Approve revisions to BP 6170.1

**Background/Rationale:** The California Department of Education has recently amended Education Code (EC) 48000 for Transitional Kindergarten. The changes to our district's BP 6170.1 are reflected in the noted draft revisions and are also appropriately comply with the revisions suggested by the Californian School Board Association.

**Financial Considerations:** Not applicable

**LCAP Goal(s):** College and Career Readiness

**Documents Attached:**

1. Original approved Early Kinder Board Policy #6170.1
2. Edit updated (redline) notations-Board Policy #6170.1
3. Clean copy-revised Board Policy #6170 for review and consideration

<p><b>Estimated Time of Presentation:</b> N/A</p> <p><b>Submitted by:</b> Iris Taylor and John Conway</p> <p><b>Approved by:</b> José L Banda, Superintendent</p>
---

# Sacramento City USD

## Board Policy

### Early Kinder (Transitional Kindergarten)

BP 6170.1

#### Instruction

The Governing Board desires to offer a high-quality Early Kinder (Transitional Kindergarten) Program for eligible children who do not yet meet the minimum age criterion for Kindergarten. The program shall assist children in developing the academic, social, and emotional skills they need to succeed in Kindergarten and beyond.

The district's Early Kinder shall be the first year of a two-year Kindergarten program (Education Code 48000)

The Board encourages ongoing collaboration among district preschool staff, other preschool providers, elementary teachers, administrators, and parents/guardians in program development, implementation, and evaluation.

(cf. 0420 - School Plans/Site Councils)  
(cf. 1220 - Citizen Advisory Committees)  
(cf. 6020 - Parent Involvement)

#### Eligibility

The district's Early Kinder Program shall prioritize student enrollment for children whose fifth birthday lies between: (Education Code: 48000)

- \* November 2 and December 2 in the 2012-13 school year
- \* October 2 and December 2 in the 2013-14 school year
- \* September 2 and December 2 in the 2014-15 school year and each school year thereafter

Parents/guardians of eligible children shall be notified of the availability of this program and the age, residency, and any other enrollment requirements. Enrollment in the Early Kinder Program shall be voluntary.

(cf. 5111 - Admission)  
(cf. 5111.1 - District Residency)  
(cf. 5111.12 - Residency Based on Parent/Guardian Employment)  
(cf. 5111.13 - Residency for Homeless Children)  
(cf. 5141.22 - Infectious Diseases)  
(cf. 5141.3 - Health Examinations)  
(cf. 5141.31 - Immunizations)  
(cf. 5141.32 - Health Screening for School Entry)

## Curriculum and Instruction

The district's Early Kinder Program shall be based on a modified Kindergarten curriculum that is age and developmentally appropriate. (Education Code: 48000)

(cf. 6141 - Curriculum Development and Evaluation)  
(cf. 6161.1 - Selection and Evaluation of Instructional Materials)

Upon recommendation by the Superintendent or designee, the Board shall approve academic standards for Early Kinder that bridge preschool learning foundations and Kindergarten standards. Such standards shall be designed to facilitate students' development in essential skills which may include, as appropriate, language and literacy, mathematics, physical development, the arts, science, social studies, English language development, and social-emotional development.

(cf. 5148.3 -Preschool/Early Childhood Education)  
(cf. 6011 - Academic Standards)  
(cf. 6174 - Education for English Language Learners)

The number of instructional minutes offered in Early Kinder shall be the same as that required for the district's Kindergarten program.

(cf. 6111 - School Calendar)  
(cf. 6112 - School Day)

Early Kinder students may be placed in the same classrooms as Kindergarten students when necessary, provided that the instructional program is differentiated to meet student needs.

## Staffing

Teachers assigned to teach in Early Kinder classes shall possess a teaching credential or permit that authorizes instruction at the Kindergarten grade level.

(cf. 4112.12- Certification)

The Superintendent or designee may provide professional development as needed to ensure that Early Kinder teachers are knowledgeable about district standards and effective instructional methods for teaching young children.

(cf. 4131- Staff Development)

## Continuation to Kindergarten

Students who complete the Early Kinder program shall be eligible to continue in Kindergarten the following school year.

Students enrolled at a regional non-neighborhood Early Kinder school site shall return to their assigned/neighborhood home school to continue their regular 2nd year in Kindergarten. Parents requesting to continue the second year of Kindergarten at a regional non-neighborhood school would apply to do so through the Open Enrollment Process.

A student shall not attend more than two years in a combination of Early Kinder and Kindergarten. (Education Code 46300)

(cf. 5123 - Promotion/Acceleration/Retention)

#### Program Evaluation

The Superintendent or designee shall develop or identify appropriate assessments of Early Kinder students' development and progress. He/she shall monitor and regularly report to the Board regarding program implementation and the progress of students in meeting related academic standards.

(cf. 0500 - Accountability)

(cf. 6162.5 - Student Assessment)

#### Legal Reference:

##### EDUCATION CODE

8973 Extended-day kindergarten

44258.9 Assignment monitoring by county office of education

46111 Kindergarten, hours of attendance

46114-46119 Minimum school day, kindergarten

46300 Computation of average daily attendance, inclusion of kindergarten and transitional kindergarten

48000 Minimum age of admission (kindergarten)

48002 Evidence of minimum age required to enter kindergarten or first grade

48200 Compulsory education, starting at age six

60605.8 Academic Content Standards Commission, development of Common Core Standards

#### Management Resources:

##### CSBA PUBLICATIONS

Transitional Kindergarten, Issue Brief, July 2011

CALIFORNIA COUNTY SUPERINTENDENTS EDUCATIONAL SERVICES

##### ASSOCIATION PUBLICATIONS

Transitional Kindergarten (TK) Planning Guide: A Resource for Administrators of California Public School Districts, November 2011

CALIFORNIA DEPARTMENT OF EDUCATION PUBLICATIONS

Transitional Kindergarten FAQs

California Preschool Curriculum Framework, Vol. 1, 2010

California Preschool Learning Foundations, Vol. 1, 2008

Prekindergarten Learning Development Guidelines, 2000

First Class: A Guide for Early Primary Education, 1999

COMMISSION ON TEACHER CREDENTIALING PUBLICATIONS

11-08 Transitional Kindergarten Assignments, Credential Information Alert, August 25, 2011

WEB SITES

CSBA: <http://www.csba.org>

California County Superintendents Educational Services Association: <http://www.ccsesa.org>

California Department of Education: <http://www.cde.ca.gov>

California Kindergarten Association: <http://www.ckanet.org>

Commission on Teacher Credentialing: <http://www.ctc.ca.gov>

Transitional Kindergarten California: <http://www.tkcalifornia.org>

Policy SACRAMENTO CITY UNIFIED SCHOOL DISTRICT

adopted: November 20, 2014 Sacramento, California

# Sacramento City USD

## Board Policy

### Early Kinder/Transitional Kindergarten

#### BP 6170.1

##### Instruction

The governing board desires to offer a high-quality Early Kinder/Transitional Kindergarten Program for eligible children who do not yet meet the minimum age criterion for kindergarten. The program shall assist children in developing the academic, social, and emotional skills they need to succeed in kindergarten and beyond.

The district's Early Kinder/Transitional Kindergarten shall be the first year of a two-year kindergarten program (Education Code 48000)

The Board encourages ongoing collaboration among district preschool staff, other preschool providers, elementary teachers, administrators, and parents/guardians in program development, implementation, and evaluation.

~~(cf. 0420 – School Plans/Site Councils)~~  
(cf. 1220 – Citizen Advisory Committees)  
(cf. 6020 – Parent Involvement)

##### Eligibility

The district's Early Kinder/Transitional Kindergarten Program shall prioritize student enrollment for children whose fifth birthday lies between: (Education Code: 48000)

- ~~• November 2 and December 2 in the 2012-2013 school year~~
- ~~• October 2 and December 2 in the 2013-14 school year~~
- September 2 and December 2

Parents/guardians of eligible children shall be notified of the availability of this program and the age, residency, and any other enrollment requirements. Enrollment in the Early Kinder/Transitional Kindergarten Program shall be voluntary.

(cf. 5111 - Admission)  
(cf. 5111.1 – District Residency)  
(cf. 5111.12 – Residency Based on Parent/Guardian Employment)  
(cf. 5111.13 – Residency for Homeless Children)  
(cf. 5141.22 – Infectious Diseases)  
(cf. 5141.3 – Health Examinations)  
(cf. 5141.31 – Immunizations)  
(cf. 5141.32 – Health Screening for School Entry)

## Curriculum and Instruction

The district's Early Kinder Program shall be based on a modified kindergarten curriculum that is age and developmentally appropriate (Education Code: 48000)

*(cf. 6141 – Curriculum Development and Evaluation)*

*(cf. 6161.1 – Selection and Evaluation of Instructional Materials)*

~~Upon recommendation by the Superintendent or designee, the Board shall approve academic standards for Early Kinder that bridge preschool learning foundations and Kindergarten standards. Such standards shall be designed to facilitate student's development in essential skills which may include, as appropriate, language and literacy, mathematics, physical development, the arts, science, social studies, English language development, and social-emotional development.~~

The program shall be aligned to the preschool learning foundations and preschool curriculum frameworks developed by the California Department of Education. It shall be designed to facilitate students' development in essential skills related to language and literacy, mathematics, physical development health, visual and performing arts, science, history -social studies, English language development, and social-emotional development.

*(cf. 5148.3 –Preschool/Early Childhood Education)*

*(cf. 6011 – Academic Standards)*

*(cf. 6174 – Education for English Language Learners)*

~~The number of instructional minutes offered in Early Kinder/Transitional Kindergarten shall be the same as that required for the district's kindergarten program.~~

The Board shall fix the length of the school day in district's Early Kinder program, which shall be at least three hours but no more than four hours.

*(cf. 6111 – School Calendar)*

*(cf. 6112 – School Day)*

Early Kinder students may be placed in the same classrooms as Kindergarten students when necessary, provided that the instructional program is differentiated to meet student needs.

## Staffing

~~Teachers assigned to teach in Early Kinder/Transitional Kindergarten classes shall possess a teaching credential or permit that authorizes instruction at the kindergarten grade level.~~

The Superintendent or designee shall ensure that teachers assigned to teach in the Early Kinder classes possess a teaching credential or permit from the Commission on Teacher Credentialing (CTC) that authorizes such instruction.

*4112.12 - Certification*



A credentialed teacher who is first assigned to an E K class after July1, 2015, shall, by August 1, 2020, have at least 24 units in early childhood education and/or child development, comparable experience in a preschool setting, and/or a child development teacher permit issued by the CTC.

*(Education code 48000)*

The Superintendent or designee may provide professional development as needed to ensure that Early Kinder teachers are knowledgeable about standards and effective instructional methods for teaching young children.

*(cf. 4131– Staff Development)*

### **Continuation to Kindergarten**

Students who complete the Early Kinder/Transitional Kindergarten program shall be eligible to continue in kindergarten the following school year. **Parents /guardians of such students shall not be required to submit a signed Kindergarten Continuance Form for kindergarten attendance.**

Students enrolled at a regional non-neighborhood Early Kinder school site shall return to their assigned/neighborhood home school to continue their regular 2<sup>nd</sup> year in kindergarten. Parents requesting to continue the second year of kindergarten at a regional non-neighborhood school would apply to do so through the Open Enrollment Process.

A student shall not attend more than two years in a combination of Early Kinder/Transitional Kindergarten and kindergarten. (Education Code 46300)

*(cf. 5123 – Promotion/Acceleration/Retention)*

### **Program Evaluation**

The Superintendent or designee shall develop or identify appropriate **formal and/or informal** assessments of Early Kinder students' development and progress. He/she shall monitor and regularly report to the Board regarding program implementation and the progress of students in meeting related academic standards.

*(cf. 0500 – Accountability)*

*(cf. 6162.5 – Student Assessment)*

#### *Legal Reference:*

##### Education Code

8973 Extended-day kindergarten

37202 School Calendar; equivalency of instructional minutes

44258.9 Assignment monitoring by county office of education

46111 Kindergarten, hours of attendance

46114-46119 Minimum school day, kindergarten

46300 Computation of average daily attendance, inclusion of kindergarten and transitional kindergarten

48000 Minimum age of admission (kindergarten)

48002 Evidence of minimum age required to enter kindergarten of first grade

48200 Compulsory education, starting at age six

60605.8 Academic Content Standards Commission, development of Common Core Standards

*Management Resources:*

*CALIFORNIA DEPARTMENT OF EDUCATION PUBLICATIONS*

*Transitional Kindergarten FAQs*

*Desired Results Developmental Profile, 2015*

*Transitional Kindergarten Implementation Guide: A Resource For California Public School District Administrators and Teachers, 2013*

*California Preschool Curriculum framework, Vol. 1, 2010*

*California Preschool Learning Foundations, vol. 1, 2008*

*Web Sites:*

*CSBA: <http://www.csba.org>*

*California Department of Education: <http://www.cde.ca.gov>*

*California Kindergarten Association: <http://www.ckanet.org>*

*Commission on Teacher Credentialing: <http://www.tkcalifornia.org>*

*Transitional Kindergarten California: <http://www.tkcalifornia.org>*

DRAFT

# Sacramento City USD

## Board Policy

### Early Kinder/Transitional Kindergarten

#### BP 6170.1

##### Instruction

The governing board desires to offer a high-quality Early Kinder/Transitional Kindergarten Program for eligible children who do not yet meet the minimum age criterion for kindergarten. The program shall assist children in developing the academic, social, and emotional skills they need to succeed in kindergarten and beyond.

The district's Early Kinder/Transitional Kindergarten shall be the first year of a two-year kindergarten program (Education Code 48000)

The Board encourages ongoing collaboration among district preschool staff, other preschool providers, elementary teachers, administrators, and parents/guardians in program development, implementation, and evaluation.

*(cf. 1220 – Citizen Advisory Committees)*

*(cf. 6020 – Parent Involvement)*

##### Eligibility

The district's Early Kinder/Transitional Kindergarten Program shall prioritize student enrollment for children whose fifth birthday lies between: (Education Code: 48000)

- September 2 and December 2

Parents/guardians of eligible children shall be notified of the availability of this program and the age, residency, and any other enrollment requirements. Enrollment in the Early Kinder/Transitional Kindergarten Program shall be voluntary.

*(cf. 5111 - Admission)*

*(cf. 5111.1 – District Residency)*

*(cf. 5111.12 – Residency Based on Parent/Guardian Employment)*

*(cf. 5111.13 – Residency for Homeless Children)*

*(cf. 5141.22 – Infectious Diseases)*

*(cf. 5141.3 – Health Examinations)*

*(cf. 5141.31 – Immunizations)*

*(cf. 5141.32 – Health Screening for School Entry)*

##### Curriculum and Instruction

The district's Early Kinder Program shall be based on a modified kindergarten curriculum that is

age and developmentally appropriate (Education Code: 48000)

*(cf. 6141 – Curriculum Development and Evaluation)*  
*(cf. 6161.1 – Selection and Evaluation of Instructional Materials)*

The program shall be aligned to the preschool learning foundations and preschool curriculum frameworks developed by the California Department of Education. It shall be designed to facilitate students' development in essential skills related to language and literacy, mathematics, physical development health, visual and performing arts, science, history-social studies, English language development, and social-emotional development.

*(cf. 5148.3 –Preschool/Early Childhood Education)*  
*(cf. 6011 – Academic Standards)*  
*(cf. 6174 – Education for English Language Learners)*

The Board shall fix the length of the school day in district's Early Kinder program, which shall be at least three hours but no more than four hours.

*(cf. 6111 – School Calendar)*  
*(cf. 6112 – School Day)*

Early Kinder students may be placed in the same classrooms as Kindergarten students when necessary, provided that the instructional program is differentiated to meet student needs.

### **Staffing**

The Superintendent or designee shall ensure that teachers assigned to teach in the Early Kinder classes possess a teaching credential or permit from the Commission on Teacher Credentialing (CTC) that authorizes such instruction.

*4112.12 – Certification*

A credentialed teacher who is first assigned to an E K class after July 1, 2015, shall, by August 1, 2020, have at least 24 units in early childhood education and/or child development, comparable experience in a preschool setting, and/or a child development teacher permit issued by the CTC.

*(Education code 48000)*

The Superintendent or designee may provide professional development as needed to ensure that Early Kinder teachers are knowledgeable about standards and effective instructional methods for teaching young children.

*(cf. 4131– Staff Development)*

### **Continuation to Kindergarten**

Students who complete the Early Kinder/Transitional Kindergarten program shall be eligible to

continue in kindergarten the following school year. Parents /guardians of such students shall not be required to submit a signed Kindergarten Continuance Form for kindergarten attendance.

Students enrolled at a regional non-neighborhood Early Kinder school site shall return to their assigned/neighborhood home school to continue their regular 2<sup>nd</sup> year in kindergarten. Parents requesting to continue the second year of kindergarten at a regional non-neighborhood school would apply to do so through the Open Enrollment Process.

A student shall not attend more than two years in a combination of Early Kinder/Transitional Kindergarten and kindergarten. (Education Code 46300)

*(cf. 5123 – Promotion/Acceleration/Retention)*

## **Program Evaluation**

The Superintendent or designee shall develop or identify appropriate formal and/or informal assessments of Early Kinder students' development and progress. He/she shall monitor and regularly report to the Board regarding program implementation and the progress of students in meeting related academic standards.

*(cf. 0500 – Accountability)*

*(cf. 6162.5 – Student Assessment)*

### *Legal Reference:*

#### Education Code

8973 Extended-day kindergarten

37202 School Calendar; equivalency of instructional minutes

44258.9 Assignment monitoring by county office of education

46111 Kindergarten, hours of attendance

46114-46119 Minimum school day, kindergarten

46300 Computation of average daily attendance, inclusion of kindergarten and transitional kindergarten

48000 Minimum age of admission (kindergarten)

48002 Evidence of minimum age required to enter kindergarten of first grade

48200 Compulsory education, starting at age six

60605.8 Academic Content Standards Commission, development of Common Core Standards

### *Management Resources:*

CALIFORNIA DEPARTMENT OF EDUCATION PUBLICATIONS

Transitional Kindergarten FAQs

Desired Results Developmental Profile, 2015

Transitional Kindergarten Implementation Guide: A Resource For California Public School District

Administrators and Teachers, 2013

California Preschool Curriculum framework, Vol. 1, 2010

California Preschool Learning Foundations, vol. 1, 2008

### Web Sites:

CSBA: <http://www.csba.org>

California Department of Education: <http://www.cde.ca.gov>

California Kindergarten Association: <http://www.ckanet.org>

Commission on Teacher Credentialing: <http://www.tkcalfifornia.org>

Transitional Kindergarten California: <http://www.tkcalfifornia.org>



# SACRAMENTO CITY UNIFIED SCHOOL DISTRICT BOARD OF EDUCATION

Agenda Item 10.1

**Meeting Date:** March 17, 2016

**Subject:** Approve Resolution No. 2877: Renewal of the Charter for California Montessori Project – Capitol Campus

- Information Item Only
- Approval on Consent Agenda
- Conference (for discussion only)
- Conference/First Reading (Action Anticipated: \_\_\_\_\_)
- Conference/Action
- Action
- Public Hearing

**Department:** Office of Strategy and Innovation

**Recommendation:** To conference and take action to approve the renewal of the charter for California Montessori Project – Capitol Campus.

**Background/Rationale:** Sacramento City Unified School District received California Montessori Project – Capitol Campus’ renewal petition on January 19, 2016 (Charter petition expiration date: June 30, 2016). The Governing Board held a public hearing in accordance with Education Code Section 47607 (b) to consider the level of support for the renewal of California Montessori Project – Capitol Campus on February 18, 2016. District staff conducted a review of the renewal petition and revised renewal petition. The staff’s findings and recommendation will be presented for Board Action on March 17, 2016.

**Financial Considerations:** The financial considerations are outlined within the Executive Summary.

**LCAP Goal(s):** Family and Community Engagement

**Documents Attached:**

1. Executive Summary
2. Resolution

**Estimated Time of Presentation:** 5 minutes

**Submitted by:** Jack L. Kraemer, Charter Oversight, Coordinator

**Approved by:** Al Rogers, Ed. D., Chief Strategy Officer

# Board of Education Executive Summary

## Office of the Superintendent

Approve Resolution No. 2877: Renewal of the Charter for California Montessori Project – Capitol Campus  
March 17, 2016



### I. OVERVIEW / HISTORY

#### *Action Proposed:*

District Staff recommends approval of the renewal of the charter for California Montessori Project – Capitol Campus (CMP) for five (5) years, beginning July 1, 2016 until June 30, 2021, to serve 367 students in grades K-8 through the 2020-2021 school year.

#### *History:*

California Montessori Project – Capitol Campus is a public, independent charter school located at 2635 Chestnut Hill Drive, Sacramento, CA 95826. Sacramento City Unified School District (SCUSD) granted a renewal of CMP's charter petition with an expiration date of June 30, 2016. The Charter School is currently in its tenth year of operation with SCUSD (15 years overall) and serves 329 students in grades K-8.

Sacramento City Unified School District received a charter renewal petition from CMP on January 19, 2016, with a mutually agreed upon 30 day extension of the renewal petition timeline requirements. A Public Hearing was held to consider the level of support for the renewal of the charter for CMP on February 18, 2016.

After reviewing the renewal petition, District Staff provided CMP with numerous areas that needed updates and/or clarification. In response to the District Staff findings and recommendations, CMP submitted a revised petition addressing District Staff's concerns.

### II. DRIVING GOVERNANCE

As defined by Education Code Section §47607, a charter school shall meet one of the following criteria before receiving a charter renewal:

- 1) Attained its Academic Performance Index (API) growth target in the prior year or in two of the last three years, or in the aggregate for the prior three years;
- 2) Ranked in deciles 4 to 10, inclusive, on the API in the prior year or in two of the last three years;
- 3) Ranked in deciles 4 to 10, inclusive, on the API for a demographically comparable school in the prior year or in two of the last three years; or

## Board of Education Executive Summary

### Office of the Superintendent

Approve Resolution No. 2877: Renewal of the Charter for California  
Montessori Project – Capitol Campus  
March 17, 2016



- 4) The entity that granted the charter determines that the academic performance of the charter school is at least equal to the academic performance of the public schools that the charter school pupils would otherwise have been required to attend.

Due to the suspension of the majority of the California Standards Tests in 2013-14, CMP does not have a 2015 Growth API. Schools that do not have a current year API calculation will use either the more recent API score, an average of the three most recent API scores, or an alternate measure that shows an increase in academic achievement (Assembly Bill 484; See Education Code sections 52052(e)(2)(F) and 52052(e)(4)). CMP meets all three of the API criteria as defined by AB484. Additionally, CMP had 51%, 33%, 64%, and 82% of their overall students achieve at proficient/advance levels for the 2014-15 CAASPP ELA, Math, Science – 5<sup>th</sup>, and Science – 8<sup>th</sup> assessments respectively. When compared to the overall student population of students in the State and SCUSD, the overall CMP population attained higher levels of achievement in ELA, higher or the same in Math, higher in Science – 5<sup>th</sup>, and higher in Science – 8<sup>th</sup>.

The Board of Education may deny a Renewal Petition if the charter school fails to meet the minimum standard for renewal, or if the Board of Education finds that:

- 1) The charter school presents an unsound educational program for students during the term of its renewal charter;
- 2) The charter school is demonstrably unlikely to successfully implement the program set forth in the renewal petition;
- 3) The renewal petition does not contain the necessary affirmations; or
- 4) Where changes to the charter school's operations are proposed, the Renewal Petition does not contain reasonably comprehensive descriptions of the 16 required elements set forth in the Charter Schools Act.

If the Board of Education denies the renewal, the Board must adopt written findings of facts based on any of the above mentioned finds. In addition, the District "shall consider increases in pupil academic achievement for all groups of pupils served by the charter school as the most important factor in determining whether to grant a charter renewal." Ed. Code § 47607(a)(3)(A).



# Board of Education Executive Summary

## Office of the Superintendent

Approve Resolution No. 2877: Renewal of the Charter for California

Montessori Project – Capitol Campus

March 17, 2016



### *District Staff's Review:*

The District Staff reviewed the below listed elements in the CMP renewal petition.

### Elements:

- 1) Educational Program
- 2) Measurable Student Outcomes
- 3) Method by Which Pupil Progress is to be Measured
- 4) Governance Structure
- 5) Employee Qualifications
- 6) Health and Safety Procedures
- 7) Means to Achieve a Reflective Racial and Ethnic Balance
- 8) Admissions Requirements
- 9) Financial Audit
- 10) Suspension and Expulsion Procedures
- 11) Staff Retirement Systems
- 12) Attendance Alternative
- 13) Description of Employee Rights
- 14) Dispute Resolution Process
- 15) Labor Relations
- 16) Procedure for School Closure
- 17) Impact on District (i.e. facilities, District oversight, etc.)

Although the originally submitted renewal petition included the above information required, District Staff recommended revisions and additional information to improve the petition. The changes made to the CMP initial renewal petition are noted in Appendix A of the Charter School's revised renewal petition.

Based on the results of the District Staff's review process of the initial and revised renewal petitions, District Staff assessed that all sixteen elements and the Long-Term Plans are reasonably comprehensive individually and collectively. District Staff also assessed that CMP meets the statutory requirements for renewal.

### **III. BUDGET**

State income and various other income sources to the District are reduced when students living in District boundaries enroll at a charter school. Under Education Code section 47604(c), a school district that grants a charter to a charter school to be operated by, or as, a nonprofit public benefit corporation is not held liable for the charter school's debts or obligations as long

## Board of Education Executive Summary

### Office of the Superintendent

Approve Resolution No. 2877: Renewal of the Charter for California Montessori Project – Capitol Campus  
March 17, 2016



as the school district complies with all oversight responsibilities. The District will continue to have monitoring and oversight responsibility for the charter school's finances, as specified in the Charter Schools Act.

Any modifications to the Charter School's petition or operations with significant financial implications would require District approval prior to implementation.

#### **IV. GOALS, OBJECTIVES, AND MEASURES**

Not Applicable.

#### **V. MAJOR INITIATIVES**

Not Applicable.

#### **VI. RESULTS**

California Montessori Project – Capitol Campus' revised renewal petition meets the statutory requirements and recommendations of the District Staff. District Staff recommends that the renewal of the charter for California Montessori Project – Capitol Campus be approved.

#### **VII. LESSONS LEARNED / NEXT STEPS**

##### *Next Steps:*

As the charter authorizer, District will provide continued oversight by conducting annual visits and programmatic audits to review the charter school's records of past performance and future plans regarding academics, finances, and operations. Particularly in the following areas:

- Recruitment efforts for racial/ethnic balance
- Instructional offerings for English Learners
- Pupil suspension and expulsion policies

The revised charter renewal petition is available online at:

<http://cap.cacmp.org/>

**SACRAMENTO CITY UNIFIED SCHOOL DISTRICT  
RESOLUTION NO. 2877  
RESOLUTION TO APPROVE THE PETITION TO RENEW THE CHARTER OF  
CALIFORNIA MONTESSORI PROJECT – CAPITOL CAMPUS**

WHEREAS, petitioners for California Montessori Project – Capitol Campus (“Petitioners”) submitted to Sacramento City Unified School District (“District”) a charter renewal petition (“Petition”), dated January 19, 2016, for California Montessori Project – Capitol Campus; and

WHEREAS, following feedback from District staff, the Petition was revised and submitted (“Revised Petition”);

WHEREAS, the District’s Governing Board held a public hearing on February 18, 2016 and took board action on March 17, 2016; and

WHEREAS, the Governing Board has considered the level of public support for California Montessori Project – Capitol Campus and has reviewed the Revised Petition and all information received with respect to the Revised Petition, including all supporting documentation; and

WHEREAS, in reviewing the Revised Petition, the Governing Board has been guided by the intent of the California Legislature that charter schools are and should become an integral part of the California educational system and that establishment of charter schools should be encouraged; and

WHEREAS, after analysis of the Revised Petition and the related supplemental materials, the Superintendent and District staff have recommended approval of the Revised Petition.

NOW, THEREFORE, BE IT RESOLVED that the Sacramento City Unified School District Board of Education hereby approves the Revised Petition to renew the Charter of California Montessori Project – Capitol Campus for another term.

BE IT FURTHER RESOLVED the term of the charter shall be for five (5) years, beginning on July 1, 2016 and expiring June 30, 2021.

**PASSED AND ADOPTED** by the Sacramento City Unified School District Board of Education on this 17th day of March, 2016, by the following vote:

AYES: \_\_\_\_\_  
NOES: \_\_\_\_\_  
ABSTAIN: \_\_\_\_\_  
ABSENT: \_\_\_\_\_  
ATTESTED TO:

\_\_\_\_\_  
José L. Banda  
Secretary of the Board of Education

\_\_\_\_\_  
Christina Pritchett  
President of the Board of Education



# SACRAMENTO CITY UNIFIED SCHOOL DISTRICT BOARD OF EDUCATION

Agenda Item 10.2

**Meeting Date:** (March 17, 2016)

**Subject:** Educator Effectiveness Plan

- Information Item
- Approval on Consent Agenda
- Conference (for discussion only)
- Conference/First Reading (Action Anticipated: April 7, 2016)
- Conference/Action
- Action
- Public Hearing

**Department:** Deputy Superintendent

**Recommendation:** Adopt staff's recommendation for the utilization of this funding

**Background/Rationale:** The California Legislature in 2015-16 passed SB 77 (Section 58) which sets aside funding for teacher and leadership development. For the 2016-17 school year, SCUSD is anticipating the hiring of approximately 170 new teachers. In order to provide quality instruction to our students and ensure the retention of these new teachers, the focus of SCUSD's funds from SB 77 will go towards the training and support of these new teachers through a restructuring of the district Induction program (formerly BTSA). Additionally, funds will be allocated to sustain the Aspiring Leaders Academy and LEAD, currently being supported in the district through a grant from the Stuart Foundation.

**Financial Considerations:** These programs will be supported by SB 77 Section 58 set aside in the 2015-2016 California State Budget. Upon Board approval of an implementation plan, the District will receive 2.8 million over a three-year period beginning in the 2015-2016 school year.

**LCAP Goal(s):** College and Career Readiness

**Documents Attached:**

1. Executive Summary
2. Budget
3. Description of New Teacher Support Plan
4. Description of New Principal Support Plan

**Estimated Time of Presentation:** 5 minutes

**Submitted by:** Ted Appel, Director of Teacher and Leadership Development

**Approved by:** José L. Banda, Superintendent

# Board of Education Executive Summary

## Deputy Superintendent Department

Educator Effectiveness Plan

March 17, 2016



### I. OVERVIEW / HISTORY :

#### **Senate Bill 77 Section 58 sets aside funds for districts to use for “any of the following purposes:”**

(1) A school district, county office of education, charter school, or state special school shall expend funds allocated pursuant to this subdivision for any of the following purposes:

(A) Beginning teacher and administrator support and mentoring, including, but not limited to, programs that support new teacher and administrator ability to teach or lead effectively and to meet induction requirements adopted by the Commission on Teacher Credentialing and pursuant to Section 44259 of the Education Code.

(B) Professional development, coaching, and support services for teachers who have been identified as needing improvement or additional support by local educational agencies.

(C) Professional development for teachers and administrators that is aligned to the state content standards adopted pursuant to Sections 51226, 60605, 60605.1, 60605.2, 60605.3, 60605.8, 60605.11, 60605.85, as that section read on June 30, 2014, and 60811.3, as that section read on June 30, 2013, of the Education Code.

(D) To promote educator quality and effectiveness, including, but not limited to, training on mentoring and coaching certificated staff and training certificated staff to support effective teaching and learning.

For the 2016 /17 school year, SCUSD is anticipating the hiring of approximately 170 new teachers. In order provide quality instruction to our students and ensure the retention of these new teachers, the focus of these funds will go towards the training and support of these new teachers through a restructuring of the district Induction program (formerly BTSA). Additionally, funds will be allocated to sustain the Aspiring Leader Academy and the Lead program, currently being supported through a grant from the Stuart Foundation.

District Induction programs are designed to provide new teachers with the opportunity to complete their teaching credential through a two-year practicum. Each new teacher is assigned a support provider to guide and support them through the two-year process. This year, the California Commission on Teacher Credentialing, which oversees Induction curriculum and certification, has revised the induction standards and is requiring districts to adopt new curriculum to meet these new standards. In accordance with these standards, SCUSD is developing curriculum and intends to implement support structures and training for new teachers to meet these standards and be effective teachers in the SCUSD.

# Board of Education Executive Summary

## Deputy Superintendent Department

Educator Effectiveness Plan

March 17, 2016



Along with the large increase of new teachers in the district, SCUSD has had significant turnover among administrative staff and thus have a large number of new site principals. In order to support new principals, SB 77 Sec 58 set aside funds will be used to support these principals by implementing the Aspiring Leaders Academy and the LEAD year 1 and 2 program. A detailed explanation of these programs is attached.

### II. DRIVING GOVERNANCE

The 2015-16 Budget Act provided \$400 million for professional development and training related to teacher and administrator effectiveness. These funds were apportioned to Local Educational Agencies (LEAs) in an equal amount per certificated staff based on the number of certificated staff in the 2014-15 school year.

### III BUDGET

Funding is 2.8 million to be spent in a 3 year period. (See attached for budget details)

### IV. GOALS, OBJECTIVES, AND MEASURES

- Implementation of New Teacher Training for all new teachers into SCUSD
- Training of Induction Support Providers for each site
- Training of Mentor Co-Teachers and implementation of Co Teaching Student Teacher Program initiative in collaboration with Sacramento State
- Implementation of new Induction Curriculum for new teachers
- Identification and training for teachers interested in future administrative positions
- Assigned leadership coaches assigned for all first and second year principals
- Provide new principal collaboration opportunities

### V. MAJOR INITIATIVES

**The new Induction program would be structured in the following way:**

- Induction support providers will be identified at each site in order to make new teacher support local and available.
- Induction support providers will be trained in Induction Curriculum requirements and paid a \$1,500 stipend.
- New teachers will attend a two day training before the start of the school year focused on classroom environment, SEL practices, inclusive cognitive engagement strategies, intentional standards based planning and formative assessment.

# Board of Education Executive Summary

## Deputy Superintendent Department

Educator Effectiveness Plan

March 17, 2016



- Additional training will occur during the school year focused on inclusive special education, cultural and linguistic and GATE practices as well as academic conversations.
- New teacher Induction requirements will be refocused toward cycles of reflection related to planning, lesson delivery and mentor feedback.

### **New Principal Support:**

- **Aspiring Leaders Academy**

The Aspiring Leaders Academy is the first entry point for prospective leaders in Sacramento City Unified School District (SCUSD), is a four day intensive study for prospective educational administrators. This leadership program supports those who are interested in and demonstrate potential for school leadership. The program assists participants to identify and develop a comprehensive range of early leadership capacities.

- **Lead Program (Year 1 and 2)**

The LEAD component of SCUSD's principal development program is embedded in the daily work of principal participants as a structured network of support, coaching and critical feedback for performance improvement. Differentiated support is provided for beginning principals and principals in their second year, in addition to district professional development offered to all principals.

## **VI. RESULTS**

- All new teachers will be trained in core district instructional practices
- Trained Induction support providers at every site
- All new teachers will successfully complete Induction program by the end of two years
- All new administrators will have a mentor / coach
- Aspiring Leaders Academy will be implemented on a yearly basis

## 2016-18 Educator Effectiveness Budget

### 2016-18 Induction Budget

Item	Number of People	Time	Rate	Compensation	Total	Description
Director of Teacher and Leadership Development	1			150,000	150,000	
Induction Coordinator	1			125,000	125,000	
Clerical OT3	1			85,000	85,000	
Support Providers	100			1,892	189,210	
New Teacher Orientation Training	170	2 days	39 /per session rate	234	79,560	per session compensation per PT
Induction Provider Training (August)	100	1 day	39 /per session rate	234	23,400	per session compensation per SP
New teacher training	170	2 days	178.4 per session per substitute	225.03376	76511.48	per session compensation per substitute
CTC Institution Fee					1,400	
CTC Programs Fee					600	
<b>Swivl for each district site</b>	76	1 per site	425 per swivl	425	32300	
Subs Induction Provider Training (May 2016)	100	1 day	178.4 per session per substitute	225.03376	22503.376	
Subs Participating Teachers to Observe	170	1 sub each	178.4 per day per sub	225.03376	38255.7392	
Food					5000	
Taskstream					7,800	
Induction Program Meetings					2000	
<b>Sub-Total</b>					<b>838,541</b>	

### 2016-18 Cooperating Teacher Budget

Item	Number of People	Time	Rate	Compensation	Total	Description
Co-teacher Subs Spring 2016	100	1 day	178.4 per session per substitute	225.03376	22,503	
Co-teacher Subs Fall 2016	100	1 day	178.4 per session per substitute	225.03376	22,503	
Sac State Training	4	2 days		250	2,000	
Food	100	2 days			1000	
<b>Sub-Total</b>					<b>48,007</b>	

### 2016-18 Principal Development and Support Program Budget

Item	Number of People	Time	Rate	Compensation	Total	Description
Aspiring Leaders Academy		5 sessions	18,550	18,550	18,550	
LEAD year 1 & 2	3			40,000	120,000	
<b>Sub-Total</b>					<b>138,550</b>	
<b>Teacher and Leadership Development Total Cost</b>					<b>1,025,097</b>	



## 2015-16 Educator Effectiveness Budget

Item	Number of People	Time	Rate	Compensation	Total	Description
Director of Teacher and Leadership Development	1			150,000	150,000	
Induction Coordinator	1			125,000	125,000	
Clerical OT3	1			85,000	85,000	
Support Providers	45			1,892	85,145	
CTC Institution Fee					1,400	
CTC Programs Fee					600	
Subs Induction Provider Training (May 2016)	45	2 days	178.4 per session per substitute	225.03376	20253.038	
Taskstream					7,800	
Induction Program Meetings					2000	
Principal Development and Support	3			20000	60,000	
<b>Total</b>					<b>537,198</b>	

## **New Teacher and Student Teacher Effectiveness Plan**

### **Structure**

- Identify at least one Induction Support Provider at each school site in the district. (More than one is preferable)
- Train all Induction Support Providers in Induction Program requirements and protocols
- Train all new teachers in Induction Program requirements and protocols
- Train Student teacher mentors in Co-Teacher Model for developing student teachers
- In collaboration with area university teacher preparation programs, place student teachers with Induction Program Mentors
- Assign, to the degree possible, Induction Program Mentors to new teachers in their building

### **Training / New teacher training will focus on the following:**

- **Induction protocols/procedures/requirements**  
Teachers will be trained in the requirements of the district induction program including timelines, standards to be met, and individual learning plans for attaining a clear credential from the California Commission on Teacher Credentials. Induction Mentors will receive additional training in strategies for supporting new teachers.
- **Classroom management**  
Teachers will be engaged in training on classroom management. Trainings will focus structuring, room arrangement and use of proximity, procedures, routines and consistency.
- **Engagement / whole class cognitive processing strategies**  
Teachers will be trained in an understanding of cognitive processing and inclusion in a classroom setting. Strategies will be identified for motivation, inclusion, questioning and structuring of lesson activities to ensure high levels of inclusion and cognitive engagement.
- **SEL competencies**  
Teachers will be trained in the five SEL competencies with particular focus on relationship development and growth mindset learning models.
- **Learning activity and standards congruence**  
Teachers will be trained in an understanding lesson and learning activity objectives and the evaluation of their alignment within a given lesson.
- **Formative assessment**  
Teachers will be trained in strategies for ongoing monitoring of student learning, collection of information, providing feedback and adjusting teaching.

- **High quality tasks and academic discourse**

Teachers will be trained in an understanding of district Common Core focus. They will develop an understanding of what is meant by high quality tasks and strategies to engage as well as motivate students in expressing their learning.

- **Inclusive Practices**

Teachers will be trained in strategies to address cultural and cognitive diversity through differentiation, culturally responsive teaching, groupings, accommodations, collaboration and IEP implementation.

- **EL Strategies**

Teachers will be trained in strategies to provide English learners with access to the core curriculum

Sacramento City Unified School District  
**Administrator Effectiveness Program**

School leaders are developed and supported through a multi-faceted system of programs that are coordinated with the desired outcome of developing and maintaining strong transformative leadership at the site and district level.

**Aspiring Leaders Academy**

Aspire, the first entry point for prospective leaders in Sacramento City Unified School District (SCUSD), is a four day intensive study for prospective educational administrators. This leadership program supports those who are interested in and demonstrate potential for school leadership. The program assists participants to identify and develop a comprehensive range of early leadership capacities.

Program participants build on existing skills, knowledge, and experience and make connections from their current practices to the role of principal/director.

**Session topics include:** leadership development and styles, career paths in educational leadership, what it means to be a 21<sup>st</sup> century principal, case studies and scenarios, a principal panel, and pathways for leadership in SCUSD.

- Day 1- Defining: Leadership, Peak Performing Leaders
- Day 2- The 21<sup>st</sup> Century Principal, Leadership Styles, Career Path in Education Leadership
- Day 3- Leadership, Experiences, Leadership for Teaching and Learning in Sacramento
- Day 4- Expectations of Principals in SCUSD, Case Study Discussion
- Day of Shadowing an Effective Principal

Total cost:               **\$18,550**

**LEAD Year 1 and 2 Program**

Currently in operation

Support delivered by Sacramento City Unified School District

Greg Purcell, Nancy Purcell and Charlotte Chadwick, Retired Administrators

The LEAD component of SCUSD's principal development program is embedded in the daily work of principal participants as a structured network of support, coaching and critical feedback for performance improvement. Differentiated support is provided for beginning principals and principals in their second year, in addition to district professional development offered to all principals.

**The program structure includes:** principal networks, principal professional development sessions, principal coaching and support, mentoring, and assistance for challenged principals.

**All Principals ~ Principal Networks**

- Principals meet in networks
- Principals meet as whole-group and segments monthly: Associate Superintendents
- Focus on topics related to district initiatives, leadership and instructional best practices

**First Year Principals ~ Principal Professional Development**

- Meet monthly as a cohort to address timely issues
- Meet one-on-one for targeted support
- Coaching/mentoring: Nancy Purcell-Elementary  
Greg Purcell--Secondary

**Second Year Principals ~ Principal Professional Development**

- Meet monthly as a group to address timely issues
- Meet one-on-one for targeted support
- Coaching/mentoring: Charlotte Chadwick-Elementary

Estimated Yearly Total : \$120,000



# SACRAMENTO CITY UNIFIED SCHOOL DISTRICT BOARD OF EDUCATION

Agenda Item 10.3

**Meeting Date:** March 17, 2016

**Subject:** Approve 2015-2016 Second Interim Financial Report and Budget Update

- Information Item Only
- Approval on Consent Agenda
- Conference (for discussion only)
- Conference/First Reading (Action Anticipated: \_\_\_\_\_)
- Conference/Action
- Action
- Public Hearing

**Department:** Business Services

**Recommendation:** Approve the 2015-2016 Second Interim Financial Report with a Positive Certification.

**Background/Rationale:** Education Code Section 42130 requires school districts to prepare Interim Financial Reports each year. The intent of these reports is to provide an “early warning” system to indicate whether a district can meet its current or future year financial obligations. This is the second interim financial report presented to the Board of Education for the 2015-16 year. The report provides financial information as of January 31, 2016.

**Financial Considerations:** With the approval of Proposition 30 and Local Control Funding Formula (LCFF), the 2015-16 budget is balanced and the district believes it will end the current year in a positive financial condition. This status indicates that the district certify that it will meet its financial obligations for the current fiscal year and two subsequent years. As required for a “positive” certification by the Sacramento County Office of Education.

The district has not settled agreements with all bargaining units for FY 2015-16, 2016-17 and 2017-18. However the Board action must take on all necessary budget adjustments for 2016-17 and 2017-18 and the district must maintain its required 2% reserve for economic uncertainties. The end of Proposition 30 funding, a temporary tax, is an uncertainty for FY 2017-18.

**LCAP Goal(s):** Family and Community Engagement; College and Career Ready Students

**Documents Attached:**

1. Executive Summary
2. 2015-16 Second Interim Financial Report and Budget Update

**Estimated Time of Presentation:** 20 Minutes

**Submitted by:** Gerardo Castillo, CPA, Chief Business Officer  
Michael Smith, Director Budget Services

**Approved by:** José L. Banda, Superintendent

# Board of Education Executive Summary

## Business Services

Second Interim Financial Report 2015-2016 and Budget Update

March 17, 2016



### I. OVERVIEW/HISTORY:

School districts are required to file two Interim Financial Reports during the year. The First Interim Report, as of October 31<sup>st</sup>, requires Board approval by December 15<sup>th</sup>. The Second Interim Report, as of January 31<sup>st</sup>, requires Board approval by March 15<sup>th</sup>.

When interim reports are submitted, a district must designate a certification as to their financial condition. A positive certification would indicate that the district would meet its financial obligations for the current fiscal year as well as the two subsequent fiscal years. A qualified certification means that the district may not meet its financial obligations for the current fiscal year or two subsequent fiscal years. A negative certification would mean that the district is unable to meet its financial obligations for the remainder of the current fiscal year or for the future fiscal year.

With the approval of Proposition 30 and Local Control Funding Formula (LCFF) in 2013-14, the 2015-16 budget is balanced and the district believes it will end the current year in a positive financial condition. This status indicates the district certifies that it will meet its financial obligations for the current fiscal year and two subsequent years. As required for a "positive" certification by the Sacramento County Office of Education, Board action must be taken on all necessary budget adjustments for 2016-17 and 2017-18 and the district must maintain its required 2% reserve for economic uncertainties.

Documents attached are primarily state-required reports. Key information includes the budget assumptions, Average Daily Attendance and multi-year projections.

### II. DRIVING GOVERNANCE:

- Education Code section 42130 requires the Superintendent to submit two reports to the Board of Education during each fiscal year. The first report shall cover the financial and budgetary status of the district for the period ending October 31<sup>st</sup>. The second report shall cover the financial and budgetary status of the district for the period ending January 31. All reports required shall be in a format or on forms prescribed by the Superintendent of Public Instruction.
- Education Code section 42131 requires the Board of Education to certify, in writing, whether the district is able to meet its financial obligations for the remainder of the fiscal year and, based on current forecasts, for the subsequent fiscal year. Certifications shall be based on the Board's assessment of the district budget. Certifications shall be classified as positive, qualified or negative. This education code section also outlines the role of the County Office of Education.
- Education Code section 42131 (3)(e) directs districts to provide additional reports to the County Office of Education as of June 1 if a Qualified or Negative Certification is reported as of the Second Interim Report.



# Board of Education Executive Summary

## Business Services

Second Interim Financial Report 2015-2016 and Budget Update

March 17, 2016



### III. BUDGET:

The budget is a fluid document and while the budget is balanced for 2015-2016, there are many unknowns at this time. In preparing the assumptions for the multi-year projection items such as one-time funds used to balance 2015-2016, increased costs for step and column salary increases as well as health benefit increases must be factored in. Revenue increases based on state projections for LCFF as well as enrollment are included in the multi-year projections. Staff continues to closely monitor enrollment, average daily attendance, state revenue and other areas that could impact the budget in the current or outlying years. The district has **not** settled agreements with all bargaining units for FY 2015-16 and 2016-17. However, the Board action must take on all necessary budget adjustments for 2016-17 and 2017-18 and the district must maintain its required 2% reserve for economic uncertainties. The Second Interim Financial Report includes assumptions and projections made with the best available information. The anticipated ongoing revenues over the next two years do not offset the district's rising costs, meaning that unassigned fund balance will need to be used to offset deficit spending in the time period. The governor has paid the wall of debt with one time funds, therefore the significant one time funds that we have seen during the 2014-15, 2015-16 and 2016-17 are not expected to continue.

With the implementation of class size reduction for grades K-3 of 24:1 district wide and the increase costs in step and column, health benefits, and retirement system all the new ongoing funding for 2016-17 has been used.

#### **Projected New 2016-17 Ongoing LCFF Revenue \$16,654,192**

##### *Required/Statutory Cost Increases*

Projected Step and Column Increase (Certificated)	-\$2,050,879
Projected Step and Column Increase (Classified)	-\$356,519
Projected Increase in Health Benefits Costs (6%)	-\$3,508,597
Increase in STRS Contribution	-\$2,567,359
Increase in PERS Contribution	-\$433,181

##### *Additional Committed Expenditures*

Changing Counselor Funding Source	-\$1,500,000
K-3 Class Size Reduction (Est. 75 additional teachers)	-\$7,500,000
Reopening of Washington Elementary (Staffing only)	<u>-\$1,346,953</u>
<b>Total Projected Expenditure Increase</b>	<b>-\$19,263,488</b>

**Total (Deficit Spending) (\$2,609,296)**

In Addition, the end of Proposition 30 funding, a temporary tax, is an uncertainty for FY 2017-18.

# Board of Education Executive Summary

## Business Services

Second Interim Financial Report 2015-2016 and Budget Update

March 17, 2016



### IV. Goals, Objectives and Measures:

Maintain a balanced budget for FY 2015-16 and continue to follow the budget calendar timeline and Local Control Accountability Plan (LCAP) to ensure a balanced 2016-2017 budget. It will be important to reduce the reliance of one-time funds used to balance the budget.

### V. Major Initiatives:

Use the Second Interim Financial Report information to help guide budget development for FY 2016-17 and 2017-18.

### VI. Results:

Budget development for FY 2016-17 will follow the calendar approved by the Board. Required Board actions will take place in order to ensure a balanced Adopted Budget is in place on or before July 1, 2016.

### VII. Lessons Learned/Next Steps:

- Follow the approved calendar with adjustments made as necessary.
- Continue to monitor the state budget and its impact on the district finances.
- Continue to engage stakeholders in the budget development process through community budget meetings.
- Meet and communicate with bargaining unit partners.
- Ensure compliance with all LCFF and LCAP requirements.

# **2015-2016 Second Interim Financial Report**



## **Our Vision**

Let's take a simple idea and start a revolution.  
Let's pledge that children come first.

Board of Education  
March 17, 2016

# **Sacramento City Unified School District**

## **Board of Education**

Christina Pritchett, President, Area 3  
Jay Hansen, Vice President, Area 1  
Jessie Ryan, 2nd Vice President, Area 7  
Ellen Cochrane, Area 2  
Gustavo Arroyo, Area 4  
Diana Rodriguez, Area 5  
Darrel Woo, Area 6  
Elizabeth Barry, Student Board Member

## **Executive Cabinet**

José L. Banda, Superintendent  
Lisa Allen, Interim Deputy Superintendent  
Iris Taylor, Ed.D., Interim Chief Academic Officer  
Gerardo Castillo, Chief Business Officer  
Gabe Ross, Chief Communications Officer  
Cancy McArn, Chief Human Resources Officer  
Elliot Lopez, Chief Information Officer  
Cathy Allen, Chief Operations Officer  
Al Rogers, Chief Strategy Officer  
Doug Huscher, Interim Assistant Superintendent of Equity

# TABLE OF CONTENTS

	PAGE
<b>Projection Factors</b> .....	1
<b>2015-16 Budget Overview</b> .....	5
<b>District Certification of Interim Report</b> .....	6
<b>General Fund</b>	
General Fund Definition .....	9
General Fund Revenues and Expenditure Summary.....	10
General Fund - Revenues, Expenditures and Changes in Fund Balance .....	12
Multiyear Projections .....	37
<b>Special Revenue Funds</b>	
Special Revenue Fund Definition .....	43
Charter Schools - Revenues, Expenditures and Changes in Fund Balance.....	44
Adult Education - Revenues, Expenditures and Changes in Fund Balance.....	47
Child Development - Revenues, Expenditures and Changes in Fund Balance.....	50
Cafeteria - Revenues, Expenditures and Changes in Fund Balance .....	53
Deferred Maintenance - Revenues, Expenditures and Changes in Fund Balance .....	56
<b>Capital Projects Funds</b>	
Capital Projects Fund Definition .....	59
Building Fund - Revenues, Expenditures and Changes in Fund Balance .....	60
Capital Facilities - Revenues, Expenditures and Changes in Fund Balance.....	63
Capital Project for Blended Component Units .....	66
<b>Proprietary Funds</b>	
Proprietary Fund Definition .....	69
Self-Insurance - Revenues, Expenditures and Changes in Fund Balance .....	70
Retiree Benefit - Revenues, Expenditures and Changes in Fund Balance .....	73
<b>Average Daily Attendance</b> .....	76
<b>Cash Flow Worksheet</b> .....	78
<b>Criteria and Standards</b> .....	80

# SACRAMENTO CITY UNIFIED SCHOOL DISTRICT - BUDGET SERVICES

## ESTIMATED FINANCIAL PROJECTION FACTORS

	2015-16	2016-17	2017-18
<b>State Statutory COLA</b>	1.02%	.47%	2.13%
<b>GAP Funding Rate for Local Control Funding Formula (LCFF)</b>	51.97%	49.08%	36.45%
<b>California Consumer Price Index (CPI)</b>	1.90%	2.22%	2.52%

### **LCFF ENTITLEMENT FACTORS**

<b>Entitlement Factors per ADA</b>	<b>K-3</b>	<b>4-6</b>	<b>7-8</b>	<b>9-12</b>
2014-15 Initial Grants	\$7,011	\$7,116	\$7,328	\$8,491
COLA at 1.02%	\$72	\$73	\$75	\$87
2015-16 Base Grants	\$7,083	\$7,189	\$7,403	\$8,578

<b>Entitlement Factors per ADA</b>	<b>K-3</b>	<b>4-6</b>	<b>7-8</b>	<b>9-12</b>
2015-16 Base Grants	\$7,083	\$7,189	\$7,403	\$8,578
Adjustment Factors	10.40% CSR	-	-	2.6% CTE
CSR and CTE amounts	\$737	-	-	\$223
2015-16 Adjusted Base Grants	\$7,820	\$7,189	\$7,403	\$8,801

Supplemental Grants (% Adj. Base)	20%	20%	20%	20%
Concentration Grants (Above 55% Threshold)	50%	50%	50%	50%

### MULTI-YEAR BUDGET ASSUMPTIONS: 2015-16 THROUGH 2017-18

#### REVENUES:

#### **Local Control Funding Formula (LCFF)**

- Fiscal Year 2015-16 is funded on 38,910.68 Average Daily Attendance (ADA).
- 2015-16 Local Control Funding Formula (LCFF) ADA is based on greater of prior year or current year ADA. Since SCUSD is in declining enrollment, 2014-15 (prior year) ADA is used for 2015-16.
- Local Control Funding Formula (LCFF) includes, formally Tier III programs, Transportation and TIIG.
- 2016-17 assumes funded on 38,825.22 ADA (prior year ADA).
- 2017-18 assumes funded on 38,425.22 ADA (prior year ADA).

## **MULTI-YEAR BUDGET ASSUMPTIONS: 2015-16 THROUGH 2017-18 (Continued)**

### **Federal Revenues**

- Federal Revenues are maintained at 2014-15 funding levels for regular programs for 2015-16.
- 2016-17 assumes a reduction of 2.8%.

### **OTHER STATE REVENUES:**

#### **Special Education & Transportation**

- Special Education is funded at the same ratio as 2014-15. It reflects the decline in ADA.
- For 2015-16, 2016-17, and 2017-18 the Special Education and Transportation encroachment (contribution) is fully supported by the unrestricted monies from the General Fund.
- For 2015-16, 2016-17, and 2017-18 Special Education Transportation Apportionments are maintained.

#### **State Categorical Programs**

- Includes resource funds outside the Local Control Funding Formula (LCFF).

#### **Class Size Reduction**

- 2015-16 assumes K-3 CSR at contract maximum. 2016-17 and 2017-18 assumes K-3 CSR at 24:1.

#### **Lottery**

- The expected annual funding is projected at \$181 per ADA for 2015-16 (unrestricted \$140 and \$41 restricted) and outlying years.
- 2015-16 and outlying years include reduction due to Adult Education ADA no longer funded.

### **LOCAL REVENUES:**

#### **Other Local Revenue**

- Local Revenue assumes a similar level of funding in outlying years as 2015-16. As revenues are approved by the Board, they will be incorporated.

### **EXPENDITURES:**

#### **Certificated Salaries**

- Certificated staffing for 2015-16 is based on the following Class sizes:
  - Kindergarten at 29:1
  - Grades 1-3 at 28:1
  - Grades 4-6 at 33:1 (Contract maximum)
  - Grades 7-8 at 31:1 (Contract maximum)
  - Grades 9-12 at 32:1 (Contract maximum)

## **MULTI-YEAR BUDGET ASSUMPTIONS: 2015-16 THROUGH 2017-18 (Continued)**

### **Certificated Salaries (cont.)**

- 2015-16 assumes 2.5% increase in compensation.
- 2016-17 assumes 2% increase in compensation.
- 2017-18 assumes no increase in compensation.
  
- 2015-16 includes additional 2 FTE Social Workers, 10 FTE Counselors, 16 FTE CSR Teachers, 4 FTE Nurses, 2 FTE Psychologists and 3 FTE Assistant Principals.
  
- Certificated staffing for 2016-17 and 2017-18 assume full implementation of K-3 Class Size Reduction. Class sizes are as follows:
  - Kindergarten at 24:1
  - Grades 1-3 at 24:1
  - Grades 4-6 at 33:1 (Contract maximum)
  - Grades 7-8 at 31:1 (Contract maximum)
  - Grades 9-12 at 32:1 (Contract maximum)
  
- 2016-17 includes additional 75 FTE CSR Teachers.
- Salaries commensurate with approved salary schedules and contractual agreements. This includes increases for salary schedule step and column movement less attrition credit.

### **Classified Salaries**

- Classified staffing for 2015-16, 2016-17, and 2017-18 is based on 2015-16 staffing levels.
- 2015-16 assumes 2.5% increase in compensation.
- 2016-17 assumes 2% increase in compensation.
- Salaries are commensurate with approved salary schedules and contractual agreements. This includes salary step movement, less attrition credit.
- 2015-16 includes \$2 million additional custodial support staff.

### **Employee Benefits**

- The estimated statutory benefits for Certificated staff is 14.419%.
- The estimated statutory benefits for Classified staff is 21.736%.
- Health benefits are projected to increase approximately 6% for 2016-17 and 2017-18, and will be funded dependent upon negotiated agreements with employee groups.
- Post-Retirement Health Benefits are based on 2015-16 participation. The district does not regularly pre-fund the future cost of post-retirement benefits. A negotiated agreement with SCTA includes a contribution from employees towards post-retirement benefits.



## **MULTI-YEAR BUDGET ASSUMPTIONS: 2015-16 THROUGH 2017-18 (Continued)**

### **Supplies, Services, Utilities, Capital Outlay**

- Custodial operational supplies increased in 2014-15 by \$650,000 and maintained in the outlying years.
- 2015-16 and outlying years are projected with a 10% increase in utilities.

### **Indirect Support**

- The indirect rate is consistently applied to each program as allowed by law.
- The approved rate is 3.91% for 2015-16.

### **Other Outgo/Transfers/ Contributions**

- Contributions to Restricted Programs – The 2015-16 budget and outlying years includes contributions to cover program encroachments from the general unrestricted budget for the Special Education, Routine Restricted Maintenance, and Special Education Transportation programs.
- 2015-16 Routine Restricted Maintenance is based under 2% of GF budget.
- Routine Restricted Maintenance must be increased to no less than 2% of GF budget by 2017-18 and 3% by 2020-21.
- In Lieu Property Taxes are transferred to charter schools.

### **One-Time Revenues/Expenditures**

- 2015-16 includes \$16 Million one-time discretionary revenue.
- 2016-17 includes \$8 Million one-time discretionary revenue.
- 2015-16 includes \$2 Million for collaborative time and \$2 Million for outdated transportation equipment.
- 2016-17 includes \$2 Million for technology upgrades and equipment and \$1 Million for classroom libraries.

## **BEGINNING BALANCE/RESERVES:**

### **Beginning Balance**

- Based on 2014-15 actual ending fund balance.

### **Reserves**

- The 2015-16, 2016-17, and 2017-18 projections fund the 2% General Fund Reserve for economic uncertainty, provided steps are taken to reach budget reduction goals.
- Starting in 2015-16, set asides for fund reserves and OPEB are increased to prepare for 2016-17 and beyond.

## 2015-16 BUDGET OVERVIEW

### **BUDGET OVERVIEW**

Sacramento City Unified School District financial goal is to maintain the required level of reserve, maximize district revenues and ensure district revenues are used to achieve the educational goals of the district. Based on the Governor's January Budget Proposal, these documents reflect the budget for 2015-16 and multi-year projections for 2016-17 and 2017-18.

Sacramento City Unified School District Budget is comprised of three major components: (1) Fund Balance (Ending and Beginning Balance); (2) Revenues; and (3) Expenditures.

Three conditions impact the Sacramento City Unified School District Budget:

- a. Revenue – State Budget ↑
- b. Expenditures – increases in expenditures ↑
- c. Enrollment ↓

NOTICE OF CRITERIA AND STANDARDS REVIEW. This interim report was based upon and reviewed using the state-adopted Criteria and Standards. (Pursuant to Education Code (EC) sections 33129 and 42130)

Signed: \_\_\_\_\_  
District Superintendent or Designee

Date: \_\_\_\_\_

NOTICE OF INTERIM REVIEW. All action shall be taken on this report during a regular or authorized special meeting of the governing board.

To the County Superintendent of Schools:

This interim report and certification of financial condition are hereby filed by the governing board of the school district. (Pursuant to EC Section 42131)

Meeting Date: March 17, 2016

Signed: \_\_\_\_\_  
President of the Governing Board

**CERTIFICATION OF FINANCIAL CONDITION**

**POSITIVE CERTIFICATION**

As President of the Governing Board of this school district, I certify that based upon current projections this district will meet its financial obligations for the current fiscal year and subsequent two fiscal years.

**QUALIFIED CERTIFICATION**

As President of the Governing Board of this school district, I certify that based upon current projections this district may not meet its financial obligations for the current fiscal year or two subsequent fiscal years.

**NEGATIVE CERTIFICATION**

As President of the Governing Board of this school district, I certify that based upon current projections this district will be unable to meet its financial obligations for the remainder of the current fiscal year or for the subsequent fiscal year.

Contact person for additional information on the interim report:

Name: Michael Smith

Telephone: (916) 643-9405

Title: Director, Budget

E-mail: smithm@scusd.edu

**Criteria and Standards Review Summary**

The following summary is automatically completed based on data provided in the Criteria and Standards Review form (Form 01CSI). Criteria and standards that are "Not Met," and supplemental information and additional fiscal indicators that are "Yes," may indicate areas of potential concern, which could affect the interim report certification, and should be carefully reviewed.

CRITERIA AND STANDARDS			Met	Not Met
1	Average Daily Attendance	Funded ADA for any of the current or two subsequent fiscal years has not changed by more than two percent since first interim.	X	

<b>CRITERIA AND STANDARDS (continued)</b>			<b>Met</b>	<b>Not Met</b>
2	Enrollment	Projected enrollment for any of the current or two subsequent fiscal years has not changed by more than two percent since first interim.		X
3	ADA to Enrollment	Projected second period (P-2) ADA to enrollment ratio for the current and two subsequent fiscal years is consistent with historical ratios.	X	
4	Local Control Funding Formula (LCFF)	Projected LCFF for any of the current or two subsequent fiscal years has not changed by more than two percent since first interim.		X
5	Salaries and Benefits	Projected ratio of total unrestricted salaries and benefits to total unrestricted general fund expenditures has not changed by more than the standard for the current and two subsequent fiscal years.	X	
6a	Other Revenues	Projected operating revenues (federal, other state, other local) for the current and two subsequent fiscal years have not changed by more than five percent since first interim.		X
6b	Other Expenditures	Projected operating expenditures (books and supplies, services and other expenditures) for the current and two subsequent fiscal years have not changed by more than five percent since first interim.	X	
7	Ongoing and Major Maintenance Account	If applicable, changes occurring since first interim meet the required contribution to the ongoing and major maintenance account (i.e., restricted maintenance account).	X	
8	Deficit Spending	Unrestricted deficit spending, if any, has not exceeded the standard in any of the current or two subsequent fiscal years.		X
9a	Fund Balance	Projected general fund balance will be positive at the end of the current and two subsequent fiscal years.	X	
9b	Cash Balance	Projected general fund cash balance will be positive at the end of the current fiscal year.	X	
10	Reserves	Available reserves (e.g., reserve for economic uncertainties, unassigned/unappropriated amounts) meet minimum requirements for the current and two subsequent fiscal years.	X	

<b>SUPPLEMENTAL INFORMATION</b>			<b>No</b>	<b>Yes</b>
S1	Contingent Liabilities	Have any known or contingent liabilities (e.g., financial or program audits, litigation, state compliance reviews) occurred since first interim that may impact the budget?	X	
S2	Using One-time Revenues to Fund Ongoing Expenditures	Are there ongoing general fund expenditures funded with one-time revenues that have changed since first interim by more than five percent?	X	
S3	Temporary Interfund Borrowings	Are there projected temporary borrowings between funds?	X	
S4	Contingent Revenues	Are any projected revenues for any of the current or two subsequent fiscal years contingent on reauthorization by the local government, special legislation, or other definitive act (e.g., parcel taxes, forest reserves)?	X	
S5	Contributions	Have contributions from unrestricted to restricted resources, or transfers to or from the general fund to cover operating deficits, changed since first interim by more than \$20,000 and more than 5% for any of the current or two subsequent fiscal years?		X

<b>SUPPLEMENTAL INFORMATION (continued)</b>			<b>No</b>	<b>Yes</b>
S6	Long-term Commitments	Does the district have long-term (multiyear) commitments or debt agreements?		X
		• If yes, have annual payments for the current or two subsequent fiscal years increased over prior year's (2014-15) annual payment?		X
		• If yes, will funding sources used to pay long-term commitments decrease or expire prior to the end of the commitment period, or are they one-time sources?	X	
S7a	Postemployment Benefits Other than Pensions	Does the district provide postemployment benefits other than pensions (OPEB)?		X
		• If yes, have there been changes since first interim in OPEB liabilities?	X	
S7b	Other Self-insurance Benefits	Does the district operate any self-insurance programs (e.g., workers' compensation)?		X
		• If yes, have there been changes since first interim in self-insurance liabilities?	X	
S8	Status of Labor Agreements	As of second interim projections, are salary and benefit negotiations still unsettled for:		
		• Certificated? (Section S8A, Line 1b)		X
		• Classified? (Section S8B, Line 1b)		X
S8	Labor Agreement Budget Revisions	For negotiations settled since first interim, per Government Code Section 3547.5(c), are budget revisions still needed to meet the costs of the collective bargaining agreement(s) for:		
		• Certificated? (Section S8A, Line 3)	n/a	
		• Classified? (Section S8B, Line 3)	n/a	
S9	Status of Other Funds	Are any funds other than the general fund projected to have a negative fund balance at the end of the current fiscal year?	X	

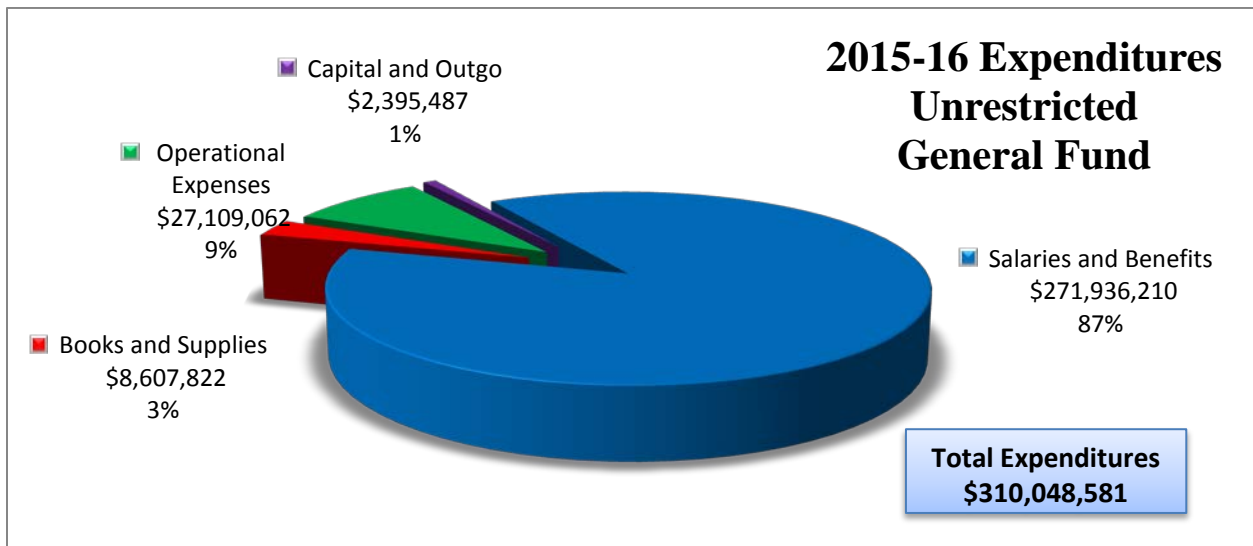
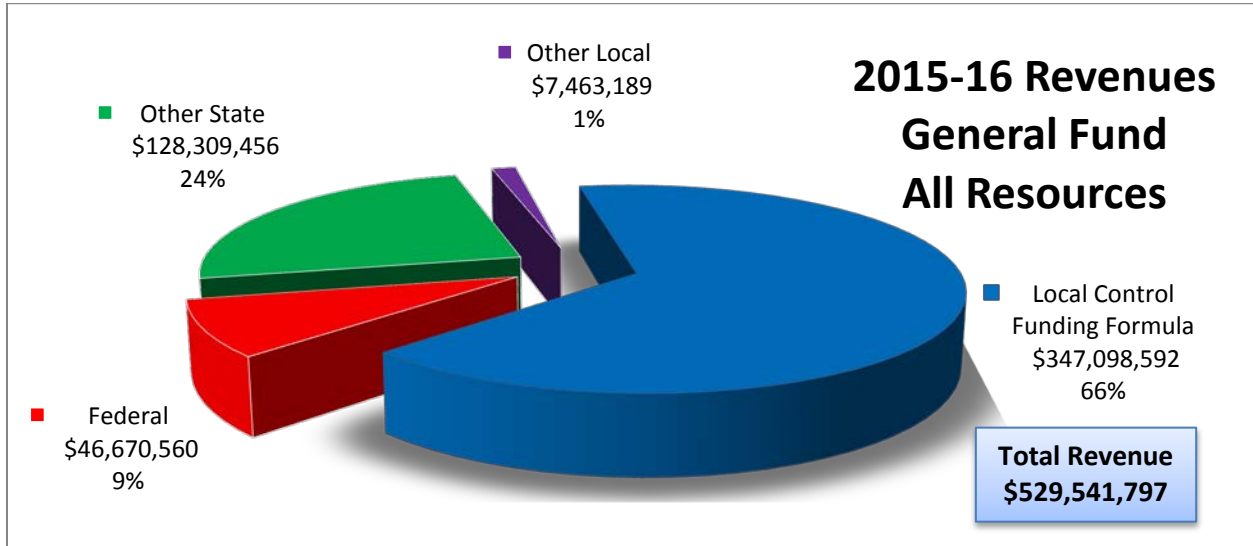
<b>ADDITIONAL FISCAL INDICATORS</b>			<b>No</b>	<b>Yes</b>
A1	Negative Cash Flow	Do cash flow projections show that the district will end the current fiscal year with a negative cash balance in the general fund?	X	
A2	Independent Position Control	Is personnel position control independent from the payroll system?	X	
A3	Declining Enrollment	Is enrollment decreasing in both the prior and current fiscal years?		X
A4	New Charter Schools Impacting District Enrollment	Are any new charter schools operating in district boundaries that are impacting the district's enrollment, either in the prior or current fiscal year?	X	
A5	Salary Increases Exceed COLA	Has the district entered into a bargaining agreement where any of the current or subsequent fiscal years of the agreement would result in salary increases that are expected to exceed the projected state funded cost-of-living adjustment?	X	
A6	Uncapped Health Benefits	Does the district provide uncapped (100% employer paid) health benefits for current or retired employees?		X
A7	Independent Financial System	Is the district's financial system independent from the county office system?		X
A8	Fiscal Distress Reports	Does the district have any reports that indicate fiscal distress? If yes, provide copies to the COE, pursuant to EC 42127.6(a).	X	
A9	Change of CBO or Superintendent	Have there been personnel changes in the superintendent or chief business official (CBO) positions within the last 12 months?	X	

# GENERAL FUND

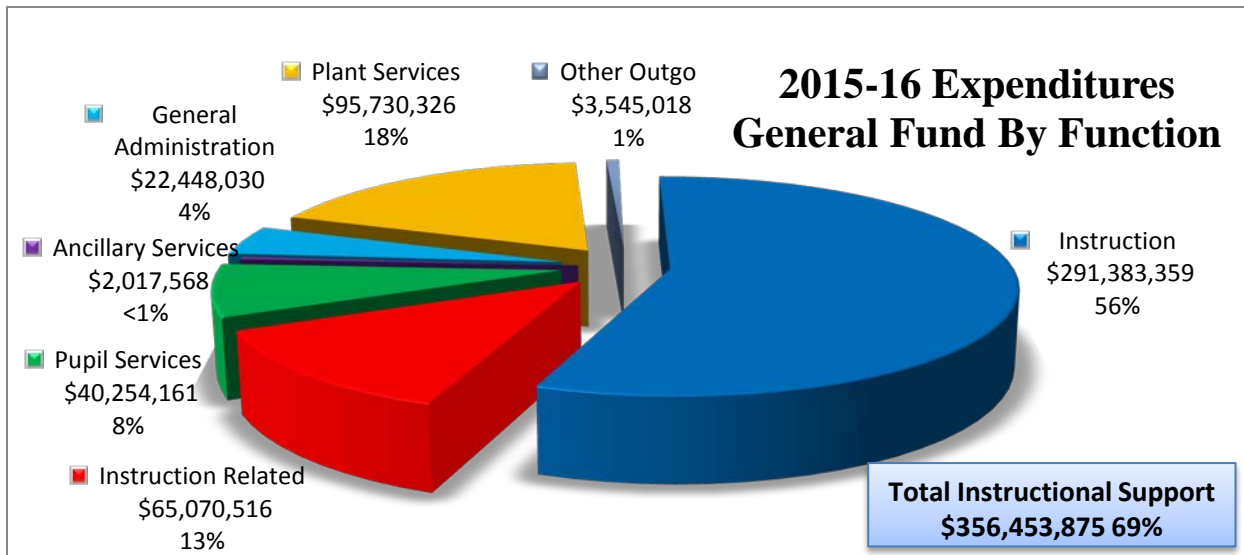
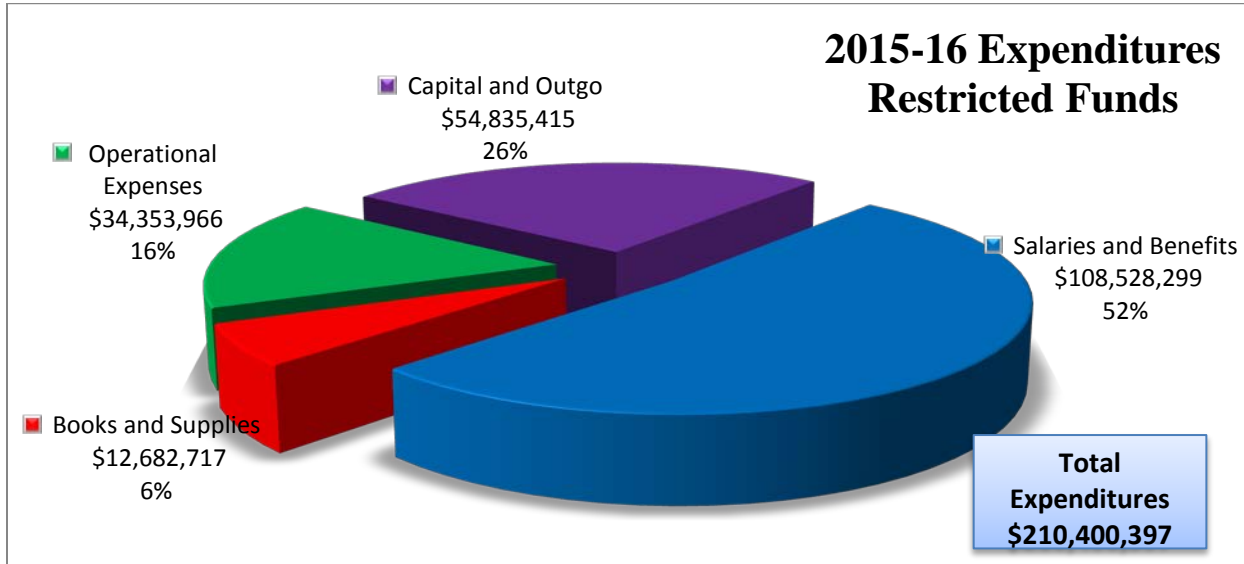
## **General Fund Definition**

The General Fund is the general operating fund of the District and accounts for all revenues and expenditures of the District not encompassed within other funds. All general tax revenues and other receipts that are not allocated by law or contractual agreement to some other fund are accounted for in this fund. General operating expenditures and the capital improvement costs that are not paid through other funds are paid from the General Fund. The General Fund also contains categorical programs such as the Common Core, Quality Education Investment Act, No Child Left Behind Title I and others.

## Revenue and Expenditures – Summary



## Revenue and Expenditures – Summary cont.





Description	Resource Codes	Object Codes	Original Budget (A)	Board Approved Operating Budget (B)	Actuals To Date (C)	Projected Year Totals (D)	Difference (Col B & D) (E)	% Diff (E/B) (F)
<b>A. REVENUES</b>								
1) LCFF Sources		8010-8099	342,665,973.00	347,098,592.00	204,609,165.80	347,098,592.00	0.00	0.0%
2) Federal Revenue		8100-8299	46,049,160.00	46,670,560.34	12,398,063.73	46,670,560.34	0.00	0.0%
3) Other State Revenue		8300-8599	72,623,286.00	128,309,456.20	97,540,254.64	128,309,456.20	0.00	0.0%
4) Other Local Revenue		8600-8799	4,971,283.00	7,463,188.82	5,685,264.70	7,463,188.82	0.00	0.0%
5) TOTAL, REVENUES			466,309,702.00	529,541,797.36	320,232,748.87	529,541,797.36		
<b>B. EXPENDITURES</b>								
1) Certificated Salaries		1000-1999	180,256,996.07	180,615,117.07	85,048,463.33	180,615,117.07	0.00	0.0%
2) Classified Salaries		2000-2999	56,364,488.00	55,443,181.36	29,994,721.12	55,443,181.36	0.00	0.0%
3) Employee Benefits		3000-3999	136,353,239.63	144,406,210.90	61,201,712.23	144,406,210.90	0.00	0.0%
4) Books and Supplies		4000-4999	20,753,429.93	21,290,538.90	3,583,964.91	21,290,538.90	0.00	0.0%
5) Services and Other Operating Expenditures		5000-5999	57,885,645.46	61,463,027.99	25,349,772.79	61,463,027.99	0.00	0.0%
6) Capital Outlay		6000-6999	15,168,979.36	55,214,173.09	12,745,045.40	55,214,173.09	0.00	0.0%
7) Other Outgo (excluding Transfers of Indirect Costs)		7100-7299 7400-7499	3,545,017.55	3,545,017.55	39,206.40	3,545,017.55	0.00	0.0%
8) Other Outgo - Transfers of Indirect Costs		7300-7399	(1,527,141.00)	(1,528,288.77)	0.00	(1,528,288.77)	0.00	0.0%
9) TOTAL, EXPENDITURES			468,800,655.00	520,448,978.09	217,962,886.18	520,448,978.09		
<b>C. EXCESS (DEFICIENCY) OF REVENUES OVER EXPENDITURES BEFORE OTHER FINANCING SOURCES AND USES (A5 - B9)</b>			(2,490,953.00)	9,092,819.27	102,269,862.69	9,092,819.27		
<b>D. OTHER FINANCING SOURCES/USES</b>								
1) Interfund Transfers								
a) Transfers In		8900-8929	1,386,880.00	1,386,880.00	0.00	1,386,880.00	0.00	0.0%
b) Transfers Out		7600-7629	1,730,000.00	3,305,660.96	2,295,660.96	3,305,660.96	0.00	0.0%
2) Other Sources/Uses								
a) Sources		8930-8979	0.00	0.00	0.00	0.00	0.00	0.0%
b) Uses		7630-7699	0.00	0.00	0.00	0.00	0.00	0.0%
3) Contributions		8980-8999	0.00	0.00	0.00	0.00	0.00	0.0%
4) TOTAL, OTHER FINANCING SOURCES/USES			(343,120.00)	(1,918,780.96)	(2,295,660.96)	(1,918,780.96)		

Description	Resource Codes	Object Codes	Original Budget (A)	Board Approved Operating Budget (B)	Actuals To Date (C)	Projected Year Totals (D)	Difference (Col B & D) (E)	% Diff (E/B) (F)
<b>E. NET INCREASE (DECREASE) IN FUND BALANCE (C + D4)</b>			(2,834,073.00)	7,174,038.31	99,974,201.73	7,174,038.31		
<b>F. FUND BALANCE, RESERVES</b>								
1) Beginning Fund Balance								
a) As of July 1 - Unaudited		9791	30,288,206.00	44,784,297.43		44,784,297.43	0.00	0.0%
b) Audit Adjustments		9793	0.00	0.00		0.00	0.00	0.0%
c) As of July 1 - Audited (F1a + F1b)			30,288,206.00	44,784,297.43		44,784,297.43		
d) Other Restatements		9795	0.00	0.00		0.00	0.00	0.0%
e) Adjusted Beginning Balance (F1c + F1d)			30,288,206.00	44,784,297.43		44,784,297.43		
2) Ending Balance, June 30 (E + F1e)			27,454,133.00	51,958,335.74		51,958,335.74		
Components of Ending Fund Balance								
a) Nonspendable								
Revolving Cash		9711	225,000.00	225,000.00		225,000.00		
Stores		9712	320,000.00	320,000.00		320,000.00		
Prepaid Expenditures		9713	0.00	0.00		0.00		
All Others		9719	0.00	0.00		0.00		
b) Restricted		9740	0.00	3,413,291.81		3,413,291.81		
c) Committed								
Stabilization Arrangements		9750	0.00	0.00		0.00		
Other Commitments		9760	0.00	0.00		0.00		
d) Assigned								
Other Assignments		9780	8,146,000.00	17,080,257.00		17,080,257.00		
Future Costs Retirement/Prop 30	0000	9780	5,576,000.00					
Districtwide Technology Upgrades	0000	9780	2,000,000.00					
Buy Down 3 Days of Vacation Liability	0000	9780	570,000.00					
CCSS Prof. Learning for 2016-17	0000	9780		1,500,000.00				
Future Costs Retirement/Prop 30	0000	9780		13,010,257.00				
Districtwide Technology Upgrades	0000	9780		2,000,000.00				
Buy Down 3 Days of Vacation Liability	0000	9780		570,000.00				
CCSS Prof. Learning for 2016-17	0000	9780				1,500,000.00		
Future Costs Retirement/Prop 30	0000	9780				13,010,257.00		
Districtwide Technology Upgrades	0000	9780				2,000,000.00		
Buy Down 3 Days of Vacation Liability	0000	9780				570,000.00		
e) Unassigned/Unappropriated								
Reserve for Economic Uncertainties		9789	18,763,133.00	18,763,133.00		18,763,133.00		
Unassigned/Unappropriated Amount		9790	0.00	12,156,653.93		12,156,653.93		

Description	Resource Codes	Object Codes	Original Budget (A)	Board Approved Operating Budget (B)	Actuals To Date (C)	Projected Year Totals (D)	Difference (Col B & D) (E)	% Diff (E/B) (F)
<b>LCFF SOURCES</b>								
Principal Apportionment								
State Aid - Current Year		8011	238,649,196.00	229,675,499.00	135,126,236.00	229,675,499.00	0.00	0.0%
Education Protection Account State Aid - Current Year		8012	47,589,079.00	51,870,346.00	26,663,492.00	51,870,346.00	0.00	0.0%
State Aid - Prior Years		8019	0.00	0.00	0.00	0.00	0.00	0.0%
Tax Relief Subventions								
Homeowners' Exemptions		8021	656,229.00	722,121.00	365,992.72	722,121.00	0.00	0.0%
Timber Yield Tax		8022	0.00	0.00	0.00	0.00	0.00	0.0%
Other Subventions/In-Lieu Taxes		8029	0.00	0.00	0.00	0.00	0.00	0.0%
County & District Taxes								
Secured Roll Taxes		8041	55,414,518.00	58,450,258.00	32,209,498.27	58,450,258.00	0.00	0.0%
Unsecured Roll Taxes		8042	15,000.00	1,927,677.00	2,368,882.19	1,927,677.00	0.00	0.0%
Prior Years' Taxes		8043	4,641,631.00	2,579,565.00	756,440.70	2,579,565.00	0.00	0.0%
Supplemental Taxes		8044	309,833.00	1,135,069.00	354,959.13	1,135,069.00	0.00	0.0%
Education Revenue Augmentation Fund (ERAF)		8045	2,811,681.00	9,222,018.00	7,782,012.99	9,222,018.00	0.00	0.0%
Community Redevelopment Funds (SB 617/699/1992)		8047	623,996.00	422,737.00	272,715.99	422,737.00	0.00	0.0%
Penalties and Interest from Delinquent Taxes		8048	0.00	0.00	0.00	0.00	0.00	0.0%
Miscellaneous Funds (EC 41604)								
Royalties and Bonuses		8081	0.00	0.00	0.00	0.00	0.00	0.0%
Other In-Lieu Taxes		8082	0.00	11,700.00	5,039.81	11,700.00	0.00	0.0%
Less: Non-LCFF (50%) Adjustment		8089	0.00	(5,850.00)	0.00	(5,850.00)	0.00	0.0%
Subtotal, LCFF Sources			350,711,163.00	356,011,140.00	205,905,269.80	356,011,140.00	0.00	0.0%
<b>LCFF Transfers</b>								
Unrestricted LCFF Transfers - Current Year	0000	8091	0.00	0.00	0.00	0.00	0.00	0.0%
All Other LCFF Transfers - Current Year	All Other	8091	0.00	0.00	0.00	0.00	0.00	0.0%
Transfers to Charter Schools in Lieu of Property Taxes		8096	(8,045,190.00)	(8,912,548.00)	(1,296,104.00)	(8,912,548.00)	0.00	0.0%
Property Taxes Transfers		8097	0.00	0.00	0.00	0.00	0.00	0.0%
LCFF/Revenue Limit Transfers - Prior Years		8099	0.00	0.00	0.00	0.00	0.00	0.0%
<b>TOTAL, LCFF SOURCES</b>			<b>342,665,973.00</b>	<b>347,098,592.00</b>	<b>204,609,165.80</b>	<b>347,098,592.00</b>	<b>0.00</b>	<b>0.0%</b>
<b>FEDERAL REVENUE</b>								
Maintenance and Operations		8110	0.00	0.00	0.00	0.00	0.00	0.0%
Special Education Entitlement		8181	8,437,152.00	8,482,326.84	16,689.57	8,482,326.84	0.00	0.0%
Special Education Discretionary Grants		8182	1,064,825.00	1,201,674.84	119,177.67	1,201,674.84	0.00	0.0%
Child Nutrition Programs		8220	0.00	0.00	0.00	0.00	0.00	0.0%
Forest Reserve Funds		8260	0.00	0.00	0.00	0.00	0.00	0.0%
Flood Control Funds		8270	0.00	0.00	0.00	0.00	0.00	0.0%
Wildlife Reserve Funds		8280	0.00	0.00	0.00	0.00	0.00	0.0%
FEMA		8281	0.00	0.00	0.00	0.00	0.00	0.0%
Interagency Contracts Between LEAs		8285	0.00	13,200.00	13,200.00	13,200.00	0.00	0.0%
Pass-Through Revenues from Federal Sources		8287	0.00	0.00	0.00	0.00	0.00	0.0%
NCLB: Title I, Part A, Basic Grants								
Low-Income and Neglected	3010	8290	19,993,252.00	21,116,290.85	6,532,936.75	21,116,290.85	0.00	0.0%
NCLB: Title I, Part D, Local Delinquent Program	3025	8290	31,492.00	31,492.00	44,407.00	31,492.00	0.00	0.0%
NCLB: Title II, Part A, Teacher Quality	4035	8290	3,509,153.00	3,833,489.02	1,388,926.02	3,833,489.02	0.00	0.0%

Description	Resource Codes	Object Codes	Original Budget (A)	Board Approved Operating Budget (B)	Actuals To Date (C)	Projected Year Totals (D)	Difference (Col B & D) (E)	% Diff (E/B) (F)
NCLB: Title III, Immigration Education Program	4201	8290	0.00	0.00	0.00	0.00	0.00	0.0%
NCLB: Title III, Limited English Proficient (LEP) Student Program	4203	8290	850,000.00	1,706,775.77	541,810.98	1,706,775.77	0.00	0.0%
NCLB: Title V, Part B, Public Charter Schools Grant Program (PCSGP)	4610	8290	0.00	0.00	0.00	0.00	0.00	0.0%
Other No Child Left Behind	3011-3020, 3026-3199, 4036-4126, 5510	8290	5,126,302.00	5,952,743.45	3,251,570.05	5,952,743.45	0.00	0.0%
Vocational and Applied Technology Education	3500-3699	8290	456,348.00	489,442.00	185,857.72	489,442.00	0.00	0.0%
Safe and Drug Free Schools	3700-3799	8290	0.00	0.00	0.00	0.00	0.00	0.0%
All Other Federal Revenue	All Other	8290	6,580,636.00	3,843,125.57	303,487.97	3,843,125.57	0.00	0.0%
<b>TOTAL, FEDERAL REVENUE</b>			<b>46,049,160.00</b>	<b>46,670,560.34</b>	<b>12,398,063.73</b>	<b>46,670,560.34</b>	<b>0.00</b>	<b>0.0%</b>
<b>OTHER STATE REVENUE</b>								
Other State Apportionments								
ROC/P Entitlement								
Prior Years	6360	8319	0.00	0.00	0.00	0.00	0.00	0.0%
Special Education Master Plan								
Current Year	6500	8311	22,121,679.00	22,121,679.00	12,346,431.00	22,121,679.00	0.00	0.0%
Prior Years	6500	8319	0.00	0.00	0.00	0.00	0.00	0.0%
All Other State Apportionments - Current Year	All Other	8311	0.00	0.00	0.00	0.00	0.00	0.0%
All Other State Apportionments - Prior Years	All Other	8319	0.00	0.00	0.00	0.00	0.00	0.0%
Child Nutrition Programs		8520	0.00	0.00	0.00	0.00	0.00	0.0%
Mandated Costs Reimbursements		8550	22,727,915.00	21,962,161.00	19,002,185.00	21,962,161.00	0.00	0.0%
Lottery - Unrestricted and Instructional Materials		8560	6,609,258.00	6,609,258.00	3,599,367.88	6,609,258.00	0.00	0.0%
Tax Relief Subventions								
Restricted Levies - Other								
Homeowners' Exemptions		8575	0.00	0.00	0.00	0.00	0.00	0.0%
Other Subventions/In-Lieu Taxes		8576	0.00	0.00	0.00	0.00	0.00	0.0%
Pass-Through Revenues from State Sources		8587	0.00	0.00	0.00	0.00	0.00	0.0%
School Based Coordination Program	7250	8590	0.00	0.00	0.00	0.00	0.00	0.0%
After School Education and Safety (ASES)	6010	8590	6,186,446.00	6,186,446.00	4,021,877.02	6,186,446.00	0.00	0.0%
Charter School Facility Grant	6030	8590	0.00	0.00	0.00	0.00	0.00	0.0%
Drug/Alcohol/Tobacco Funds	6650, 6690	8590	600,000.00	683,306.18	178,756.68	683,306.18	0.00	0.0%
California Clean Energy Jobs Act	6230	8590	2,588,506.00	2,588,506.00	2,305,436.00	2,588,506.00	0.00	0.0%
Specialized Secondary	7370	8590	0.00	0.00	0.00	0.00	0.00	0.0%
American Indian Early Childhood Education	7210	8590	0.00	0.00	0.00	0.00	0.00	0.0%
Quality Education Investment Act	7400	8590	0.00	0.00	0.00	0.00	0.00	0.0%
Common Core State Standards Implementation	7405	8590	0.00	0.00	0.00	0.00	0.00	0.0%
All Other State Revenue	All Other	8590	11,789,482.00	68,158,100.02	56,086,201.06	68,158,100.02	0.00	0.0%
<b>TOTAL, OTHER STATE REVENUE</b>			<b>72,623,286.00</b>	<b>128,309,456.20</b>	<b>97,540,254.64</b>	<b>128,309,456.20</b>	<b>0.00</b>	<b>0.0%</b>

Description	Resource Codes	Object Codes	Original Budget (A)	Board Approved Operating Budget (B)	Actuals To Date (C)	Projected Year Totals (D)	Difference (Col B & D) (E)	% Diff (E/B) (F)
<b>OTHER LOCAL REVENUE</b>								
Other Local Revenue								
County and District Taxes								
Other Restricted Levies								
Secured Roll		8615	0.00	0.00	0.00	0.00	0.00	0.0%
Unsecured Roll		8616	0.00	0.00	0.00	0.00	0.00	0.0%
Prior Years' Taxes		8617	0.00	0.00	0.00	0.00	0.00	0.0%
Supplemental Taxes		8618	0.00	0.00	0.00	0.00	0.00	0.0%
Non-Ad Valorem Taxes								
Parcel Taxes		8621	0.00	0.00	0.00	0.00	0.00	0.0%
Other		8622	0.00	0.00	0.00	0.00	0.00	0.0%
Community Redevelopment Funds								
Not Subject to LCFF Deduction		8625	0.00	0.00	0.00	0.00	0.00	0.0%
Penalties and Interest from Delinquent Non-LCFF Taxes								
		8629	0.00	0.00	0.00	0.00	0.00	0.0%
Sales								
Sale of Equipment/Supplies		8631	0.00	456.60	11,002.25	456.60	0.00	0.0%
Sale of Publications		8632	0.00	0.00	0.00	0.00	0.00	0.0%
Food Service Sales		8634	0.00	0.00	0.00	0.00	0.00	0.0%
All Other Sales		8639	0.00	0.00	0.00	0.00	0.00	0.0%
Leases and Rentals		8650	300,000.00	300,000.00	334,458.48	300,000.00	0.00	0.0%
Interest		8660	50,000.00	50,000.00	(743.83)	50,000.00	0.00	0.0%
Net Increase (Decrease) in the Fair Value of Investments		8662	0.00	0.00	0.00	0.00	0.00	0.0%
Fees and Contracts								
Adult Education Fees		8671	0.00	0.00	0.00	0.00	0.00	0.0%
Non-Resident Students		8672	0.00	0.00	0.00	0.00	0.00	0.0%
Transportation Fees From Individuals		8675	0.00	0.00	0.00	0.00	0.00	0.0%
Interagency Services		8677	10,000.00	10,000.00	(2,000.00)	10,000.00	0.00	0.0%
Mitigation/Developer Fees		8681	0.00	0.00	0.00	0.00	0.00	0.0%
All Other Fees and Contracts		8689	0.00	0.00	0.00	0.00	0.00	0.0%
Other Local Revenue								
Plus: Misc Funds Non-LCFF (50%) Adjustment		8691	0.00	5,850.00	0.00	5,850.00	0.00	0.0%
Pass-Through Revenues From Local Sources		8697	0.00	0.00	0.00	0.00	0.00	0.0%
All Other Local Revenue		8699	3,759,128.00	6,244,727.22	4,727,360.80	6,244,727.22	0.00	0.0%
Tuition		8710	0.00	0.00	0.00	0.00	0.00	0.0%
All Other Transfers In		8781-8783	852,155.00	852,155.00	615,187.00	852,155.00	0.00	0.0%
Transfers Of Apportionments								
Special Education SELPA Transfers								
From Districts or Charter Schools	6500	8791	0.00	0.00	0.00	0.00	0.00	0.0%
From County Offices	6500	8792	0.00	0.00	0.00	0.00	0.00	0.0%
From JPAs	6500	8793	0.00	0.00	0.00	0.00	0.00	0.0%
ROC/P Transfers								
From Districts or Charter Schools	6360	8791	0.00	0.00	0.00	0.00	0.00	0.0%
From County Offices	6360	8792	0.00	0.00	0.00	0.00	0.00	0.0%
From JPAs	6360	8793	0.00	0.00	0.00	0.00	0.00	0.0%
Other Transfers of Apportionments								
From Districts or Charter Schools	All Other	8791	0.00	0.00	0.00	0.00	0.00	0.0%
From County Offices	All Other	8792	0.00	0.00	0.00	0.00	0.00	0.0%
From JPAs	All Other	8793	0.00	0.00	0.00	0.00	0.00	0.0%
All Other Transfers In from All Others		8799	0.00	0.00	0.00	0.00	0.00	0.0%
<b>TOTAL, OTHER LOCAL REVENUE</b>			<b>4,971,283.00</b>	<b>7,463,188.82</b>	<b>5,685,264.70</b>	<b>7,463,188.82</b>	<b>0.00</b>	<b>0.0%</b>
<b>TOTAL, REVENUES</b>			<b>466,309,702.00</b>	<b>529,541,797.36</b>	<b>320,232,748.87</b>	<b>529,541,797.36</b>	<b>0.00</b>	<b>0.0%</b>

Description	Resource Codes	Object Codes	Original Budget (A)	Board Approved Operating Budget (B)	Actuals To Date (C)	Projected Year Totals (D)	Difference (Col B & D) (E)	% Diff (E/B) (F)
<b>CERTIFICATED SALARIES</b>								
Certificated Teachers' Salaries		1100	141,334,179.00	141,643,270.35	66,084,818.69	141,643,270.35	0.00	0.0%
Certificated Pupil Support Salaries		1200	8,838,276.07	9,767,768.75	4,512,222.29	9,767,768.75	0.00	0.0%
Certificated Supervisors' and Administrators' Salaries		1300	17,832,427.00	17,928,072.02	10,461,412.07	17,928,072.02	0.00	0.0%
Other Certificated Salaries		1900	12,252,114.00	11,276,005.95	3,990,010.28	11,276,005.95	0.00	0.0%
<b>TOTAL, CERTIFICATED SALARIES</b>			<b>180,256,996.07</b>	<b>180,615,117.07</b>	<b>85,048,463.33</b>	<b>180,615,117.07</b>	<b>0.00</b>	<b>0.0%</b>
<b>CLASSIFIED SALARIES</b>								
Classified Instructional Salaries		2100	10,543,481.00	9,969,175.96	4,647,695.97	9,969,175.96	0.00	0.0%
Classified Support Salaries		2200	21,166,820.00	21,331,509.76	12,415,932.67	21,331,509.76	0.00	0.0%
Classified Supervisors' and Administrators' Salaries		2300	5,508,334.00	5,542,835.40	3,206,560.68	5,542,835.40	0.00	0.0%
Clerical, Technical and Office Salaries		2400	16,504,436.00	15,648,907.72	8,368,678.80	15,648,907.72	0.00	0.0%
Other Classified Salaries		2900	2,641,417.00	2,950,752.52	1,355,853.00	2,950,752.52	0.00	0.0%
<b>TOTAL, CLASSIFIED SALARIES</b>			<b>56,364,488.00</b>	<b>55,443,181.36</b>	<b>29,994,721.12</b>	<b>55,443,181.36</b>	<b>0.00</b>	<b>0.0%</b>
<b>EMPLOYEE BENEFITS</b>								
STRS		3101-3102	19,312,570.00	29,995,385.49	8,795,284.90	29,995,385.49	0.00	0.0%
PERS		3201-3202	6,342,423.00	6,437,863.44	3,344,156.51	6,437,863.44	0.00	0.0%
OASDI/Medicare/Alternative		3301-3302	6,728,254.00	6,860,553.90	3,503,623.74	6,860,553.90	0.00	0.0%
Health and Welfare Benefits		3401-3402	71,756,167.13	68,625,809.71	32,554,190.06	68,625,809.71	0.00	0.0%
Unemployment Insurance		3501-3502	227,543.50	228,783.04	7.19	228,783.04	0.00	0.0%
Workers' Compensation		3601-3602	4,999,393.00	5,094,447.09	2,542,290.80	5,094,447.09	0.00	0.0%
OPEB, Allocated		3701-3702	20,756,258.00	20,935,699.98	10,421,851.89	20,935,699.98	0.00	0.0%
OPEB, Active Employees		3751-3752	6,095,000.00	6,095,000.00	0.00	6,095,000.00	0.00	0.0%
Other Employee Benefits		3901-3902	135,631.00	132,668.25	40,307.14	132,668.25	0.00	0.0%
<b>TOTAL, EMPLOYEE BENEFITS</b>			<b>136,353,239.63</b>	<b>144,406,210.90</b>	<b>61,201,712.23</b>	<b>144,406,210.90</b>	<b>0.00</b>	<b>0.0%</b>
<b>BOOKS AND SUPPLIES</b>								
Approved Textbooks and Core Curricula Materials		4100	1,220,374.00	1,494,129.45	499,375.92	1,494,129.45	0.00	0.0%
Books and Other Reference Materials		4200	205,739.00	195,654.16	39,989.93	195,654.16	0.00	0.0%
Materials and Supplies		4300	15,568,060.55	15,695,043.40	2,599,743.84	15,695,043.40	0.00	0.0%
Noncapitalized Equipment		4400	3,759,256.38	3,905,711.89	444,855.22	3,905,711.89	0.00	0.0%
Food		4700	0.00	0.00	0.00	0.00	0.00	0.0%
<b>TOTAL, BOOKS AND SUPPLIES</b>			<b>20,753,429.93</b>	<b>21,290,538.90</b>	<b>3,583,964.91</b>	<b>21,290,538.90</b>	<b>0.00</b>	<b>0.0%</b>
<b>SERVICES AND OTHER OPERATING EXPENDITURES</b>								
Subagreements for Services		5100	28,613,912.00	28,909,056.36	12,645,889.26	28,909,056.36	0.00	0.0%
Travel and Conferences		5200	465,837.16	1,012,339.78	181,094.27	1,012,339.78	0.00	0.0%
Dues and Memberships		5300	58,428.00	136,141.83	124,946.33	136,141.83	0.00	0.0%
Insurance		5400-5450	1,887,460.00	1,887,460.00	806,454.00	1,887,460.00	0.00	0.0%
Operations and Housekeeping Services		5500	9,380,369.00	9,389,645.68	4,193,139.17	9,389,645.68	0.00	0.0%
Rentals, Leases, Repairs, and Noncapitalized Improvements		5600	1,487,317.63	1,811,189.24	574,606.16	1,811,189.24	0.00	0.0%
Transfers of Direct Costs		5710	0.00	0.00	0.00	0.00	0.00	0.0%
Transfers of Direct Costs - Interfund		5750	(1,180,665.00)	(1,211,482.51)	(57,787.49)	(1,211,482.51)	0.00	0.0%
Professional/Consulting Services and Operating Expenditures		5800	16,604,878.67	18,479,984.73	6,567,931.39	18,479,984.73	0.00	0.0%
Communications		5900	568,108.00	1,048,692.88	313,499.70	1,048,692.88	0.00	0.0%
<b>TOTAL, SERVICES AND OTHER OPERATING EXPENDITURES</b>			<b>57,885,645.46</b>	<b>61,463,027.99</b>	<b>25,349,772.79</b>	<b>61,463,027.99</b>	<b>0.00</b>	<b>0.0%</b>

Description	Resource Codes	Object Codes	Original Budget (A)	Board Approved Operating Budget (B)	Actuals To Date (C)	Projected Year Totals (D)	Difference (Col B & D) (E)	% Diff (E/B) (F)
<b>CAPITAL OUTLAY</b>								
Land		6100	0.00	0.00	0.00	0.00	0.00	0.0%
Land Improvements		6170	0.00	28,678,706.58	8,791,006.87	28,678,706.58	0.00	0.0%
Buildings and Improvements of Buildings		6200	9,657,490.00	24,175,785.38	1,889,542.04	24,175,785.38	0.00	0.0%
Books and Media for New School Libraries or Major Expansion of School Libraries		6300	0.00	0.00	0.00	0.00	0.00	0.0%
Equipment		6400	5,468,359.14	2,320,450.91	2,052,739.43	2,320,450.91	0.00	0.0%
Equipment Replacement		6500	43,130.22	39,230.22	11,757.06	39,230.22	0.00	0.0%
<b>TOTAL, CAPITAL OUTLAY</b>			<b>15,168,979.36</b>	<b>55,214,173.09</b>	<b>12,745,045.40</b>	<b>55,214,173.09</b>	<b>0.00</b>	<b>0.0%</b>
<b>OTHER OUTGO (excluding Transfers of Indirect Costs)</b>								
Tuition								
Tuition for Instruction Under Interdistrict Attendance Agreements		7110	0.00	0.00	0.00	0.00	0.00	0.0%
State Special Schools		7130	0.00	0.00	33,907.00	0.00	0.00	0.0%
Tuition, Excess Costs, and/or Deficit Payments Payments to Districts or Charter Schools		7141	0.00	0.00	0.00	0.00	0.00	0.0%
Payments to County Offices		7142	0.00	0.00	0.00	0.00	0.00	0.0%
Payments to JPAs		7143	0.00	0.00	0.00	0.00	0.00	0.0%
Transfers of Pass-Through Revenues To Districts or Charter Schools		7211	0.00	0.00	0.00	0.00	0.00	0.0%
To County Offices		7212	0.00	0.00	0.00	0.00	0.00	0.0%
To JPAs		7213	0.00	0.00	0.00	0.00	0.00	0.0%
Special Education SELPA Transfers of Apportionments To Districts or Charter Schools	6500	7221	0.00	0.00	0.00	0.00	0.00	0.0%
To County Offices	6500	7222	0.00	0.00	0.00	0.00	0.00	0.0%
To JPAs	6500	7223	0.00	0.00	0.00	0.00	0.00	0.0%
ROC/P Transfers of Apportionments To Districts or Charter Schools	6360	7221	0.00	0.00	0.00	0.00	0.00	0.0%
To County Offices	6360	7222	0.00	0.00	0.00	0.00	0.00	0.0%
To JPAs	6360	7223	0.00	0.00	0.00	0.00	0.00	0.0%
Other Transfers of Apportionments	All Other	7221-7223	0.00	0.00	0.00	0.00	0.00	0.0%
All Other Transfers		7281-7283	0.00	0.00	0.00	0.00	0.00	0.0%
All Other Transfers Out to All Others		7299	0.00	0.00	0.00	0.00	0.00	0.0%
Debt Service								
Debt Service - Interest		7438	3,545,017.55	3,545,017.55	0.00	3,545,017.55	0.00	0.0%
Other Debt Service - Principal		7439	0.00	0.00	5,299.40	0.00	0.00	0.0%
<b>TOTAL, OTHER OUTGO (excluding Transfers of Indirect Costs)</b>			<b>3,545,017.55</b>	<b>3,545,017.55</b>	<b>39,206.40</b>	<b>3,545,017.55</b>	<b>0.00</b>	<b>0.0%</b>
<b>OTHER OUTGO - TRANSFERS OF INDIRECT COSTS</b>								
Transfers of Indirect Costs		7310	0.00	0.00	0.00	0.00		
Transfers of Indirect Costs - Interfund		7350	(1,527,141.00)	(1,528,288.77)	0.00	(1,528,288.77)	0.00	0.0%
<b>TOTAL, OTHER OUTGO - TRANSFERS OF INDIRECT COSTS</b>			<b>(1,527,141.00)</b>	<b>(1,528,288.77)</b>	<b>0.00</b>	<b>(1,528,288.77)</b>	<b>0.00</b>	<b>0.0%</b>
<b>TOTAL, EXPENDITURES</b>			<b>468,800,655.00</b>	<b>520,448,978.09</b>	<b>217,962,886.18</b>	<b>520,448,978.09</b>	<b>0.00</b>	<b>0.0%</b>

Description	Resource Codes	Object Codes	Original Budget (A)	Board Approved Operating Budget (B)	Actuals To Date (C)	Projected Year Totals (D)	Difference (Col B & D) (E)	% Diff (E/B) (F)
<b>INTERFUND TRANSFERS</b>								
<b>INTERFUND TRANSFERS IN</b>								
From: Special Reserve Fund		8912	0.00	0.00	0.00	0.00	0.00	0.0%
From: Bond Interest and Redemption Fund		8914	0.00	0.00	0.00	0.00	0.00	0.0%
Other Authorized Interfund Transfers In		8919	1,386,880.00	1,386,880.00	0.00	1,386,880.00	0.00	0.0%
(a) TOTAL, INTERFUND TRANSFERS IN			1,386,880.00	1,386,880.00	0.00	1,386,880.00	0.00	0.0%
<b>INTERFUND TRANSFERS OUT</b>								
To: Child Development Fund		7611	1,500,000.00	1,500,000.00	720,000.00	1,500,000.00	0.00	0.0%
To: Special Reserve Fund		7612	0.00	0.00	0.00	0.00	0.00	0.0%
To: State School Building Fund/ County School Facilities Fund		7613	0.00	0.00	0.00	0.00	0.00	0.0%
To: Cafeteria Fund		7616	0.00	5,587.75	5,587.75	5,587.75	0.00	0.0%
Other Authorized Interfund Transfers Out		7619	230,000.00	1,800,073.21	1,570,073.21	1,800,073.21	0.00	0.0%
(b) TOTAL, INTERFUND TRANSFERS OUT			1,730,000.00	3,305,660.96	2,295,660.96	3,305,660.96	0.00	0.0%
<b>OTHER SOURCES/USES</b>								
<b>SOURCES</b>								
State Apportionments Emergency Apportionments		8931	0.00	0.00	0.00	0.00	0.00	0.0%
Proceeds								
Proceeds from Sale/Lease-Purchase of Land/Buildings		8953	0.00	0.00	0.00	0.00	0.00	0.0%
Other Sources								
Transfers from Funds of Lapsed/Reorganized LEAs		8965	0.00	0.00	0.00	0.00	0.00	0.0%
Long-Term Debt Proceeds								
Proceeds from Certificates of Participation		8971	0.00	0.00	0.00	0.00	0.00	0.0%
Proceeds from Capital Leases		8972	0.00	0.00	0.00	0.00	0.00	0.0%
Proceeds from Lease Revenue Bonds		8973	0.00	0.00	0.00	0.00	0.00	0.0%
All Other Financing Sources		8979	0.00	0.00	0.00	0.00	0.00	0.0%
(c) TOTAL, SOURCES			0.00	0.00	0.00	0.00	0.00	0.0%
<b>USES</b>								
Transfers of Funds from Lapsed/Reorganized LEAs		7651	0.00	0.00	0.00	0.00	0.00	0.0%
All Other Financing Uses		7699	0.00	0.00	0.00	0.00	0.00	0.0%
(d) TOTAL, USES			0.00	0.00	0.00	0.00	0.00	0.0%
<b>CONTRIBUTIONS</b>								
Contributions from Unrestricted Revenues		8980	0.00	0.00	0.00	0.00		
Contributions from Restricted Revenues		8990	0.00	0.00	0.00	0.00		
(e) TOTAL, CONTRIBUTIONS			0.00	0.00	0.00	0.00	0.00	0.0%
<b>TOTAL, OTHER FINANCING SOURCES/USES</b>								
(a - b + c - d + e)			(343,120.00)	(1,918,780.96)	(2,295,660.96)	(1,918,780.96)	0.00	0.0%



Description	Resource Codes	Object Codes	Original Budget (A)	Board Approved Operating Budget (B)	Actuals To Date (C)	Projected Year Totals (D)	Difference (Col B & D) (E)	% Diff (E/B) (F)
<b>A. REVENUES</b>								
1) LCFF Sources		8010-8099	342,665,973.00	347,098,592.00	204,609,165.80	347,098,592.00	0.00	0.0%
2) Federal Revenue		8100-8299	0.00	0.00	0.00	0.00	0.00	0.0%
3) Other State Revenue		8300-8599	27,950,045.00	27,233,181.00	21,579,907.46	27,233,181.00	0.00	0.0%
4) Other Local Revenue		8600-8799	1,328,155.00	1,915,901.25	1,901,116.71	1,915,901.25	0.00	0.0%
5) TOTAL, REVENUES			371,944,173.00	376,247,674.25	228,090,189.97	376,247,674.25		
<b>B. EXPENDITURES</b>								
1) Certificated Salaries		1000-1999	138,030,299.57	138,183,793.12	66,174,694.56	138,183,793.12	0.00	0.0%
2) Classified Salaries		2000-2999	35,892,108.00	35,822,136.39	19,484,706.54	35,822,136.39	0.00	0.0%
3) Employee Benefits		3000-3999	98,735,899.13	97,930,280.81	44,546,102.21	97,930,280.81	0.00	0.0%
4) Books and Supplies		4000-4999	7,949,948.93	8,607,821.54	1,629,995.82	8,607,821.54	0.00	0.0%
5) Services and Other Operating Expenditures		5000-5999	25,969,975.46	27,109,062.04	10,853,173.41	27,109,062.04	0.00	0.0%
6) Capital Outlay		6000-6999	2,063,489.36	2,183,667.16	2,128,133.62	2,183,667.16	0.00	0.0%
7) Other Outgo (excluding Transfers of Indirect Costs)		7100-7299 7400-7499	3,545,017.55	3,545,017.55	39,206.40	3,545,017.55	0.00	0.0%
8) Other Outgo - Transfers of Indirect Costs		7300-7399	(3,632,050.00)	(3,333,197.55)	(125,118.02)	(3,333,197.55)	0.00	0.0%
9) TOTAL, EXPENDITURES			308,554,688.00	310,048,581.06	144,730,894.54	310,048,581.06		
<b>C. EXCESS (DEFICIENCY) OF REVENUES OVER EXPENDITURES BEFORE OTHER FINANCING SOURCES AND USES (A5 - B9)</b>			63,389,485.00	66,199,093.19	83,359,295.43	66,199,093.19		
<b>D. OTHER FINANCING SOURCES/USES</b>								
1) Interfund Transfers								
a) Transfers In		8900-8929	1,386,880.00	1,386,880.00	0.00	1,386,880.00	0.00	0.0%
b) Transfers Out		7600-7629	1,730,000.00	1,730,000.00	720,000.00	1,730,000.00	0.00	0.0%
2) Other Sources/Uses								
a) Sources		8930-8979	0.00	0.00	0.00	0.00	0.00	0.0%
b) Uses		7630-7699	0.00	0.00	0.00	0.00	0.00	0.0%
3) Contributions		8980-8999	(61,938,036.00)	(57,637,702.31)	(50,289,686.27)	(57,637,702.31)	0.00	0.0%
4) TOTAL, OTHER FINANCING SOURCES/USES			(62,281,156.00)	(57,980,822.31)	(51,009,686.27)	(57,980,822.31)		

Description	Resource Codes	Object Codes	Original Budget (A)	Board Approved Operating Budget (B)	Actuals To Date (C)	Projected Year Totals (D)	Difference (Col B & D) (E)	% Diff (E/B) (F)
<b>E. NET INCREASE (DECREASE) IN FUND BALANCE (C + D4)</b>			1,108,329.00	8,218,270.88	32,349,609.16	8,218,270.88		
<b>F. FUND BALANCE, RESERVES</b>								
1) Beginning Fund Balance								
a) As of July 1 - Unaudited		9791	26,345,804.00	40,326,773.05		40,326,773.05	0.00	0.0%
b) Audit Adjustments		9793	0.00	0.00		0.00	0.00	0.0%
c) As of July 1 - Audited (F1a + F1b)			26,345,804.00	40,326,773.05		40,326,773.05		
d) Other Restatements		9795	0.00	0.00		0.00	0.00	0.0%
e) Adjusted Beginning Balance (F1c + F1d)			26,345,804.00	40,326,773.05		40,326,773.05		
2) Ending Balance, June 30 (E + F1e)			27,454,133.00	48,545,043.93		48,545,043.93		
Components of Ending Fund Balance								
a) Nonspendable								
Revolving Cash		9711	225,000.00	225,000.00		225,000.00		
Stores		9712	320,000.00	320,000.00		320,000.00		
Prepaid Expenditures		9713	0.00	0.00		0.00		
All Others		9719	0.00	0.00		0.00		
b) Restricted		9740	0.00	0.00		0.00		
c) Committed								
Stabilization Arrangements		9750	0.00	0.00		0.00		
Other Commitments		9760	0.00	0.00		0.00		
d) Assigned								
Other Assignments		9780	8,146,000.00	17,080,257.00		17,080,257.00		
Future Costs Retirement/Prop 30	0000	9780	5,576,000.00					
Districtwide Technology Upgrades	0000	9780	2,000,000.00					
Buy Down 3 Days of Vacation Liability	0000	9780	570,000.00					
CCSS Prof. Learning for 2016-17	0000	9780		1,500,000.00				
Future Costs Retirement/Prop 30	0000	9780		13,010,257.00				
Districtwide Technology Upgrades	0000	9780		2,000,000.00				
Buy Down 3 Days of Vacation Liability	0000	9780		570,000.00				
CCSS Prof. Learning for 2016-17	0000	9780				1,500,000.00		
Future Costs Retirement/Prop 30	0000	9780				13,010,257.00		
Districtwide Technology Upgrades	0000	9780				2,000,000.00		
Buy Down 3 Days of Vacation Liability	0000	9780				570,000.00		
e) Unassigned/Unappropriated								
Reserve for Economic Uncertainties		9789	18,763,133.00	18,763,133.00		18,763,133.00		
Unassigned/Unappropriated Amount		9790	0.00	12,156,653.93		12,156,653.93		

Description	Resource Codes	Object Codes	Original Budget (A)	Board Approved Operating Budget (B)	Actuals To Date (C)	Projected Year Totals (D)	Difference (Col B & D) (E)	% Diff (E/B) (F)
<b>LCFF SOURCES</b>								
Principal Apportionment								
State Aid - Current Year		8011	238,649,196.00	229,675,499.00	135,126,236.00	229,675,499.00	0.00	0.0%
Education Protection Account State Aid - Current Year		8012	47,589,079.00	51,870,346.00	26,663,492.00	51,870,346.00	0.00	0.0%
State Aid - Prior Years		8019	0.00	0.00	0.00	0.00	0.00	0.0%
Tax Relief Subventions								
Homeowners' Exemptions		8021	656,229.00	722,121.00	365,992.72	722,121.00	0.00	0.0%
Timber Yield Tax		8022	0.00	0.00	0.00	0.00	0.00	0.0%
Other Subventions/In-Lieu Taxes		8029	0.00	0.00	0.00	0.00	0.00	0.0%
County & District Taxes								
Secured Roll Taxes		8041	55,414,518.00	58,450,258.00	32,209,498.27	58,450,258.00	0.00	0.0%
Unsecured Roll Taxes		8042	15,000.00	1,927,677.00	2,368,882.19	1,927,677.00	0.00	0.0%
Prior Years' Taxes		8043	4,641,631.00	2,579,565.00	756,440.70	2,579,565.00	0.00	0.0%
Supplemental Taxes		8044	309,833.00	1,135,069.00	354,959.13	1,135,069.00	0.00	0.0%
Education Revenue Augmentation Fund (ERAF)		8045	2,811,681.00	9,222,018.00	7,782,012.99	9,222,018.00	0.00	0.0%
Community Redevelopment Funds (SB 617/699/1992)		8047	623,996.00	422,737.00	272,715.99	422,737.00	0.00	0.0%
Penalties and Interest from Delinquent Taxes		8048	0.00	0.00	0.00	0.00	0.00	0.0%
Miscellaneous Funds (EC 41604)								
Royalties and Bonuses		8081	0.00	0.00	0.00	0.00	0.00	0.0%
Other In-Lieu Taxes		8082	0.00	11,700.00	5,039.81	11,700.00	0.00	0.0%
Less: Non-LCFF (50%) Adjustment		8089	0.00	(5,850.00)	0.00	(5,850.00)	0.00	0.0%
Subtotal, LCFF Sources			350,711,163.00	356,011,140.00	205,905,269.80	356,011,140.00	0.00	0.0%
<b>LCFF Transfers</b>								
Unrestricted LCFF Transfers - Current Year	0000	8091	0.00	0.00	0.00	0.00	0.00	0.0%
All Other LCFF Transfers - Current Year	All Other	8091	0.00	0.00	0.00	0.00	0.00	0.0%
Transfers to Charter Schools in Lieu of Property Taxes		8096	(8,045,190.00)	(8,912,548.00)	(1,296,104.00)	(8,912,548.00)	0.00	0.0%
Property Taxes Transfers		8097	0.00	0.00	0.00	0.00	0.00	0.0%
LCFF/Revenue Limit Transfers - Prior Years		8099	0.00	0.00	0.00	0.00	0.00	0.0%
<b>TOTAL, LCFF SOURCES</b>			<b>342,665,973.00</b>	<b>347,098,592.00</b>	<b>204,609,165.80</b>	<b>347,098,592.00</b>	<b>0.00</b>	<b>0.0%</b>
<b>FEDERAL REVENUE</b>								
Maintenance and Operations		8110	0.00	0.00	0.00	0.00	0.00	0.0%
Special Education Entitlement		8181	0.00	0.00	0.00	0.00		
Special Education Discretionary Grants		8182	0.00	0.00	0.00	0.00		
Child Nutrition Programs		8220	0.00	0.00	0.00	0.00		
Forest Reserve Funds		8260	0.00	0.00	0.00	0.00	0.00	0.0%
Flood Control Funds		8270	0.00	0.00	0.00	0.00	0.00	0.0%
Wildlife Reserve Funds		8280	0.00	0.00	0.00	0.00	0.00	0.0%
FEMA		8281	0.00	0.00	0.00	0.00	0.00	0.0%
Interagency Contracts Between LEAs		8285	0.00	0.00	0.00	0.00	0.00	0.0%
Pass-Through Revenues from Federal Sources		8287	0.00	0.00	0.00	0.00		
NCLB: Title I, Part A, Basic Grants Low-Income and Neglected	3010	8290						
NCLB: Title I, Part D, Local Delinquent Program	3025	8290						
NCLB: Title II, Part A, Teacher Quality	4035	8290						

Description	Resource Codes	Object Codes	Original Budget (A)	Board Approved Operating Budget (B)	Actuals To Date (C)	Projected Year Totals (D)	Difference (Col B & D) (E)	% Diff (E/B) (F)
NCLB: Title III, Immigration Education Program	4201	8290						
NCLB: Title III, Limited English Proficient (LEP) Student Program	4203	8290						
NCLB: Title V, Part B, Public Charter Schools Grant Program (PCSGP)	4610	8290						
Other No Child Left Behind	3011-3020, 3026-3199, 4036-4126, 5510	8290						
Vocational and Applied Technology Education	3500-3699	8290						
Safe and Drug Free Schools	3700-3799	8290						
All Other Federal Revenue	All Other	8290	0.00	0.00	0.00	0.00	0.00	0.0%
<b>TOTAL, FEDERAL REVENUE</b>			<b>0.00</b>	<b>0.00</b>	<b>0.00</b>	<b>0.00</b>	<b>0.00</b>	<b>0.0%</b>
<b>OTHER STATE REVENUE</b>								
Other State Apportionments								
ROC/P Entitlement								
Prior Years	6360	8319						
Special Education Master Plan								
Current Year	6500	8311						
Prior Years	6500	8319						
All Other State Apportionments - Current Year	All Other	8311	0.00	0.00	0.00	0.00	0.00	0.0%
All Other State Apportionments - Prior Years	All Other	8319	0.00	0.00	0.00	0.00	0.00	0.0%
Child Nutrition Programs		8520	0.00	0.00	0.00	0.00		
Mandated Costs Reimbursements		8550	22,727,915.00	21,962,161.00	19,002,185.00	21,962,161.00	0.00	0.0%
Lottery - Unrestricted and Instructional Materials		8560	5,222,130.00	5,222,130.00	2,528,832.46	5,222,130.00	0.00	0.0%
Tax Relief Subventions								
Restricted Levies - Other								
Homeowners' Exemptions		8575	0.00	0.00	0.00	0.00		
Other Subventions/In-Lieu Taxes		8576	0.00	0.00	0.00	0.00		
Pass-Through Revenues from State Sources		8587	0.00	0.00	0.00	0.00	0.00	0.0%
School Based Coordination Program	7250	8590						
After School Education and Safety (ASES)	6010	8590						
Charter School Facility Grant	6030	8590						
Drug/Alcohol/Tobacco Funds	6650, 6690	8590						
California Clean Energy Jobs Act	6230	8590						
Specialized Secondary	7370	8590						
American Indian Early Childhood Education	7210	8590						
Quality Education Investment Act	7400	8590						
Common Core State Standards Implementation	7405	8590						
All Other State Revenue	All Other	8590	0.00	48,890.00	48,890.00	48,890.00	0.00	0.0%
<b>TOTAL, OTHER STATE REVENUE</b>			<b>27,950,045.00</b>	<b>27,233,181.00</b>	<b>21,579,907.46</b>	<b>27,233,181.00</b>	<b>0.00</b>	<b>0.0%</b>

Description	Resource Codes	Object Codes	Original Budget (A)	Board Approved Operating Budget (B)	Actuals To Date (C)	Projected Year Totals (D)	Difference (Col B & D) (E)	% Diff (E/B) (F)
<b>OTHER LOCAL REVENUE</b>								
Other Local Revenue								
County and District Taxes								
Other Restricted Levies								
Secured Roll		8615	0.00	0.00	0.00	0.00		
Unsecured Roll		8616	0.00	0.00	0.00	0.00		
Prior Years' Taxes		8617	0.00	0.00	0.00	0.00		
Supplemental Taxes		8618	0.00	0.00	0.00	0.00		
Non-Ad Valorem Taxes								
Parcel Taxes		8621	0.00	0.00	0.00	0.00	0.00	0.0%
Other		8622	0.00	0.00	0.00	0.00	0.00	0.0%
Community Redevelopment Funds								
Not Subject to LCFF Deduction		8625	0.00	0.00	0.00	0.00		
Penalties and Interest from Delinquent Non-LCFF Taxes		8629	0.00	0.00	0.00	0.00		
Sales								
Sale of Equipment/Supplies		8631	0.00	456.60	11,002.25	456.60	0.00	0.0%
Sale of Publications		8632	0.00	0.00	0.00	0.00	0.00	0.0%
Food Service Sales		8634	0.00	0.00	0.00	0.00	0.00	0.0%
All Other Sales		8639	0.00	0.00	0.00	0.00	0.00	0.0%
Leases and Rentals		8650	300,000.00	300,000.00	334,458.48	300,000.00	0.00	0.0%
Interest		8660	50,000.00	50,000.00	4,494.48	50,000.00	0.00	0.0%
Net Increase (Decrease) in the Fair Value of Investments		8662	0.00	0.00	0.00	0.00	0.00	0.0%
Fees and Contracts								
Adult Education Fees		8671	0.00	0.00	0.00	0.00	0.00	0.0%
Non-Resident Students		8672	0.00	0.00	0.00	0.00	0.00	0.0%
Transportation Fees From Individuals		8675	0.00	0.00	0.00	0.00	0.00	0.0%
Interagency Services		8677	10,000.00	10,000.00	(2,000.00)	10,000.00	0.00	0.0%
Mitigation/Developer Fees		8681	0.00	0.00	0.00	0.00	0.00	0.0%
All Other Fees and Contracts		8689	0.00	0.00	0.00	0.00	0.00	0.0%
Other Local Revenue								
Plus: Misc Funds Non-LCFF (50%) Adjustment		8691	0.00	5,850.00	0.00	5,850.00	0.00	0.0%
Pass-Through Revenues From Local Sources		8697	0.00	0.00	0.00	0.00		
All Other Local Revenue		8699	116,000.00	697,439.65	937,974.50	697,439.65	0.00	0.0%
Tuition		8710	0.00	0.00	0.00	0.00	0.00	0.0%
All Other Transfers In		8781-8783	852,155.00	852,155.00	615,187.00	852,155.00	0.00	0.0%
Transfers Of Apportionments								
Special Education SELPA Transfers								
From Districts or Charter Schools	6500	8791						
From County Offices	6500	8792						
From JPAs	6500	8793						
ROC/P Transfers								
From Districts or Charter Schools	6360	8791						
From County Offices	6360	8792						
From JPAs	6360	8793						
Other Transfers of Apportionments								
From Districts or Charter Schools	All Other	8791	0.00	0.00	0.00	0.00	0.00	0.0%
From County Offices	All Other	8792	0.00	0.00	0.00	0.00	0.00	0.0%
From JPAs	All Other	8793	0.00	0.00	0.00	0.00	0.00	0.0%
All Other Transfers In from All Others		8799	0.00	0.00	0.00	0.00	0.00	0.0%
<b>TOTAL, OTHER LOCAL REVENUE</b>			<b>1,328,155.00</b>	<b>1,915,901.25</b>	<b>1,901,116.71</b>	<b>1,915,901.25</b>	<b>0.00</b>	<b>0.0%</b>
<b>TOTAL, REVENUES</b>			<b>371,944,173.00</b>	<b>376,247,674.25</b>	<b>228,090,189.97</b>	<b>376,247,674.25</b>	<b>0.00</b>	<b>0.0%</b>

Description	Resource Codes	Object Codes	Original Budget (A)	Board Approved Operating Budget (B)	Actuals To Date (C)	Projected Year Totals (D)	Difference (Col B & D) (E)	% Diff (E/B) (F)
Certificated Teachers' Salaries		1100	113,880,157.00	114,519,773.28	54,328,248.65	114,519,773.28	0.00	0.0%
Certificated Pupil Support Salaries		1200	4,918,800.57	5,760,217.21	2,582,864.33	5,760,217.21	0.00	0.0%
Certificated Supervisors' and Administrators' Salaries		1300	14,793,826.00	14,512,364.17	8,569,027.05	14,512,364.17	0.00	0.0%
Other Certificated Salaries		1900	4,437,516.00	3,391,438.46	694,554.53	3,391,438.46	0.00	0.0%
<b>TOTAL, CERTIFICATED SALARIES</b>			<b>138,030,299.57</b>	<b>138,183,793.12</b>	<b>66,174,694.56</b>	<b>138,183,793.12</b>	<b>0.00</b>	<b>0.0%</b>
<b>CLASSIFIED SALARIES</b>								
Classified Instructional Salaries		2100	1,068,054.00	1,403,954.77	654,279.26	1,403,954.77	0.00	0.0%
Classified Support Salaries		2200	14,612,472.00	14,824,977.11	8,420,003.58	14,824,977.11	0.00	0.0%
Classified Supervisors' and Administrators' Salaries		2300	3,696,076.00	3,750,902.31	2,198,695.00	3,750,902.31	0.00	0.0%
Clerical, Technical and Office Salaries		2400	14,793,200.00	13,993,007.44	7,390,512.97	13,993,007.44	0.00	0.0%
Other Classified Salaries		2900	1,722,306.00	1,849,294.76	821,215.73	1,849,294.76	0.00	0.0%
<b>TOTAL, CLASSIFIED SALARIES</b>			<b>35,892,108.00</b>	<b>35,822,136.39</b>	<b>19,484,706.54</b>	<b>35,822,136.39</b>	<b>0.00</b>	<b>0.0%</b>
<b>EMPLOYEE BENEFITS</b>								
STRS		3101-3102	14,888,458.00	16,397,992.34	6,921,419.61	16,397,992.34	0.00	0.0%
PERS		3201-3202	4,090,454.00	4,152,757.48	2,117,306.80	4,152,757.48	0.00	0.0%
OASDI/Medicare/Alternative		3301-3302	4,625,126.00	4,712,470.94	2,407,232.06	4,712,470.94	0.00	0.0%
Health and Welfare Benefits		3401-3402	50,494,270.13	47,836,160.11	23,666,857.51	47,836,160.11	0.00	0.0%
Unemployment Insurance		3501-3502	126,155.00	129,774.31	3.71	129,774.31	0.00	0.0%
Workers' Compensation		3601-3602	3,673,326.00	3,740,385.11	1,892,961.90	3,740,385.11	0.00	0.0%
OPEB, Allocated		3701-3702	14,645,320.00	14,767,873.31	7,509,838.46	14,767,873.31	0.00	0.0%
OPEB, Active Employees		3751-3752	6,095,000.00	6,095,000.00	0.00	6,095,000.00	0.00	0.0%
Other Employee Benefits		3901-3902	97,790.00	97,867.21	30,482.16	97,867.21	0.00	0.0%
<b>TOTAL, EMPLOYEE BENEFITS</b>			<b>98,735,899.13</b>	<b>97,930,280.81</b>	<b>44,546,102.21</b>	<b>97,930,280.81</b>	<b>0.00</b>	<b>0.0%</b>
<b>BOOKS AND SUPPLIES</b>								
Approved Textbooks and Core Curricula Materials		4100	191,148.00	135,788.21	14,392.14	135,788.21	0.00	0.0%
Books and Other Reference Materials		4200	150,958.00	135,470.62	16,358.33	135,470.62	0.00	0.0%
Materials and Supplies		4300	6,345,018.55	7,121,724.35	1,482,439.89	7,121,724.35	0.00	0.0%
Noncapitalized Equipment		4400	1,262,824.38	1,214,838.36	116,805.46	1,214,838.36	0.00	0.0%
Food		4700	0.00	0.00	0.00	0.00	0.00	0.0%
<b>TOTAL, BOOKS AND SUPPLIES</b>			<b>7,949,948.93</b>	<b>8,607,821.54</b>	<b>1,629,995.82</b>	<b>8,607,821.54</b>	<b>0.00</b>	<b>0.0%</b>
<b>SERVICES AND OTHER OPERATING EXPENDITURES</b>								
Subagreements for Services		5100	1,253,500.00	367,000.00	46,257.43	367,000.00	0.00	0.0%
Travel and Conferences		5200	207,481.16	496,532.65	100,409.84	496,532.65	0.00	0.0%
Dues and Memberships		5300	56,328.00	124,311.83	117,589.23	124,311.83	0.00	0.0%
Insurance		5400-5450	1,887,460.00	1,887,460.00	806,454.00	1,887,460.00	0.00	0.0%
Operations and Housekeeping Services		5500	9,380,369.00	9,376,145.68	4,191,736.86	9,376,145.68	0.00	0.0%
Rentals, Leases, Repairs, and Noncapitalized Improvements		5600	1,165,134.63	1,405,255.87	416,165.79	1,405,255.87	0.00	0.0%
Transfers of Direct Costs		5710	(137,695.00)	(714,287.73)	(245,219.22)	(714,287.73)	0.00	0.0%
Transfers of Direct Costs - Interfund		5750	(1,198,665.00)	(1,212,745.59)	(39,218.74)	(1,212,745.59)	0.00	0.0%
Professional/Consulting Services and Operating Expenditures		5800	12,815,138.67	14,373,497.26	5,159,019.64	14,373,497.26	0.00	0.0%
Communications		5900	540,924.00	1,005,892.07	299,978.58	1,005,892.07	0.00	0.0%
<b>TOTAL, SERVICES AND OTHER OPERATING EXPENDITURES</b>			<b>25,969,975.46</b>	<b>27,109,062.04</b>	<b>10,853,173.41</b>	<b>27,109,062.04</b>	<b>0.00</b>	<b>0.0%</b>

Description	Resource Codes	Object Codes	Original Budget (A)	Board Approved Operating Budget (B)	Actuals To Date (C)	Projected Year Totals (D)	Difference (Col B & D) (E)	% Diff (E/B) (F)
<b>CAPITAL OUTLAY</b>								
Land		6100	0.00	0.00	0.00	0.00	0.00	0.0%
Land Improvements		6170	0.00	480.00	51,595.00	480.00	0.00	0.0%
Buildings and Improvements of Buildings		6200	0.00	97,060.00	82,957.00	97,060.00	0.00	0.0%
Books and Media for New School Libraries or Major Expansion of School Libraries		6300	0.00	0.00	0.00	0.00	0.00	0.0%
Equipment		6400	2,020,359.14	2,046,896.94	1,981,824.56	2,046,896.94	0.00	0.0%
Equipment Replacement		6500	43,130.22	39,230.22	11,757.06	39,230.22	0.00	0.0%
<b>TOTAL, CAPITAL OUTLAY</b>			<b>2,063,489.36</b>	<b>2,183,667.16</b>	<b>2,128,133.62</b>	<b>2,183,667.16</b>	<b>0.00</b>	<b>0.0%</b>
<b>OTHER OUTGO (excluding Transfers of Indirect Costs)</b>								
Tuition								
Tuition for Instruction Under Interdistrict Attendance Agreements		7110	0.00	0.00	0.00	0.00	0.00	0.0%
State Special Schools		7130	0.00	0.00	33,907.00	0.00	0.00	0.0%
Tuition, Excess Costs, and/or Deficit Payments Payments to Districts or Charter Schools		7141	0.00	0.00	0.00	0.00	0.00	0.0%
Payments to County Offices		7142	0.00	0.00	0.00	0.00	0.00	0.0%
Payments to JPAs		7143	0.00	0.00	0.00	0.00	0.00	0.0%
Transfers of Pass-Through Revenues To Districts or Charter Schools		7211	0.00	0.00	0.00	0.00	0.00	0.0%
To County Offices		7212	0.00	0.00	0.00	0.00	0.00	0.0%
To JPAs		7213	0.00	0.00	0.00	0.00	0.00	0.0%
Special Education SELPA Transfers of Apportionments								
To Districts or Charter Schools	6500	7221						
To County Offices	6500	7222						
To JPAs	6500	7223						
ROC/P Transfers of Apportionments								
To Districts or Charter Schools	6360	7221						
To County Offices	6360	7222						
To JPAs	6360	7223						
Other Transfers of Apportionments	All Other	7221-7223	0.00	0.00	0.00	0.00	0.00	0.0%
All Other Transfers		7281-7283	0.00	0.00	0.00	0.00	0.00	0.0%
All Other Transfers Out to All Others		7299	0.00	0.00	0.00	0.00	0.00	0.0%
Debt Service								
Debt Service - Interest		7438	3,545,017.55	3,545,017.55	0.00	3,545,017.55	0.00	0.0%
Other Debt Service - Principal		7439	0.00	0.00	5,299.40	0.00	0.00	0.0%
<b>TOTAL, OTHER OUTGO (excluding Transfers of Indirect Costs)</b>			<b>3,545,017.55</b>	<b>3,545,017.55</b>	<b>39,206.40</b>	<b>3,545,017.55</b>	<b>0.00</b>	<b>0.0%</b>
<b>OTHER OUTGO - TRANSFERS OF INDIRECT COSTS</b>								
Transfers of Indirect Costs		7310	(2,104,909.00)	(1,804,908.78)	(125,118.02)	(1,804,908.78)	0.00	0.0%
Transfers of Indirect Costs - Interfund		7350	(1,527,141.00)	(1,528,288.77)	0.00	(1,528,288.77)	0.00	0.0%
<b>TOTAL, OTHER OUTGO - TRANSFERS OF INDIRECT COSTS</b>			<b>(3,632,050.00)</b>	<b>(3,333,197.55)</b>	<b>(125,118.02)</b>	<b>(3,333,197.55)</b>	<b>0.00</b>	<b>0.0%</b>
<b>TOTAL, EXPENDITURES</b>			<b>308,554,688.00</b>	<b>310,048,581.06</b>	<b>144,730,894.54</b>	<b>310,048,581.06</b>	<b>0.00</b>	<b>0.0%</b>

Description	Resource Codes	Object Codes	Original Budget (A)	Board Approved Operating Budget (B)	Actuals To Date (C)	Projected Year Totals (D)	Difference (Col B & D) (E)	% Diff (E/B) (F)
<b>INTERFUND TRANSFERS</b>								
<b>INTERFUND TRANSFERS IN</b>								
From: Special Reserve Fund		8912	0.00	0.00	0.00	0.00	0.00	0.0%
From: Bond Interest and Redemption Fund		8914	0.00	0.00	0.00	0.00	0.00	0.0%
Other Authorized Interfund Transfers In		8919	1,386,880.00	1,386,880.00	0.00	1,386,880.00	0.00	0.0%
(a) TOTAL, INTERFUND TRANSFERS IN			1,386,880.00	1,386,880.00	0.00	1,386,880.00	0.00	0.0%
<b>INTERFUND TRANSFERS OUT</b>								
To: Child Development Fund		7611	1,500,000.00	1,500,000.00	720,000.00	1,500,000.00	0.00	0.0%
To: Special Reserve Fund		7612	0.00	0.00	0.00	0.00	0.00	0.0%
To: State School Building Fund/ County School Facilities Fund		7613	0.00	0.00	0.00	0.00	0.00	0.0%
To: Cafeteria Fund		7616	0.00	0.00	0.00	0.00	0.00	0.0%
Other Authorized Interfund Transfers Out		7619	230,000.00	230,000.00	0.00	230,000.00	0.00	0.0%
(b) TOTAL, INTERFUND TRANSFERS OUT			1,730,000.00	1,730,000.00	720,000.00	1,730,000.00	0.00	0.0%
<b>OTHER SOURCES/USES</b>								
<b>SOURCES</b>								
State Apportionments Emergency Apportionments		8931	0.00	0.00	0.00	0.00	0.00	0.0%
Proceeds								
Proceeds from Sale/Lease- Purchase of Land/Buildings		8953	0.00	0.00	0.00	0.00	0.00	0.0%
Other Sources								
Transfers from Funds of Lapsed/Reorganized LEAs		8965	0.00	0.00	0.00	0.00	0.00	0.0%
Long-Term Debt Proceeds Proceeds from Certificates of Participation		8971	0.00	0.00	0.00	0.00	0.00	0.0%
Proceeds from Capital Leases		8972	0.00	0.00	0.00	0.00	0.00	0.0%
Proceeds from Lease Revenue Bonds		8973	0.00	0.00	0.00	0.00	0.00	0.0%
All Other Financing Sources		8979	0.00	0.00	0.00	0.00	0.00	0.0%
(c) TOTAL, SOURCES			0.00	0.00	0.00	0.00	0.00	0.0%
<b>USES</b>								
Transfers of Funds from Lapsed/Reorganized LEAs		7651	0.00	0.00	0.00	0.00	0.00	0.0%
All Other Financing Uses		7699	0.00	0.00	0.00	0.00	0.00	0.0%
(d) TOTAL, USES			0.00	0.00	0.00	0.00	0.00	0.0%
<b>CONTRIBUTIONS</b>								
Contributions from Unrestricted Revenues		8980	(61,938,036.00)	(57,637,702.31)	(50,289,686.27)	(57,637,702.31)	0.00	0.0%
Contributions from Restricted Revenues		8990	0.00	0.00	0.00	0.00	0.00	0.0%
(e) TOTAL, CONTRIBUTIONS			(61,938,036.00)	(57,637,702.31)	(50,289,686.27)	(57,637,702.31)	0.00	0.0%
<b>TOTAL, OTHER FINANCING SOURCES/USES</b>								
(a - b + c - d + e)			(62,281,156.00)	(57,980,822.31)	(51,009,686.27)	(57,980,822.31)	0.00	0.0%



Description	Resource Codes	Object Codes	Original Budget (A)	Board Approved Operating Budget (B)	Actuals To Date (C)	Projected Year Totals (D)	Difference (Col B & D) (E)	% Diff (E/B) (F)
<b>A. REVENUES</b>								
1) LCFF Sources		8010-8099	0.00	0.00	0.00	0.00	0.00	0.0%
2) Federal Revenue		8100-8299	46,049,160.00	46,670,560.34	12,398,063.73	46,670,560.34	0.00	0.0%
3) Other State Revenue		8300-8599	44,673,241.00	101,076,275.20	75,960,347.18	101,076,275.20	0.00	0.0%
4) Other Local Revenue		8600-8799	3,643,128.00	5,547,287.57	3,784,147.99	5,547,287.57	0.00	0.0%
5) TOTAL, REVENUES			94,365,529.00	153,294,123.11	92,142,558.90	153,294,123.11		
<b>B. EXPENDITURES</b>								
1) Certificated Salaries		1000-1999	42,226,696.50	42,431,323.95	18,873,768.77	42,431,323.95	0.00	0.0%
2) Classified Salaries		2000-2999	20,472,380.00	19,621,044.97	10,510,014.58	19,621,044.97	0.00	0.0%
3) Employee Benefits		3000-3999	37,617,340.50	46,475,930.09	16,655,610.02	46,475,930.09	0.00	0.0%
4) Books and Supplies		4000-4999	12,803,481.00	12,682,717.36	1,953,969.09	12,682,717.36	0.00	0.0%
5) Services and Other Operating Expenditures		5000-5999	31,915,670.00	34,353,965.95	14,496,599.38	34,353,965.95	0.00	0.0%
6) Capital Outlay		6000-6999	13,105,490.00	53,030,505.93	10,616,911.78	53,030,505.93	0.00	0.0%
7) Other Outgo (excluding Transfers of Indirect Costs)		7100-7299 7400-7499	0.00	0.00	0.00	0.00	0.00	0.0%
8) Other Outgo - Transfers of Indirect Costs		7300-7399	2,104,909.00	1,804,908.78	125,118.02	1,804,908.78	0.00	0.0%
9) TOTAL, EXPENDITURES			160,245,967.00	210,400,397.03	73,231,991.64	210,400,397.03		
<b>C. EXCESS (DEFICIENCY) OF REVENUES OVER EXPENDITURES BEFORE OTHER FINANCING SOURCES AND USES (A5 - B9)</b>			(65,880,438.00)	(57,106,273.92)	18,910,567.26	(57,106,273.92)		
<b>D. OTHER FINANCING SOURCES/USES</b>								
1) Interfund Transfers								
a) Transfers In		8900-8929	0.00	0.00	0.00	0.00	0.00	0.0%
b) Transfers Out		7600-7629	0.00	1,575,660.96	1,575,660.96	1,575,660.96	0.00	0.0%
2) Other Sources/Uses								
a) Sources		8930-8979	0.00	0.00	0.00	0.00	0.00	0.0%
b) Uses		7630-7699	0.00	0.00	0.00	0.00	0.00	0.0%
3) Contributions		8980-8999	61,938,036.00	57,637,702.31	50,289,686.27	57,637,702.31	0.00	0.0%
4) TOTAL, OTHER FINANCING SOURCES/USES			61,938,036.00	56,062,041.35	48,714,025.31	56,062,041.35		

Description	Resource Codes	Object Codes	Original Budget (A)	Board Approved Operating Budget (B)	Actuals To Date (C)	Projected Year Totals (D)	Difference (Col B & D) (E)	% Diff (E/B) (F)
<b>E. NET INCREASE (DECREASE) IN FUND BALANCE (C + D4)</b>			(3,942,402.00)	(1,044,232.57)	67,624,592.57	(1,044,232.57)		
<b>F. FUND BALANCE, RESERVES</b>								
1) Beginning Fund Balance								
a) As of July 1 - Unaudited		9791	3,942,402.00	4,457,524.38		4,457,524.38	0.00	0.0%
b) Audit Adjustments		9793	0.00	0.00		0.00	0.00	0.0%
c) As of July 1 - Audited (F1a + F1b)			3,942,402.00	4,457,524.38		4,457,524.38		
d) Other Restatements		9795	0.00	0.00		0.00	0.00	0.0%
e) Adjusted Beginning Balance (F1c + F1d)			3,942,402.00	4,457,524.38		4,457,524.38		
2) Ending Balance, June 30 (E + F1e)			0.00	3,413,291.81		3,413,291.81		
Components of Ending Fund Balance								
a) Nonspendable								
Revolving Cash		9711	0.00	0.00		0.00		
Stores		9712	0.00	0.00		0.00		
Prepaid Expenditures		9713	0.00	0.00		0.00		
All Others		9719	0.00	0.00		0.00		
b) Restricted		9740	0.00	3,413,291.81		3,413,291.81		
c) Committed								
Stabilization Arrangements		9750	0.00	0.00		0.00		
Other Commitments		9760	0.00	0.00		0.00		
d) Assigned								
Other Assignments		9780	0.00	0.00		0.00		
e) Unassigned/Unappropriated								
Reserve for Economic Uncertainties		9789	0.00	0.00		0.00		
Unassigned/Unappropriated Amount		9790	0.00	0.00		0.00		

Description	Resource Codes	Object Codes	Original Budget (A)	Board Approved Operating Budget (B)	Actuals To Date (C)	Projected Year Totals (D)	Difference (Col B & D) (E)	% Diff (E/B) (F)
<b>LCFF SOURCES</b>								
Principal Apportionment								
State Aid - Current Year		8011	0.00	0.00	0.00	0.00		
Education Protection Account State Aid - Current Year		8012	0.00	0.00	0.00	0.00		
State Aid - Prior Years		8019	0.00	0.00	0.00	0.00		
Tax Relief Subventions								
Homeowners' Exemptions		8021	0.00	0.00	0.00	0.00		
Timber Yield Tax		8022	0.00	0.00	0.00	0.00		
Other Subventions/In-Lieu Taxes		8029	0.00	0.00	0.00	0.00		
County & District Taxes								
Secured Roll Taxes		8041	0.00	0.00	0.00	0.00		
Unsecured Roll Taxes		8042	0.00	0.00	0.00	0.00		
Prior Years' Taxes		8043	0.00	0.00	0.00	0.00		
Supplemental Taxes		8044	0.00	0.00	0.00	0.00		
Education Revenue Augmentation Fund (ERAF)		8045	0.00	0.00	0.00	0.00		
Community Redevelopment Funds (SB 617/699/1992)		8047	0.00	0.00	0.00	0.00		
Penalties and Interest from Delinquent Taxes		8048	0.00	0.00	0.00	0.00		
Miscellaneous Funds (EC 41604)								
Royalties and Bonuses		8081	0.00	0.00	0.00	0.00		
Other In-Lieu Taxes		8082	0.00	0.00	0.00	0.00		
Less: Non-LCFF (50%) Adjustment		8089	0.00	0.00	0.00	0.00		
Subtotal, LCFF Sources			0.00	0.00	0.00	0.00		
<b>LCFF Transfers</b>								
Unrestricted LCFF Transfers - Current Year	0000	8091						
All Other LCFF Transfers - Current Year	All Other	8091	0.00	0.00	0.00	0.00	0.00	0.0%
Transfers to Charter Schools in Lieu of Property Taxes		8096	0.00	0.00	0.00	0.00		
Property Taxes Transfers		8097	0.00	0.00	0.00	0.00	0.00	0.0%
LCFF/Revenue Limit Transfers - Prior Years		8099	0.00	0.00	0.00	0.00	0.00	0.0%
<b>TOTAL, LCFF SOURCES</b>			<b>0.00</b>	<b>0.00</b>	<b>0.00</b>	<b>0.00</b>	<b>0.00</b>	<b>0.0%</b>
<b>FEDERAL REVENUE</b>								
Maintenance and Operations		8110	0.00	0.00	0.00	0.00	0.00	0.0%
Special Education Entitlement		8181	8,437,152.00	8,482,326.84	16,689.57	8,482,326.84	0.00	0.0%
Special Education Discretionary Grants		8182	1,064,825.00	1,201,674.84	119,177.67	1,201,674.84	0.00	0.0%
Child Nutrition Programs		8220	0.00	0.00	0.00	0.00	0.00	0.0%
Forest Reserve Funds		8260	0.00	0.00	0.00	0.00		
Flood Control Funds		8270	0.00	0.00	0.00	0.00		
Wildlife Reserve Funds		8280	0.00	0.00	0.00	0.00		
FEMA		8281	0.00	0.00	0.00	0.00	0.00	0.0%
Interagency Contracts Between LEAs		8285	0.00	13,200.00	13,200.00	13,200.00	0.00	0.0%
Pass-Through Revenues from Federal Sources		8287	0.00	0.00	0.00	0.00	0.00	0.0%
NCLB: Title I, Part A, Basic Grants Low-Income and Neglected	3010	8290	19,993,252.00	21,116,290.85	6,532,936.75	21,116,290.85	0.00	0.0%
NCLB: Title I, Part D, Local Delinquent Program	3025	8290	31,492.00	31,492.00	44,407.00	31,492.00	0.00	0.0%
NCLB: Title II, Part A, Teacher Quality	4035	8290	3,509,153.00	3,833,489.02	1,388,926.02	3,833,489.02	0.00	0.0%

Description	Resource Codes	Object Codes	Original Budget (A)	Board Approved Operating Budget (B)	Actuals To Date (C)	Projected Year Totals (D)	Difference (Col B & D) (E)	% Diff (E/B) (F)
NCLB: Title III, Immigration Education Program	4201	8290	0.00	0.00	0.00	0.00	0.00	0.0%
NCLB: Title III, Limited English Proficient (LEP) Student Program	4203	8290	850,000.00	1,706,775.77	541,810.98	1,706,775.77	0.00	0.0%
NCLB: Title V, Part B, Public Charter Schools Grant Program (PCSGP)	4610	8290	0.00	0.00	0.00	0.00	0.00	0.0%
Other No Child Left Behind	3011-3020, 3026-3199, 4036-4126, 5510	8290	5,126,302.00	5,952,743.45	3,251,570.05	5,952,743.45	0.00	0.0%
Vocational and Applied Technology Education	3500-3699	8290	456,348.00	489,442.00	185,857.72	489,442.00	0.00	0.0%
Safe and Drug Free Schools	3700-3799	8290	0.00	0.00	0.00	0.00	0.00	0.0%
All Other Federal Revenue	All Other	8290	6,580,636.00	3,843,125.57	303,487.97	3,843,125.57	0.00	0.0%
<b>TOTAL, FEDERAL REVENUE</b>			<b>46,049,160.00</b>	<b>46,670,560.34</b>	<b>12,398,063.73</b>	<b>46,670,560.34</b>	<b>0.00</b>	<b>0.0%</b>
<b>OTHER STATE REVENUE</b>								
Other State Apportionments								
ROC/P Entitlement Prior Years	6360	8319	0.00	0.00	0.00	0.00	0.00	0.0%
Special Education Master Plan Current Year	6500	8311	22,121,679.00	22,121,679.00	12,346,431.00	22,121,679.00	0.00	0.0%
Prior Years	6500	8319	0.00	0.00	0.00	0.00	0.00	0.0%
All Other State Apportionments - Current Year	All Other	8311	0.00	0.00	0.00	0.00	0.00	0.0%
All Other State Apportionments - Prior Years	All Other	8319	0.00	0.00	0.00	0.00	0.00	0.0%
Child Nutrition Programs		8520	0.00	0.00	0.00	0.00	0.00	0.0%
Mandated Costs Reimbursements		8550	0.00	0.00	0.00	0.00	0.00	0.0%
Lottery - Unrestricted and Instructional Materials		8560	1,387,128.00	1,387,128.00	1,070,535.42	1,387,128.00	0.00	0.0%
Tax Relief Subventions Restricted Levies - Other								
Homeowners' Exemptions		8575	0.00	0.00	0.00	0.00	0.00	0.0%
Other Subventions/In-Lieu Taxes		8576	0.00	0.00	0.00	0.00	0.00	0.0%
Pass-Through Revenues from State Sources		8587	0.00	0.00	0.00	0.00	0.00	0.0%
School Based Coordination Program	7250	8590	0.00	0.00	0.00	0.00	0.00	0.0%
After School Education and Safety (ASES)	6010	8590	6,186,446.00	6,186,446.00	4,021,877.02	6,186,446.00	0.00	0.0%
Charter School Facility Grant	6030	8590	0.00	0.00	0.00	0.00	0.00	0.0%
Drug/Alcohol/Tobacco Funds	6650, 6690	8590	600,000.00	683,306.18	178,756.68	683,306.18	0.00	0.0%
California Clean Energy Jobs Act	6230	8590	2,588,506.00	2,588,506.00	2,305,436.00	2,588,506.00	0.00	0.0%
Specialized Secondary	7370	8590	0.00	0.00	0.00	0.00	0.00	0.0%
American Indian Early Childhood Education	7210	8590	0.00	0.00	0.00	0.00	0.00	0.0%
Quality Education Investment Act	7400	8590	0.00	0.00	0.00	0.00	0.00	0.0%
Common Core State Standards Implementation	7405	8590	0.00	0.00	0.00	0.00	0.00	0.0%
All Other State Revenue	All Other	8590	11,789,482.00	68,109,210.02	56,037,311.06	68,109,210.02	0.00	0.0%
<b>TOTAL, OTHER STATE REVENUE</b>			<b>44,673,241.00</b>	<b>101,076,275.20</b>	<b>75,960,347.18</b>	<b>101,076,275.20</b>	<b>0.00</b>	<b>0.0%</b>

Description	Resource Codes	Object Codes	Original Budget (A)	Board Approved Operating Budget (B)	Actuals To Date (C)	Projected Year Totals (D)	Difference (Col B & D) (E)	% Diff (E/B) (F)
<b>OTHER LOCAL REVENUE</b>								
Other Local Revenue								
County and District Taxes								
Other Restricted Levies								
Secured Roll		8615	0.00	0.00	0.00	0.00	0.00	0.0%
Unsecured Roll		8616	0.00	0.00	0.00	0.00	0.00	0.0%
Prior Years' Taxes		8617	0.00	0.00	0.00	0.00	0.00	0.0%
Supplemental Taxes		8618	0.00	0.00	0.00	0.00	0.00	0.0%
Non-Ad Valorem Taxes								
Parcel Taxes		8621	0.00	0.00	0.00	0.00	0.00	0.0%
Other		8622	0.00	0.00	0.00	0.00	0.00	0.0%
Community Redevelopment Funds								
Not Subject to LCFF Deduction		8625	0.00	0.00	0.00	0.00	0.00	0.0%
Penalties and Interest from Delinquent Non-LCFF Taxes		8629	0.00	0.00	0.00	0.00	0.00	0.0%
Sales								
Sale of Equipment/Supplies		8631	0.00	0.00	0.00	0.00	0.00	0.0%
Sale of Publications		8632	0.00	0.00	0.00	0.00	0.00	0.0%
Food Service Sales		8634	0.00	0.00	0.00	0.00	0.00	0.0%
All Other Sales		8639	0.00	0.00	0.00	0.00	0.00	0.0%
Leases and Rentals		8650	0.00	0.00	0.00	0.00	0.00	0.0%
Interest		8660	0.00	0.00	(5,238.31)	0.00	0.00	0.0%
Net Increase (Decrease) in the Fair Value of Investments		8662	0.00	0.00	0.00	0.00	0.00	0.0%
Fees and Contracts								
Adult Education Fees		8671	0.00	0.00	0.00	0.00		
Non-Resident Students		8672	0.00	0.00	0.00	0.00		
Transportation Fees From Individuals		8675	0.00	0.00	0.00	0.00	0.00	0.0%
Interagency Services		8677	0.00	0.00	0.00	0.00	0.00	0.0%
Mitigation/Developer Fees		8681	0.00	0.00	0.00	0.00	0.00	0.0%
All Other Fees and Contracts		8689	0.00	0.00	0.00	0.00	0.00	0.0%
Other Local Revenue								
Plus: Misc Funds Non-LCFF (50%) Adjustme		8691	0.00	0.00	0.00	0.00		
Pass-Through Revenues From Local Sources		8697	0.00	0.00	0.00	0.00	0.00	0.0%
All Other Local Revenue		8699	3,643,128.00	5,547,287.57	3,789,386.30	5,547,287.57	0.00	0.0%
Tuition		8710	0.00	0.00	0.00	0.00	0.00	0.0%
All Other Transfers In		8781-8783	0.00	0.00	0.00	0.00	0.00	0.0%
Transfers Of Apportionments								
Special Education SELPA Transfers								
From Districts or Charter Schools	6500	8791	0.00	0.00	0.00	0.00	0.00	0.0%
From County Offices	6500	8792	0.00	0.00	0.00	0.00	0.00	0.0%
From JPAs	6500	8793	0.00	0.00	0.00	0.00	0.00	0.0%
ROC/P Transfers								
From Districts or Charter Schools	6360	8791	0.00	0.00	0.00	0.00	0.00	0.0%
From County Offices	6360	8792	0.00	0.00	0.00	0.00	0.00	0.0%
From JPAs	6360	8793	0.00	0.00	0.00	0.00	0.00	0.0%
Other Transfers of Apportionments								
From Districts or Charter Schools	All Other	8791	0.00	0.00	0.00	0.00	0.00	0.0%
From County Offices	All Other	8792	0.00	0.00	0.00	0.00	0.00	0.0%
From JPAs	All Other	8793	0.00	0.00	0.00	0.00	0.00	0.0%
All Other Transfers In from All Others		8799	0.00	0.00	0.00	0.00	0.00	0.0%
<b>TOTAL, OTHER LOCAL REVENUE</b>			<b>3,643,128.00</b>	<b>5,547,287.57</b>	<b>3,784,147.99</b>	<b>5,547,287.57</b>	<b>0.00</b>	<b>0.0%</b>
<b>TOTAL, REVENUES</b>			<b>94,365,529.00</b>	<b>153,294,123.11</b>	<b>92,142,558.90</b>	<b>153,294,123.11</b>	<b>0.00</b>	<b>0.0%</b>

Description	Resource Codes	Object Codes	Original Budget (A)	Board Approved Operating Budget (B)	Actuals To Date (C)	Projected Year Totals (D)	Difference (Col B & D) (E)	% Diff (E/B) (F)
<b>CERTIFICATED SALARIES</b>								
Certificated Teachers' Salaries		1100	27,454,022.00	27,123,497.07	11,756,570.04	27,123,497.07	0.00	0.0%
Certificated Pupil Support Salaries		1200	3,919,475.50	4,007,551.54	1,929,357.96	4,007,551.54	0.00	0.0%
Certificated Supervisors' and Administrators' Salaries		1300	3,038,601.00	3,415,707.85	1,892,385.02	3,415,707.85	0.00	0.0%
Other Certificated Salaries		1900	7,814,598.00	7,884,567.49	3,295,455.75	7,884,567.49	0.00	0.0%
<b>TOTAL, CERTIFICATED SALARIES</b>			<b>42,226,696.50</b>	<b>42,431,323.95</b>	<b>18,873,768.77</b>	<b>42,431,323.95</b>	<b>0.00</b>	<b>0.0%</b>
<b>CLASSIFIED SALARIES</b>								
Classified Instructional Salaries		2100	9,475,427.00	8,565,221.19	3,993,416.71	8,565,221.19	0.00	0.0%
Classified Support Salaries		2200	6,554,348.00	6,506,532.65	3,995,929.09	6,506,532.65	0.00	0.0%
Classified Supervisors' and Administrators' Salaries		2300	1,812,258.00	1,791,933.09	1,007,865.68	1,791,933.09	0.00	0.0%
Clerical, Technical and Office Salaries		2400	1,711,236.00	1,655,900.28	978,165.83	1,655,900.28	0.00	0.0%
Other Classified Salaries		2900	919,111.00	1,101,457.76	534,637.27	1,101,457.76	0.00	0.0%
<b>TOTAL, CLASSIFIED SALARIES</b>			<b>20,472,380.00</b>	<b>19,621,044.97</b>	<b>10,510,014.58</b>	<b>19,621,044.97</b>	<b>0.00</b>	<b>0.0%</b>
<b>EMPLOYEE BENEFITS</b>								
STRS		3101-3102	4,424,112.00	13,597,393.15	1,873,865.29	13,597,393.15	0.00	0.0%
PERS		3201-3202	2,251,969.00	2,285,105.96	1,226,849.71	2,285,105.96	0.00	0.0%
OASDI/Medicare/Alternative		3301-3302	2,103,128.00	2,148,082.96	1,096,391.68	2,148,082.96	0.00	0.0%
Health and Welfare Benefits		3401-3402	21,261,897.00	20,789,649.60	8,887,332.55	20,789,649.60	0.00	0.0%
Unemployment Insurance		3501-3502	101,388.50	99,008.73	3.48	99,008.73	0.00	0.0%
Workers' Compensation		3601-3602	1,326,067.00	1,354,061.98	649,328.90	1,354,061.98	0.00	0.0%
OPEB, Allocated		3701-3702	6,110,938.00	6,167,826.67	2,912,013.43	6,167,826.67	0.00	0.0%
OPEB, Active Employees		3751-3752	0.00	0.00	0.00	0.00	0.00	0.0%
Other Employee Benefits		3901-3902	37,841.00	34,801.04	9,824.98	34,801.04	0.00	0.0%
<b>TOTAL, EMPLOYEE BENEFITS</b>			<b>37,617,340.50</b>	<b>46,475,930.09</b>	<b>16,655,610.02</b>	<b>46,475,930.09</b>	<b>0.00</b>	<b>0.0%</b>
<b>BOOKS AND SUPPLIES</b>								
Approved Textbooks and Core Curricula Materials		4100	1,029,226.00	1,358,341.24	484,983.78	1,358,341.24	0.00	0.0%
Books and Other Reference Materials		4200	54,781.00	60,183.54	23,631.60	60,183.54	0.00	0.0%
Materials and Supplies		4300	9,223,042.00	8,573,319.05	1,117,303.95	8,573,319.05	0.00	0.0%
Noncapitalized Equipment		4400	2,496,432.00	2,690,873.53	328,049.76	2,690,873.53	0.00	0.0%
Food		4700	0.00	0.00	0.00	0.00	0.00	0.0%
<b>TOTAL, BOOKS AND SUPPLIES</b>			<b>12,803,481.00</b>	<b>12,682,717.36</b>	<b>1,953,969.09</b>	<b>12,682,717.36</b>	<b>0.00</b>	<b>0.0%</b>
<b>SERVICES AND OTHER OPERATING EXPENDITURES</b>								
Subagreements for Services		5100	27,360,412.00	28,542,056.36	12,599,631.83	28,542,056.36	0.00	0.0%
Travel and Conferences		5200	258,356.00	515,807.13	80,684.43	515,807.13	0.00	0.0%
Dues and Memberships		5300	2,100.00	11,830.00	7,357.10	11,830.00	0.00	0.0%
Insurance		5400-5450	0.00	0.00	0.00	0.00	0.00	0.0%
Operations and Housekeeping Services		5500	0.00	13,500.00	1,402.31	13,500.00	0.00	0.0%
Rentals, Leases, Repairs, and Noncapitalized Improvements		5600	322,183.00	405,933.37	158,440.37	405,933.37	0.00	0.0%
Transfers of Direct Costs		5710	137,695.00	714,287.73	245,219.22	714,287.73	0.00	0.0%
Transfers of Direct Costs - Interfund		5750	18,000.00	1,263.08	(18,568.75)	1,263.08	0.00	0.0%
Professional/Consulting Services and Operating Expenditures		5800	3,789,740.00	4,106,487.47	1,408,911.75	4,106,487.47	0.00	0.0%
Communications		5900	27,184.00	42,800.81	13,521.12	42,800.81	0.00	0.0%
<b>TOTAL, SERVICES AND OTHER OPERATING EXPENDITURES</b>			<b>31,915,670.00</b>	<b>34,353,965.95</b>	<b>14,496,599.38</b>	<b>34,353,965.95</b>	<b>0.00</b>	<b>0.0%</b>

Description	Resource Codes	Object Codes	Original Budget (A)	Board Approved Operating Budget (B)	Actuals To Date (C)	Projected Year Totals (D)	Difference (Col B & D) (E)	% Diff (E/B) (F)
<b>CAPITAL OUTLAY</b>								
Land		6100	0.00	0.00	0.00	0.00	0.00	0.0%
Land Improvements		6170	0.00	28,678,226.58	8,739,411.87	28,678,226.58	0.00	0.0%
Buildings and Improvements of Buildings		6200	9,657,490.00	24,078,725.38	1,806,585.04	24,078,725.38	0.00	0.0%
Books and Media for New School Libraries or Major Expansion of School Libraries		6300	0.00	0.00	0.00	0.00	0.00	0.0%
Equipment		6400	3,448,000.00	273,553.97	70,914.87	273,553.97	0.00	0.0%
Equipment Replacement		6500	0.00	0.00	0.00	0.00	0.00	0.0%
<b>TOTAL, CAPITAL OUTLAY</b>			<b>13,105,490.00</b>	<b>53,030,505.93</b>	<b>10,616,911.78</b>	<b>53,030,505.93</b>	<b>0.00</b>	<b>0.0%</b>
<b>OTHER OUTGO (excluding Transfers of Indirect Costs)</b>								
Tuition								
Tuition for Instruction Under Interdistrict Attendance Agreements		7110	0.00	0.00	0.00	0.00	0.00	0.0%
State Special Schools		7130	0.00	0.00	0.00	0.00	0.00	0.0%
Tuition, Excess Costs, and/or Deficit Payments Payments to Districts or Charter Schools		7141	0.00	0.00	0.00	0.00	0.00	0.0%
Payments to County Offices		7142	0.00	0.00	0.00	0.00	0.00	0.0%
Payments to JPAs		7143	0.00	0.00	0.00	0.00	0.00	0.0%
Transfers of Pass-Through Revenues To Districts or Charter Schools		7211	0.00	0.00	0.00	0.00	0.00	0.0%
To County Offices		7212	0.00	0.00	0.00	0.00	0.00	0.0%
To JPAs		7213	0.00	0.00	0.00	0.00	0.00	0.0%
Special Education SELPA Transfers of Apportionments To Districts or Charter Schools	6500	7221	0.00	0.00	0.00	0.00	0.00	0.0%
To County Offices	6500	7222	0.00	0.00	0.00	0.00	0.00	0.0%
To JPAs	6500	7223	0.00	0.00	0.00	0.00	0.00	0.0%
ROC/P Transfers of Apportionments To Districts or Charter Schools	6360	7221	0.00	0.00	0.00	0.00	0.00	0.0%
To County Offices	6360	7222	0.00	0.00	0.00	0.00	0.00	0.0%
To JPAs	6360	7223	0.00	0.00	0.00	0.00	0.00	0.0%
Other Transfers of Apportionments	All Other	7221-7223	0.00	0.00	0.00	0.00	0.00	0.0%
All Other Transfers		7281-7283	0.00	0.00	0.00	0.00	0.00	0.0%
All Other Transfers Out to All Others		7299	0.00	0.00	0.00	0.00	0.00	0.0%
Debt Service								
Debt Service - Interest		7438	0.00	0.00	0.00	0.00	0.00	0.0%
Other Debt Service - Principal		7439	0.00	0.00	0.00	0.00	0.00	0.0%
<b>TOTAL, OTHER OUTGO (excluding Transfers of Indirect Costs)</b>			<b>0.00</b>	<b>0.00</b>	<b>0.00</b>	<b>0.00</b>	<b>0.00</b>	<b>0.0%</b>
<b>OTHER OUTGO - TRANSFERS OF INDIRECT COSTS</b>								
Transfers of Indirect Costs		7310	2,104,909.00	1,804,908.78	125,118.02	1,804,908.78	0.00	0.0%
Transfers of Indirect Costs - Interfund		7350	0.00	0.00	0.00	0.00	0.00	0.0%
<b>TOTAL, OTHER OUTGO - TRANSFERS OF INDIRECT COSTS</b>			<b>2,104,909.00</b>	<b>1,804,908.78</b>	<b>125,118.02</b>	<b>1,804,908.78</b>	<b>0.00</b>	<b>0.0%</b>
<b>TOTAL, EXPENDITURES</b>			<b>160,245,967.00</b>	<b>210,400,397.03</b>	<b>73,231,991.64</b>	<b>210,400,397.03</b>	<b>0.00</b>	<b>0.0%</b>

Description	Resource Codes	Object Codes	Original Budget (A)	Board Approved Operating Budget (B)	Actuals To Date (C)	Projected Year Totals (D)	Difference (Col B & D) (E)	% Diff (E/B) (F)
<b>INTERFUND TRANSFERS</b>								
<b>INTERFUND TRANSFERS IN</b>								
From: Special Reserve Fund		8912	0.00	0.00	0.00	0.00	0.00	0.0%
From: Bond Interest and Redemption Fund		8914	0.00	0.00	0.00	0.00		
Other Authorized Interfund Transfers In		8919	0.00	0.00	0.00	0.00	0.00	0.0%
(a) TOTAL, INTERFUND TRANSFERS IN			0.00	0.00	0.00	0.00	0.00	0.0%
<b>INTERFUND TRANSFERS OUT</b>								
To: Child Development Fund		7611	0.00	0.00	0.00	0.00	0.00	0.0%
To: Special Reserve Fund		7612	0.00	0.00	0.00	0.00	0.00	0.0%
To: State School Building Fund/ County School Facilities Fund		7613	0.00	0.00	0.00	0.00	0.00	0.0%
To: Cafeteria Fund		7616	0.00	5,587.75	5,587.75	5,587.75	0.00	0.0%
Other Authorized Interfund Transfers Out		7619	0.00	1,570,073.21	1,570,073.21	1,570,073.21	0.00	0.0%
(b) TOTAL, INTERFUND TRANSFERS OUT			0.00	1,575,660.96	1,575,660.96	1,575,660.96	0.00	0.0%
<b>OTHER SOURCES/USES</b>								
<b>SOURCES</b>								
State Apportionments Emergency Apportionments		8931	0.00	0.00	0.00	0.00		
Proceeds								
Proceeds from Sale/Lease- Purchase of Land/Buildings		8953	0.00	0.00	0.00	0.00	0.00	0.0%
Other Sources								
Transfers from Funds of Lapsed/Reorganized LEAs		8965	0.00	0.00	0.00	0.00	0.00	0.0%
Long-Term Debt Proceeds Proceeds from Certificates of Participation		8971	0.00	0.00	0.00	0.00	0.00	0.0%
Proceeds from Capital Leases		8972	0.00	0.00	0.00	0.00	0.00	0.0%
Proceeds from Lease Revenue Bonds		8973	0.00	0.00	0.00	0.00	0.00	0.0%
All Other Financing Sources		8979	0.00	0.00	0.00	0.00	0.00	0.0%
(c) TOTAL, SOURCES			0.00	0.00	0.00	0.00	0.00	0.0%
<b>USES</b>								
Transfers of Funds from Lapsed/Reorganized LEAs		7651	0.00	0.00	0.00	0.00	0.00	0.0%
All Other Financing Uses		7699	0.00	0.00	0.00	0.00	0.00	0.0%
(d) TOTAL, USES			0.00	0.00	0.00	0.00	0.00	0.0%
<b>CONTRIBUTIONS</b>								
Contributions from Unrestricted Revenues		8980	61,938,036.00	57,637,702.31	50,289,686.27	57,637,702.31	0.00	0.0%
Contributions from Restricted Revenues		8990	0.00	0.00	0.00	0.00	0.00	0.0%
(e) TOTAL, CONTRIBUTIONS			61,938,036.00	57,637,702.31	50,289,686.27	57,637,702.31	0.00	0.0%
<b>TOTAL, OTHER FINANCING SOURCES/USES</b>								
(a - b + c - d + e)			61,938,036.00	56,062,041.35	48,714,025.31	56,062,041.35	0.00	0.0%



<u>Resource</u>	<u>Description</u>	<u>2015-16 Projected Year Totals</u>
3010	NCLB: Title I, Part A, Basic Grants Low-Inco	300,318.06
6264	Educator Effectiveness	2,669,988.00
9010	Other Restricted Local	442,985.75
Total, Restricted Balance		<u>3,413,291.81</u>

Description	Object Codes	Projected Year Totals (Form 01I) (A)	% Change (Cols. C-A/A) (B)	2016-17 Projection (C)	% Change (Cols. E-C/C) (D)	2017-18 Projection (E)
(Enter projections for subsequent years 1 and 2 in Columns C and E; current year - Column A - is extracted)						
<b>A. REVENUES AND OTHER FINANCING SOURCES</b>						
1. LCFF/Revenue Limit Sources	8010-8099	347,098,592.00	4.80%	363,752,784.00	1.98%	370,964,829.00
2. Federal Revenues	8100-8299	46,670,560.34	-4.30%	44,664,486.65	0.00%	44,664,486.65
3. Other State Revenues	8300-8599	128,309,456.20	-50.72%	63,230,373.74	-10.65%	56,497,607.01
4. Other Local Revenues	8600-8799	7,463,188.82	0.00%	7,463,188.82	0.00%	7,463,188.82
5. Other Financing Sources						
a. Transfers In	8900-8929	1,386,880.00	1.60%	1,409,070.08	2.48%	1,444,015.02
b. Other Sources	8930-8979	0.00	0.00%	0.00	0.00%	0.00
c. Contributions	8980-8999	0.00	0.00%	0.00	0.00%	0.00
6. Total (Sum lines A1 thru A5c)		530,928,677.36	-9.49%	480,519,903.29	0.11%	481,034,126.50
<b>B. EXPENDITURES AND OTHER FINANCING USES</b>						
1. Certificated Salaries						
a. Base Salaries				180,615,117.07		190,777,361.75
b. Step & Column Adjustment				2,819,369.88		2,861,660.43
c. Cost-of-Living Adjustment				0.00		0.00
d. Other Adjustments				7,342,874.80		(2,595,000.00)
e. Total Certificated Salaries (Sum lines B1a thru B1d)	1000-1999	180,615,117.07	5.63%	190,777,361.75	0.14%	191,044,022.18
2. Classified Salaries						
a. Base Salaries				55,443,181.36		56,347,559.13
b. Step & Column Adjustment				557,896.63		563,475.59
c. Cost-of-Living Adjustment				0.00		0.00
d. Other Adjustments				346,481.14		250,000.00
e. Total Classified Salaries (Sum lines B2a thru B2d)	2000-2999	55,443,181.36	1.63%	56,347,559.13	1.44%	57,161,034.72
3. Employee Benefits	3000-3999	144,406,210.90	7.50%	155,242,404.71	5.46%	163,720,238.52
4. Books and Supplies	4000-4999	21,290,538.90	0.22%	21,337,851.83	-14.98%	18,141,092.83
5. Services and Other Operating Expenditures	5000-5999	61,463,027.99	0.09%	61,518,493.99	-0.39%	61,275,618.99
6. Capital Outlay	6000-6999	55,214,173.09	-92.25%	4,280,077.53	-38.78%	2,620,077.53
7. Other Outgo (excluding Transfers of Indirect Costs)	7100-7299, 7400-7499	3,545,017.55	-17.77%	2,915,017.55	0.00%	2,915,017.55
8. Other Outgo - Transfers of Indirect Costs	7300-7399	(1,528,288.77)	0.11%	(1,529,991.77)	0.00%	(1,529,991.77)
9. Other Financing Uses						
a. Transfers Out	7600-7629	3,305,660.96	-47.67%	1,730,000.00	0.00%	1,730,000.00
b. Other Uses	7630-7699	0.00	0.00%	0.00	0.00%	0.00
10. Other Adjustments				0.00		(2,805,466.95)
11. Total (Sum lines B1 thru B10)		523,754,639.05	-5.94%	492,618,774.72	0.34%	494,271,643.60
<b>C. NET INCREASE (DECREASE) IN FUND BALANCE</b> (Line A6 minus line B11)						
		7,174,038.31		(12,098,871.43)		(13,237,517.10)
<b>D. FUND BALANCE</b>						
1. Net Beginning Fund Balance (Form 01I, line F1e)		44,784,297.43		51,958,335.74		39,859,464.31
2. Ending Fund Balance (Sum lines C and D1)		51,958,335.74		39,859,464.31		26,621,947.21
3. Components of Ending Fund Balance (Form 01I)						
a. Nonspendable	9710-9719	545,000.00		545,000.00		545,000.00
b. Restricted	9740	3,413,291.81		0.00		0.00
c. Committed						
1. Stabilization Arrangements	9750	0.00		0.00		0.00
2. Other Commitments	9760	0.00		0.00		0.00
d. Assigned	9780	17,080,257.00		17,080,257.00		6,063,814.21
e. Unassigned/Unappropriated						
1. Reserve for Economic Uncertainties	9789	18,763,133.00		20,013,133.00		20,013,133.00
2. Unassigned/Unappropriated	9790	12,156,653.93		2,221,074.31		0.00
f. Total Components of Ending Fund Balance (Line D3f must agree with line D2)		51,958,335.74		39,859,464.31		26,621,947.21

Description	Object Codes	Projected Year Totals (Form 01I) (A)	% Change (Cols. C-A/A) (B)	2016-17 Projection (C)	% Change (Cols. E-C/C) (D)	2017-18 Projection (E)
<b>E. AVAILABLE RESERVES (Unrestricted except as noted)</b>						
1. General Fund						
a. Stabilization Arrangements	9750	0.00		0.00		0.00
b. Reserve for Economic Uncertainties	9789	18,763,133.00		20,013,133.00		20,013,133.00
c. Unassigned/Unappropriated	9790	12,156,653.93		2,221,074.31		0.00
d. Negative Restricted Ending Balances (Negative resources 2000-9999)	979Z			0.00		0.00
2. Special Reserve Fund - Noncapital Outlay (Fund 17)						
a. Stabilization Arrangements	9750	0.00		0.00		0.00
b. Reserve for Economic Uncertainties	9789	0.00		0.00		0.00
c. Unassigned/Unappropriated	9790	0.00		0.00		0.00
3. Total Available Reserves - by Amount (Sum lines E1 thru E2c)		30,919,786.93		22,234,207.31		20,013,133.00
4. Total Available Reserves - by Percent (Line E3 divided by Line F3c)		5.90%		4.51%		4.05%
<b>F. RECOMMENDED RESERVES</b>						
1. Special Education Pass-through Exclusions						
For districts that serve as the administrative unit (AU) of a special education local plan area (SELPA):						
a. Do you choose to exclude from the reserve calculation the pass-through funds distributed to SELPA members?	No					
b. If you are the SELPA AU and are excluding special education pass-through funds:						
1. Enter the name(s) of the SELPA(s):						
2. Special education pass-through funds (Column A: Fund 10, resources 3300-3499 and 6500-6540, objects 7211-7213 and 7221-7223; enter projections for subsequent years 1 and 2 in Columns C and E)						
		0.00		0.00		0.00
2. District ADA						
Used to determine the reserve standard percentage level on line F3d (Col. A: Form AI, Estimated P-2 ADA column, lines A6 and C4; enter projections)						
		38,825.22		38,425.22		38,025.22
3. Calculating the Reserves						
a. Expenditures and Other Financing Uses (Line B11)		523,754,639.05		492,618,774.72		494,271,643.60
b. Plus: Special Education Pass-through Funds (Line F1b2, if Line F1a is No)		0.00		0.00		0.00
c. Total Expenditures and Other Financing Uses (Line F3a plus line F3b)		523,754,639.05		492,618,774.72		494,271,643.60
d. Reserve Standard Percentage Level (Refer to Form 01CSI, Criterion 10 for calculation details)		2%		2%		2%
e. Reserve Standard - By Percent (Line F3c times F3d)		10,475,092.78		9,852,375.49		9,885,432.87
f. Reserve Standard - By Amount (Refer to Form 01CSI, Criterion 10 for calculation details)		0.00		0.00		0.00
g. Reserve Standard (Greater of Line F3e or F3f)		10,475,092.78		9,852,375.49		9,885,432.87
h. Available Reserves (Line E3) Meet Reserve Standard (Line F3g)		YES		YES		YES

Description	Object Codes	Projected Year Totals (Form 011) (A)	% Change (Cols. C-A/A) (B)	2016-17 Projection (C)	% Change (Cols. E-C/C) (D)	2017-18 Projection (E)
(Enter projections for subsequent years 1 and 2 in Columns C and E; current year - Column A - is extracted)						
<b>A. REVENUES AND OTHER FINANCING SOURCES</b>						
1. LCFF/Revenue Limit Sources	8010-8099	347,098,592.00	4.80%	363,752,784.00	1.98%	370,964,829.00
2. Federal Revenues	8100-8299	0.00	0.00%		0.00%	
3. Other State Revenues	8300-8599	27,233,181.00	-45.45%	14,855,901.14	-53.40%	6,923,447.49
4. Other Local Revenues	8600-8799	1,915,901.25	0.00%	1,915,901.25	0.00%	1,915,901.25
5. Other Financing Sources						
a. Transfers In	8900-8929	1,386,880.00	1.60%	1,409,070.08	2.48%	1,444,015.02
b. Other Sources	8930-8979	0.00	0.00%		0.00%	
c. Contributions	8980-8999	(57,637,702.31)	2.37%	(59,002,267.84)	2.35%	(60,387,301.86)
6. Total (Sum lines A1 thru A5c)		319,996,851.94	0.92%	322,931,388.63	-0.64%	320,860,890.90
<b>B. EXPENDITURES AND OTHER FINANCING USES</b>						
1. Certificated Salaries						
a. Base Salaries				138,183,793.12		147,584,095.67
b. Step & Column Adjustment				2,181,045.75		2,213,761.44
c. Cost-of-Living Adjustment						
d. Other Adjustments				7,219,256.80		(1,095,000.00)
e. Total Certificated Salaries (Sum lines B1a thru B1d)	1000-1999	138,183,793.12	6.80%	147,584,095.67	0.76%	148,702,857.11
2. Classified Salaries						
a. Base Salaries				35,822,136.39		36,911,200.97
b. Step & Column Adjustment				365,457.44		369,112.01
c. Cost-of-Living Adjustment						
d. Other Adjustments				723,607.14		0.00
e. Total Classified Salaries (Sum lines B2a thru B2d)	2000-2999	35,822,136.39	3.04%	36,911,200.97	1.00%	37,280,312.98
3. Employee Benefits	3000-3999	97,930,280.81	8.84%	106,591,969.87	5.33%	112,275,245.17
4. Books and Supplies	4000-4999	8,607,821.54	12.40%	9,674,780.54	-27.86%	6,979,071.54
5. Services and Other Operating Expenditures	5000-5999	27,109,062.04	1.97%	27,641,860.04	-1.21%	27,307,860.04
6. Capital Outlay	6000-6999	2,183,667.16	-15.57%	1,843,667.16	-90.04%	183,667.16
7. Other Outgo (excluding Transfers of Indirect Costs)	7100-7299, 7400-7499	3,545,017.55	-17.77%	2,915,017.55	0.00%	2,915,017.55
8. Other Outgo - Transfers of Indirect Costs	7300-7399	(3,333,197.55)	-1.73%	(3,275,623.55)	0.00%	(3,275,623.55)
9. Other Financing Uses						
a. Transfers Out	7600-7629	1,730,000.00	0.00%	1,730,000.00	0.00%	1,730,000.00
b. Other Uses	7630-7699	0.00	0.00%		0.00%	
10. Other Adjustments (Explain in Section F below)						
11. Total (Sum lines B1 thru B10)		311,778,581.06	6.36%	331,616,968.25	0.75%	334,098,408.00
<b>C. NET INCREASE (DECREASE) IN FUND BALANCE</b>						
(Line A6 minus line B11)		8,218,270.88		(8,685,579.62)		(13,237,517.10)
<b>D. FUND BALANCE</b>						
1. Net Beginning Fund Balance (Form 01I, line F1e)		40,326,773.05		48,545,043.93		39,859,464.31
2. Ending Fund Balance (Sum lines C and D1)		48,545,043.93		39,859,464.31		26,621,947.21
3. Components of Ending Fund Balance (Form 01I)						
a. Nonspendable	9710-9719	545,000.00		545,000.00		545,000.00
b. Restricted	9740					
c. Committed						
1. Stabilization Arrangements	9750	0.00				
2. Other Commitments	9760	0.00				
d. Assigned	9780	17,080,257.00		17,080,257.00		6,063,814.21
e. Unassigned/Unappropriated						
1. Reserve for Economic Uncertainties	9789	18,763,133.00		20,013,133.00		20,013,133.00
2. Unassigned/Unappropriated	9790	12,156,653.93		2,221,074.31		0.00
f. Total Components of Ending Fund Balance (Line D3f must agree with line D2)		48,545,043.93		39,859,464.31		26,621,947.21

Description	Object Codes	Projected Year Totals (Form 011) (A)	% Change (Cols. C-A/A) (B)	2016-17 Projection (C)	% Change (Cols. E-C/C) (D)	2017-18 Projection (E)
<b>E. AVAILABLE RESERVES</b>						
1. General Fund						
a. Stabilization Arrangements	9750	0.00		0.00		0.00
b. Reserve for Economic Uncertainties	9789	18,763,133.00		20,013,133.00		20,013,133.00
c. Unassigned/Unappropriated	9790	12,156,653.93		2,221,074.31		0.00
(Enter other reserve projections in Columns C and E for subsequent years 1 and 2; current year - Column A - is extracted)						
2. Special Reserve Fund - Noncapital Outlay (Fund 17)						
a. Stabilization Arrangements	9750	0.00				
b. Reserve for Economic Uncertainties	9789	0.00				
c. Unassigned/Unappropriated	9790	0.00				
3. Total Available Reserves (Sum lines E1a thru E2c)		30,919,786.93		22,234,207.31		20,013,133.00
<b>F. ASSUMPTIONS</b>						
Please provide below or on a separate attachment, the assumptions used to determine the projections for the first and second subsequent fiscal years. Further, please include an explanation for any significant expenditure adjustments projected in lines B1d, B2d, and B10. For additional information, please refer to the Budget Assumptions section of the SACS Financial Reporting Software User Guide.						
FY 2016-17 & 2017-18 assume COLA increase in State revenues and maintain minimum required contribution to ongoing maintenance and repair. FY 2016-17 includes reduction in one-time discretionary funds that are included in 2015-16. FY 2016-17 line B1d assumes full implementation of K-3 CSR and 2% compensation increase. FY 2016-17 line B2d assumes 2% compensation increase.						

Description	Object Codes	Projected Year Totals (Form 011) (A)	% Change (Cols. C-A/A) (B)	2016-17 Projection (C)	% Change (Cols. E-C/C) (D)	2017-18 Projection (E)
(Enter projections for subsequent years 1 and 2 in Columns C and E; current year - Column A - is extracted)						
<b>A. REVENUES AND OTHER FINANCING SOURCES</b>						
1. LCFF/Revenue Limit Sources	8010-8099	0.00	0.00%		0.00%	
2. Federal Revenues	8100-8299	46,670,560.34	-4.30%	44,664,486.65	0.00%	44,664,486.65
3. Other State Revenues	8300-8599	101,076,275.20	-52.14%	48,374,472.60	2.48%	49,574,159.52
4. Other Local Revenues	8600-8799	5,547,287.57	0.00%	5,547,287.57	0.00%	5,547,287.57
5. Other Financing Sources						
a. Transfers In	8900-8929	0.00	0.00%		0.00%	
b. Other Sources	8930-8979	0.00	0.00%		0.00%	
c. Contributions	8980-8999	57,637,702.31	2.37%	59,002,267.84	2.35%	60,387,301.86
6. Total (Sum lines A1 thru A5c)		210,931,825.42	-25.29%	157,588,514.66	1.64%	160,173,235.60
<b>B. EXPENDITURES AND OTHER FINANCING USES</b>						
1. Certificated Salaries						
a. Base Salaries				42,431,323.95		43,193,266.08
b. Step & Column Adjustment				638,324.13		647,898.99
c. Cost-of-Living Adjustment						
d. Other Adjustments				123,618.00		(1,500,000.00)
e. Total Certificated Salaries (Sum lines B1a thru B1d)	1000-1999	42,431,323.95	1.80%	43,193,266.08	-1.97%	42,341,165.07
2. Classified Salaries						
a. Base Salaries				19,621,044.97		19,436,358.16
b. Step & Column Adjustment				192,439.19		194,363.58
c. Cost-of-Living Adjustment						
d. Other Adjustments				(377,126.00)		250,000.00
e. Total Classified Salaries (Sum lines B2a thru B2d)	2000-2999	19,621,044.97	-0.94%	19,436,358.16	2.29%	19,880,721.74
3. Employee Benefits	3000-3999	46,475,930.09	4.68%	48,650,434.84	5.74%	51,444,993.35
4. Books and Supplies	4000-4999	12,682,717.36	-8.04%	11,663,071.29	-4.30%	11,162,021.29
5. Services and Other Operating Expenditures	5000-5999	34,353,965.95	-1.39%	33,876,633.95	0.27%	33,967,758.95
6. Capital Outlay	6000-6999	53,030,505.93	-95.41%	2,436,410.37	0.00%	2,436,410.37
7. Other Outgo (excluding Transfers of Indirect Costs)	7100-7299, 7400-7499	0.00	0.00%		0.00%	
8. Other Outgo - Transfers of Indirect Costs	7300-7399	1,804,908.78	-3.28%	1,745,631.78	0.00%	1,745,631.78
9. Other Financing Uses						
a. Transfers Out	7600-7629	1,575,660.96	-100.00%	0.00	0.00%	0.00
b. Other Uses	7630-7699	0.00	0.00%		0.00%	
10. Other Adjustments (Explain in Section F below)						(2,805,466.95)
11. Total (Sum lines B1 thru B10)		211,976,057.99	-24.05%	161,001,806.47	-0.51%	160,173,235.60
<b>C. NET INCREASE (DECREASE) IN FUND BALANCE</b>						
(Line A6 minus line B11)						
		(1,044,232.57)		(3,413,291.81)		0.00
<b>D. FUND BALANCE</b>						
1. Net Beginning Fund Balance (Form 011, line F1e)		4,457,524.38		3,413,291.81		0.00
2. Ending Fund Balance (Sum lines C and D1)		3,413,291.81		0.00		0.00
3. Components of Ending Fund Balance (Form 011)						
a. Nonspendable	9710-9719	0.00				
b. Restricted	9740	3,413,291.81				
c. Committed						
1. Stabilization Arrangements	9750					
2. Other Commitments	9760					
d. Assigned	9780					
e. Unassigned/Unappropriated						
1. Reserve for Economic Uncertainties	9789					
2. Unassigned/Unappropriated	9790	0.00		0.00		0.00
f. Total Components of Ending Fund Balance						
(Line D3f must agree with line D2)		3,413,291.81		0.00		0.00

Description	Object Codes	Projected Year Totals (Form 011) (A)	% Change (Cols. C-A/A) (B)	2016-17 Projection (C)	% Change (Cols. E-C/C) (D)	2017-18 Projection (E)
<b>E. AVAILABLE RESERVES</b>						
1. General Fund						
a. Stabilization Arrangements	9750					
b. Reserve for Economic Uncertainties	9789					
c. Unassigned/Unappropriated Amount	9790					
(Enter current year reserve projections in Column A, and other reserve projections in Columns C and E for subsequent years 1 and 2)						
2. Special Reserve Fund - Noncapital Outlay (Fund 17)						
a. Stabilization Arrangements	9750					
b. Reserve for Economic Uncertainties	9789					
c. Unassigned/Unappropriated	9790					
<b>3. Total Available Reserves (Sum lines E1a thru E2c)</b>						
<b>F. ASSUMPTIONS</b>						
Please provide below or on a separate attachment, the assumptions used to determine the projections for the first and second subsequent fiscal years. Further, please include an explanation for any significant expenditure adjustments projected in lines B1d, B2d, and B10. For additional information, please refer to the Budget Assumptions section of the SACS Financial Reporting Software User Guide.						
FY 2016-17 assumes 2.8% reduction to Federal revenues. The decrease in State revenues includes \$52 million for Emergency Repair and \$2.6 million for Educator Effectiveness. FY 2016-17 and 2017-18 lines B1d and B2d for restricted funds as revenues decrease the expenditures also decrease. FY 2016-17 includes \$2.4 million Educator Effectiveness carryover. FY 2017-18 does not include carryover or one-time grants. FY 2017-18 B10 Board and staff will take appropriate action to reduce expenditures.						

# **SPECIAL REVENUE FUNDS**

**Special Revenue Funds Definition**

The Special Revenue Funds are used to account for the proceeds of specific revenue sources that are legally restricted to expenditures for specified purposes. This classification includes the Charter Schools, Adult Education, Child Development, Cafeteria and Deferred Maintenance Funds.



Description	Resource Codes	Object Codes	Original Budget (A)	Board Approved Operating Budget (B)	Actuals To Date (C)	Projected Year Totals (D)	Difference (Col B & D) (E)	% Diff Column B & D (F)
<b>A. REVENUES</b>								
1) LCFF Sources		8010-8099	16,208,817.00	16,208,817.00	7,488,327.00	16,208,817.00	0.00	0.0%
2) Federal Revenue		8100-8299	332,517.00	349,387.44	574.00	349,387.44	0.00	0.0%
3) Other State Revenue		8300-8599	304,456.00	1,865,585.45	1,216,393.23	1,865,585.45	0.00	0.0%
4) Other Local Revenue		8600-8799	0.00	4,477.06	4,126.87	4,477.06	0.00	0.0%
5) TOTAL, REVENUES			16,845,790.00	18,428,266.95	8,709,421.10	18,428,266.95		
<b>B. EXPENDITURES</b>								
1) Certificated Salaries		1000-1999	6,759,977.00	6,778,007.76	3,654,337.00	6,778,007.76	0.00	0.0%
2) Classified Salaries		2000-2999	962,907.00	964,129.00	548,084.67	964,129.00	0.00	0.0%
3) Employee Benefits		3000-3999	4,868,430.00	5,227,844.00	2,135,079.03	5,227,844.00	0.00	0.0%
4) Books and Supplies		4000-4999	518,324.00	4,031,907.84	366,136.28	4,031,907.84	0.00	0.0%
5) Services and Other Operating Expenditures		5000-5999	1,811,061.00	1,992,683.79	400,892.35	1,992,683.79	0.00	0.0%
6) Capital Outlay		6000-6999	2,992.00	245,897.45	69,047.51	245,897.45	0.00	0.0%
7) Other Outgo (excluding Transfers of Indirect Costs)		7100-7299, 7400-7499	0.00	0.00	0.00	0.00	0.00	0.0%
8) Other Outgo - Transfers of Indirect Costs		7300-7399	0.00	0.00	0.00	0.00	0.00	0.0%
9) TOTAL, EXPENDITURES			14,923,691.00	19,240,469.84	7,173,576.84	19,240,469.84		
<b>C. EXCESS (DEFICIENCY) OF REVENUES OVER EXPENDITURES BEFORE OTHER FINANCING SOURCES AND USES (A5 - B9)</b>			1,922,099.00	(812,202.89)	1,535,844.26	(812,202.89)		
<b>D. OTHER FINANCING SOURCES/USES</b>								
1) Interfund Transfers								
a) Transfers In		8900-8929	0.00	0.00	0.00	0.00	0.00	0.0%
b) Transfers Out		7600-7629	1,386,880.00	1,386,880.00	0.00	1,386,880.00	0.00	0.0%
2) Other Sources/Uses								
a) Sources		8930-8979	0.00	0.00	0.00	0.00	0.00	0.0%
b) Uses		7630-7699	0.00	0.00	0.00	0.00	0.00	0.0%
3) Contributions		8980-8999	0.00	0.00	0.00	0.00	0.00	0.0%
4) TOTAL, OTHER FINANCING SOURCES/USES			(1,386,880.00)	(1,386,880.00)	0.00	(1,386,880.00)		

Description	Resource Codes	Object Codes	Original Budget (A)	Board Approved Operating Budget (B)	Actuals To Date (C)	Projected Year Totals (D)	Difference (Col B & D) (E)	% Diff Column B & D (F)
<b>E. NET INCREASE (DECREASE) IN FUND BALANCE (C + D4)</b>			535,219.00	(2,199,082.89)	1,535,844.26	(2,199,082.89)		
<b>F. FUND BALANCE, RESERVES</b>								
1) Beginning Fund Balance								
a) As of July 1 - Unaudited		9791	754,447.00	3,323,158.50		3,323,158.50	0.00	0.0%
b) Audit Adjustments		9793	0.00	0.00		0.00	0.00	0.0%
c) As of July 1 - Audited (F1a + F1b)			754,447.00	3,323,158.50		3,323,158.50		
d) Other Restatements		9795	0.00	0.00		0.00	0.00	0.0%
e) Adjusted Beginning Balance (F1c + F1d)			754,447.00	3,323,158.50		3,323,158.50		
2) Ending Balance, June 30 (E + F1e)			1,289,666.00	1,124,075.61		1,124,075.61		
Components of Ending Fund Balance								
a) Nonspendable								
Revolving Cash		9711	0.00	0.00		0.00		
Stores		9712	0.00	0.00		0.00		
Prepaid Expenditures		9713	0.00	0.00		0.00		
All Others		9719	0.00	0.00		0.00		
b) Restricted		9740	0.00	277,448.16		277,448.16		
c) Committed								
Stabilization Arrangements		9750	0.00	0.00		0.00		
Other Commitments		9760	0.00	0.00		0.00		
d) Assigned								
Other Assignments		9780	1,289,666.00	846,627.45		846,627.45		
e) Unassigned/Unappropriated								
Reserve for Economic Uncertainties		9789	0.00	0.00		0.00		
Unassigned/Unappropriated Amount		9790	0.00	0.00		0.00		

<b>Resource</b>	<b>Description</b>	<b>2015/16 Projected Year Totals</b>
6264	Educator Effectiveness	147,825.00
9010	Other Restricted Local	129,623.16
Total, Restricted Balance		<u>277,448.16</u>

Description	Resource Codes	Object Codes	Original Budget (A)	Board Approved Operating Budget (B)	Actuals To Date (C)	Projected Year Totals (D)	Difference (Col B & D) (E)	% Diff Column B & D (F)
<b>A. REVENUES</b>								
1) LCFF Sources		8010-8099	0.00	0.00	0.00	0.00	0.00	0.0%
2) Federal Revenue		8100-8299	2,504,838.00	2,289,905.00	991,998.62	2,289,905.00	0.00	0.0%
3) Other State Revenue		8300-8599	350,000.00	449,110.00	211,892.00	449,110.00	0.00	0.0%
4) Other Local Revenue		8600-8799	4,520,000.00	4,520,000.00	1,673,134.46	4,520,000.00	0.00	0.0%
5) TOTAL, REVENUES			7,374,838.00	7,259,015.00	2,877,025.08	7,259,015.00		
<b>B. EXPENDITURES</b>								
1) Certificated Salaries		1000-1999	1,934,141.00	1,874,402.08	934,588.70	1,874,402.08	0.00	0.0%
2) Classified Salaries		2000-2999	1,433,918.00	1,326,097.00	828,676.18	1,326,097.00	0.00	0.0%
3) Employee Benefits		3000-3999	1,980,815.00	1,945,849.44	1,007,056.49	1,945,849.44	0.00	0.0%
4) Books and Supplies		4000-4999	221,958.00	283,370.33	137,253.34	283,370.33	0.00	0.0%
5) Services and Other Operating Expenditures		5000-5999	2,070,934.00	2,057,733.35	1,288,633.92	2,057,733.35	0.00	0.0%
6) Capital Outlay		6000-6999	0.00	19,100.00	0.00	19,100.00	0.00	0.0%
7) Other Outgo (excluding Transfers of Indirect Costs)		7100-7299, 7400-7499	0.00	0.00	0.00	0.00	0.00	0.0%
8) Other Outgo - Transfers of Indirect Costs		7300-7399	38,072.00	34,309.00	0.00	34,309.00	0.00	0.0%
9) TOTAL, EXPENDITURES			7,679,838.00	7,540,861.20	4,196,208.63	7,540,861.20		
<b>C. EXCESS (DEFICIENCY) OF REVENUES OVER EXPENDITURES BEFORE OTHER FINANCING SOURCES AND USES (A5 - B9)</b>			(305,000.00)	(281,846.20)	(1,319,183.55)	(281,846.20)		
<b>D. OTHER FINANCING SOURCES/USES</b>								
1) Interfund Transfers								
a) Transfers In		8900-8929	230,000.00	230,000.00	0.00	230,000.00	0.00	0.0%
b) Transfers Out		7600-7629	0.00	0.00	0.00	0.00	0.00	0.0%
2) Other Sources/Uses								
a) Sources		8930-8979	0.00	0.00	0.00	0.00	0.00	0.0%
b) Uses		7630-7699	0.00	0.00	0.00	0.00	0.00	0.0%
3) Contributions		8980-8999	0.00	0.00	0.00	0.00	0.00	0.0%
4) TOTAL, OTHER FINANCING SOURCES/USES			230,000.00	230,000.00	0.00	230,000.00		

Description	Resource Codes	Object Codes	Original Budget (A)	Board Approved Operating Budget (B)	Actuals To Date (C)	Projected Year Totals (D)	Difference (Col B & D) (E)	% Diff Column B & D (F)
<b>E. NET INCREASE (DECREASE) IN FUND BALANCE (C + D4)</b>			(75,000.00)	(51,846.20)	(1,319,183.55)	(51,846.20)		
<b>F. FUND BALANCE, RESERVES</b>								
1) Beginning Fund Balance								
a) As of July 1 - Unaudited		9791	75,000.00	51,846.20		51,846.20	0.00	0.0%
b) Audit Adjustments		9793	0.00	0.00		0.00	0.00	0.0%
c) As of July 1 - Audited (F1a + F1b)			75,000.00	51,846.20		51,846.20		
d) Other Restatements		9795	0.00	0.00		0.00	0.00	0.0%
e) Adjusted Beginning Balance (F1c + F1d)			75,000.00	51,846.20		51,846.20		
2) Ending Balance, June 30 (E + F1e)			0.00	0.00		0.00		
Components of Ending Fund Balance								
a) Nonspendable								
Revolving Cash		9711	0.00	0.00		0.00		
Stores		9712	0.00	0.00		0.00		
Prepaid Expenditures		9713	0.00	0.00		0.00		
All Others		9719	0.00	0.00		0.00		
b) Restricted		9740	0.00	0.00		0.00		
c) Committed								
Stabilization Arrangements		9750	0.00	0.00		0.00		
Other Commitments		9760	0.00	0.00		0.00		
d) Assigned								
Other Assignments		9780	0.00	0.00		0.00		
e) Unassigned/Unappropriated								
Reserve for Economic Uncertainties		9789	0.00	0.00		0.00		
Unassigned/Unappropriated Amount		9790	0.00	0.00		0.00		

<b>Resource</b>	<b>Description</b>	<b>2015/16 Projected Year Totals</b>
	Total, Restricted Balance	<u>0.00</u>

Description	Resource Codes	Object Codes	Original Budget (A)	Board Approved Operating Budget (B)	Actuals To Date (C)	Projected Year Totals (D)	Difference (Col B & D) (E)	% Diff Column B & D (F)
<b>A. REVENUES</b>								
1) LCFF Sources		8010-8099	0.00	0.00	0.00	0.00	0.00	0.0%
2) Federal Revenue		8100-8299	11,162,567.00	11,985,396.48	460,680.37	11,985,396.48	0.00	0.0%
3) Other State Revenue		8300-8599	5,601,270.00	6,402,196.00	4,026,571.49	6,402,196.00	0.00	0.0%
4) Other Local Revenue		8600-8799	2,080,000.00	2,080,000.00	837,525.68	2,080,000.00	0.00	0.0%
5) TOTAL, REVENUES			18,843,837.00	20,467,592.48	5,324,777.54	20,467,592.48		
<b>B. EXPENDITURES</b>								
1) Certificated Salaries		1000-1999	6,282,492.00	6,854,400.06	3,588,826.34	6,854,400.06	0.00	0.0%
2) Classified Salaries		2000-2999	4,085,287.00	4,193,432.00	2,422,582.31	4,193,432.00	0.00	0.0%
3) Employee Benefits		3000-3999	7,312,630.00	7,521,406.00	3,542,804.37	7,521,406.00	0.00	0.0%
4) Books and Supplies		4000-4999	650,022.00	1,246,962.85	117,617.77	1,246,962.85	0.00	0.0%
5) Services and Other Operating Expenditures		5000-5999	524,337.00	539,406.81	138,941.07	539,406.81	0.00	0.0%
6) Capital Outlay		6000-6999	0.00	143,969.69	0.00	143,969.69	0.00	0.0%
7) Other Outgo (excluding Transfers of Indirect Costs)		7100-7299, 7400-7499	0.00	0.00	0.00	0.00	0.00	0.0%
8) Other Outgo - Transfers of Indirect Costs		7300-7399	709,069.00	710,938.00	0.00	710,938.00	0.00	0.0%
9) TOTAL, EXPENDITURES			19,563,837.00	21,210,515.41	9,810,771.86	21,210,515.41		
<b>C. EXCESS (DEFICIENCY) OF REVENUES OVER EXPENDITURES BEFORE OTHER FINANCING SOURCES AND USES (A5 - B9)</b>			(720,000.00)	(742,922.93)	(4,485,994.32)	(742,922.93)		
<b>D. OTHER FINANCING SOURCES/USES</b>								
1) Interfund Transfers								
a) Transfers In		8900-8929	1,500,000.00	1,500,000.00	720,000.00	1,500,000.00	0.00	0.0%
b) Transfers Out		7600-7629	0.00	0.00	0.00	0.00	0.00	0.0%
2) Other Sources/Uses								
a) Sources		8930-8979	0.00	0.00	0.00	0.00	0.00	0.0%
b) Uses		7630-7699	0.00	0.00	0.00	0.00	0.00	0.0%
3) Contributions		8980-8999	0.00	0.00	0.00	0.00	0.00	0.0%
4) TOTAL, OTHER FINANCING SOURCES/USES			1,500,000.00	1,500,000.00	720,000.00	1,500,000.00		

Description	Resource Codes	Object Codes	Original Budget (A)	Board Approved Operating Budget (B)	Actuals To Date (C)	Projected Year Totals (D)	Difference (Col B & D) (E)	% Diff Column B & D (F)
<b>E. NET INCREASE (DECREASE) IN FUND BALANCE (C + D4)</b>			780,000.00	757,077.07	(3,765,994.32)	757,077.07		
<b>F. FUND BALANCE, RESERVES</b>								
1) Beginning Fund Balance								
a) As of July 1 - Unaudited								
		9791	0.00	30,230.23		30,230.23	0.00	0.0%
b) Audit Adjustments								
		9793	0.00	0.00		0.00	0.00	0.0%
c) As of July 1 - Audited (F1a + F1b)								
			0.00	30,230.23		30,230.23		
d) Other Restatements								
		9795	0.00	0.00		0.00	0.00	0.0%
e) Adjusted Beginning Balance (F1c + F1d)								
			0.00	30,230.23		30,230.23		
2) Ending Balance, June 30 (E + F1e)			780,000.00	787,307.30		787,307.30		
Components of Ending Fund Balance								
a) Nonspendable								
Revolving Cash								
		9711	0.00	0.00		0.00		
Stores								
		9712	0.00	0.00		0.00		
Prepaid Expenditures								
		9713	0.00	0.00		0.00		
All Others								
		9719	0.00	0.00		0.00		
b) Restricted								
		9740	0.00	7,307.30		7,307.30		
c) Committed								
Stabilization Arrangements								
		9750	0.00	0.00		0.00		
Other Commitments								
		9760	0.00	0.00		0.00		
d) Assigned								
Other Assignments								
		9780	780,000.00	780,000.00		780,000.00		
e) Unassigned/Unappropriated								
Reserve for Economic Uncertainties								
		9789	0.00	0.00		0.00		
Unassigned/Unappropriated Amount								
		9790	0.00	0.00		0.00		



<b>Resource</b>	<b>Description</b>	<b>2015/16 Projected Year Totals</b>
9010	Other Restricted Local	7,307.30
Total, Restricted Balance		<u>7,307.30</u>

Description	Resource Codes	Object Codes	Original Budget (A)	Board Approved Operating Budget (B)	Actuals To Date (C)	Projected Year Totals (D)	Difference (Col B & D) (E)	% Diff Column B & D (F)
<b>A. REVENUES</b>								
1) LCFF Sources		8010-8099	0.00	0.00	0.00	0.00	0.00	0.0%
2) Federal Revenue		8100-8299	18,995,500.00	19,065,248.00	7,275,237.40	19,065,248.00	0.00	0.0%
3) Other State Revenue		8300-8599	1,255,000.00	1,259,740.00	437,697.43	1,259,740.00	0.00	0.0%
4) Other Local Revenue		8600-8799	952,000.00	952,000.00	224,395.21	952,000.00	0.00	0.0%
5) TOTAL, REVENUES			21,202,500.00	21,276,988.00	7,937,330.04	21,276,988.00		
<b>B. EXPENDITURES</b>								
1) Certificated Salaries		1000-1999	0.00	0.00	0.00	0.00	0.00	0.0%
2) Classified Salaries		2000-2999	6,192,697.00	6,223,040.00	3,372,289.19	6,223,040.00	0.00	0.0%
3) Employee Benefits		3000-3999	3,742,320.00	3,774,777.00	1,923,224.34	3,774,777.00	0.00	0.0%
4) Books and Supplies		4000-4999	10,618,688.00	12,212,762.76	5,962,582.52	12,212,762.76	0.00	0.0%
5) Services and Other Operating Expenditures		5000-5999	368,795.00	407,595.00	152,523.09	407,595.00	0.00	0.0%
6) Capital Outlay		6000-6999	100,000.00	610,368.58	330,613.63	610,368.58	0.00	0.0%
7) Other Outgo (excluding Transfers of Indirect Costs)		7100-7299, 7400-7499	0.00	0.00	0.00	0.00	0.00	0.0%
8) Other Outgo - Transfers of Indirect Costs		7300-7399	780,000.00	783,041.77	0.00	783,041.77	0.00	0.0%
9) TOTAL, EXPENDITURES			21,802,500.00	24,011,585.11	11,741,232.77	24,011,585.11		
<b>C. EXCESS (DEFICIENCY) OF REVENUES OVER EXPENDITURES BEFORE OTHER FINANCING SOURCES AND USES (A5 - B9)</b>			(600,000.00)	(2,734,597.11)	(3,803,902.73)	(2,734,597.11)		
<b>D. OTHER FINANCING SOURCES/USES</b>								
1) Interfund Transfers								
a) Transfers In		8900-8929	0.00	5,587.75	5,587.75	5,587.75	0.00	0.0%
b) Transfers Out		7600-7629	0.00	0.00	0.00	0.00	0.00	0.0%
2) Other Sources/Uses								
a) Sources		8930-8979	0.00	0.00	0.00	0.00	0.00	0.0%
b) Uses		7630-7699	0.00	0.00	0.00	0.00	0.00	0.0%
3) Contributions		8980-8999	0.00	0.00	0.00	0.00	0.00	0.0%
4) TOTAL, OTHER FINANCING SOURCES/USES			0.00	5,587.75	5,587.75	5,587.75		

Description	Resource Codes	Object Codes	Original Budget (A)	Board Approved Operating Budget (B)	Actuals To Date (C)	Projected Year Totals (D)	Difference (Col B & D) (E)	% Diff Column B & D (F)
<b>E. NET INCREASE (DECREASE) IN FUND BALANCE (C + D4)</b>			(600,000.00)	(2,729,009.36)	(3,798,314.98)	(2,729,009.36)		
<b>F. FUND BALANCE, RESERVES</b>								
1) Beginning Fund Balance								
a) As of July 1 - Unaudited		9791	8,719,012.00	12,014,236.74		12,014,236.74	0.00	0.0%
b) Audit Adjustments		9793	0.00	0.00		0.00	0.00	0.0%
c) As of July 1 - Audited (F1a + F1b)			8,719,012.00	12,014,236.74		12,014,236.74		
d) Other Restatements		9795	0.00	0.00		0.00	0.00	0.0%
e) Adjusted Beginning Balance (F1c + F1d)			8,719,012.00	12,014,236.74		12,014,236.74		
2) Ending Balance, June 30 (E + F1e)			8,119,012.00	9,285,227.38		9,285,227.38		
Components of Ending Fund Balance								
a) Nonspendable								
Revolving Cash		9711	0.00	0.00		0.00		
Stores		9712	0.00	0.00		0.00		
Prepaid Expenditures		9713	0.00	0.00		0.00		
All Others		9719	0.00	0.00		0.00		
b) Restricted		9740	7,896,985.00	9,064,062.80		9,064,062.80		
c) Committed								
Stabilization Arrangements		9750	0.00	0.00		0.00		
Other Commitments		9760	0.00	0.00		0.00		
d) Assigned								
Other Assignments		9780	222,027.00	221,164.58		221,164.58		
e) Unassigned/Unappropriated								
Reserve for Economic Uncertainties		9789	0.00	0.00		0.00		
Unassigned/Unappropriated Amount		9790	0.00	0.00		0.00		

<b>Resource</b>	<b>Description</b>	<b>2015/16 Projected Year Totals</b>
5310	Child Nutrition: School Programs (e.g., School Lunch, School	5,461,488.32
5320	Child Nutrition: Child Care Food Program (CCFP) Claims-Cer	2,851,428.02
5330	Child Nutrition: Summer Food Service Program Operations	751,146.46
Total, Restricted Balance		<u>9,064,062.80</u>

Description	Resource Codes	Object Codes	Original Budget (A)	Board Approved Operating Budget (B)	Actuals To Date (C)	Projected Year Totals (D)	Difference (Col B & D) (E)	% Diff Column B & D (F)
<b>A. REVENUES</b>								
1) LCFF Sources		8010-8099	0.00	0.00	0.00	0.00	0.00	0.0%
2) Federal Revenue		8100-8299	0.00	0.00	0.00	0.00	0.00	0.0%
3) Other State Revenue		8300-8599	0.00	0.00	0.00	0.00	0.00	0.0%
4) Other Local Revenue		8600-8799	0.00	0.00	22.00	0.00	0.00	0.0%
5) TOTAL, REVENUES			0.00	0.00	22.00	0.00		
<b>B. EXPENDITURES</b>								
1) Certificated Salaries		1000-1999	0.00	0.00	0.00	0.00	0.00	0.0%
2) Classified Salaries		2000-2999	0.00	0.00	0.00	0.00	0.00	0.0%
3) Employee Benefits		3000-3999	0.00	0.00	0.00	0.00	0.00	0.0%
4) Books and Supplies		4000-4999	0.00	134,236.96	44,352.35	134,236.96	0.00	0.0%
5) Services and Other Operating Expenditures		5000-5999	0.00	3,250.00	0.00	3,250.00	0.00	0.0%
6) Capital Outlay		6000-6999	0.00	109,764.01	47,677.25	109,764.01	0.00	0.0%
7) Other Outgo (excluding Transfers of Indirect Costs)		7100-7299, 7400-7499	0.00	0.00	0.00	0.00	0.00	0.0%
8) Other Outgo - Transfers of Indirect Costs		7300-7399	0.00	0.00	0.00	0.00	0.00	0.0%
9) TOTAL, EXPENDITURES			0.00	247,250.97	92,029.60	247,250.97		
<b>C. EXCESS (DEFICIENCY) OF REVENUES OVER EXPENDITURES BEFORE OTHER FINANCING SOURCES AND USES (A5 - B9)</b>			0.00	(247,250.97)	(92,007.60)	(247,250.97)		
<b>D. OTHER FINANCING SOURCES/USES</b>								
1) Interfund Transfers								
a) Transfers In		8900-8929	0.00	27,195.25	27,195.25	27,195.25	0.00	0.0%
b) Transfers Out		7600-7629	0.00	0.00	0.00	0.00	0.00	0.0%
2) Other Sources/Uses								
a) Sources		8930-8979	0.00	0.00	0.00	0.00	0.00	0.0%
b) Uses		7630-7699	0.00	0.00	0.00	0.00	0.00	0.0%
3) Contributions		8980-8999	0.00	0.00	0.00	0.00	0.00	0.0%
4) TOTAL, OTHER FINANCING SOURCES/USES			0.00	27,195.25	27,195.25	27,195.25		

Description	Resource Codes	Object Codes	Original Budget (A)	Board Approved Operating Budget (B)	Actuals To Date (C)	Projected Year Totals (D)	Difference (Col B & D) (E)	% Diff Column B & D (F)
<b>E. NET INCREASE (DECREASE) IN FUND BALANCE (C + D4)</b>			0.00	(220,055.72)	(64,812.35)	(220,055.72)		
<b>F. FUND BALANCE, RESERVES</b>								
1) Beginning Fund Balance								
a) As of July 1 - Unaudited		9791	220,055.72	220,055.72		220,055.72	0.00	0.0%
b) Audit Adjustments		9793	0.00	0.00		0.00	0.00	0.0%
c) As of July 1 - Audited (F1a + F1b)			220,055.72	220,055.72		220,055.72		
d) Other Restatements		9795	0.00	0.00		0.00	0.00	0.0%
e) Adjusted Beginning Balance (F1c + F1d)			220,055.72	220,055.72		220,055.72		
2) Ending Balance, June 30 (E + F1e)			220,055.72	0.00		0.00		
Components of Ending Fund Balance								
a) Nonspendable								
Revolving Cash		9711	0.00	0.00		0.00		
Stores		9712	0.00	0.00		0.00		
Prepaid Expenditures		9713	0.00	0.00		0.00		
All Others		9719	0.00	0.00		0.00		
b) Restricted			0.00	0.00		0.00		
c) Committed								
Stabilization Arrangements		9750	0.00	0.00		0.00		
Other Commitments		9760	0.00	0.00		0.00		
d) Assigned								
Other Assignments		9780	220,055.72	0.00		0.00		
e) Unassigned/Unappropriated								
Reserve for Economic Uncertainties		9789	0.00	0.00		0.00		
Unassigned/Unappropriated Amount			0.00	0.00		0.00		

<u>Resource</u>	<u>Description</u>	<u>2015/16 Projected Year Totals</u>
	Total, Restricted Balance	<u>0.00</u>

# CAPITAL PROJECTS FUNDS

## **Capital Projects Funds Definition**

The Capital Projects Funds are used to account for resources used for the acquisition or construction of capital facilities by the District. This classification includes the Building, Capital Facilities Funds, and County School Facilities Funds.



Description	Resource Codes	Object Codes	Original Budget (A)	Board Approved Operating Budget (B)	Actuals To Date (C)	Projected Year Totals (D)	Difference (Col B & D) (E)	% Diff Column B & D (F)
<b>A. REVENUES</b>								
1) LCFF Sources		8010-8099	0.00	0.00	0.00	0.00	0.00	0.0%
2) Federal Revenue		8100-8299	0.00	0.00	0.00	0.00	0.00	0.0%
3) Other State Revenue		8300-8599	0.00	20,157.00	0.00	20,157.00	0.00	0.0%
4) Other Local Revenue		8600-8799	0.00	8,710.76	6,840.07	8,710.76	0.00	0.0%
5) TOTAL, REVENUES			0.00	28,867.76	6,840.07	28,867.76		
<b>B. EXPENDITURES</b>								
1) Certificated Salaries		1000-1999	0.00	0.00	0.00	0.00	0.00	0.0%
2) Classified Salaries		2000-2999	966,426.00	938,323.40	572,271.89	938,323.40	0.00	0.0%
3) Employee Benefits		3000-3999	407,786.00	381,659.16	230,228.71	381,659.16	0.00	0.0%
4) Books and Supplies		4000-4999	0.00	67,300.36	62,352.92	67,300.36	0.00	0.0%
5) Services and Other Operating Expenditures		5000-5999	0.00	32,979.59	13,540.99	32,979.59	0.00	0.0%
6) Capital Outlay		6000-6999	60,597,551.00	106,319,706.64	16,324,732.15	106,319,706.64	0.00	0.0%
7) Other Outgo (excluding Transfers of Indirect Costs)		7100-7299, 7400-7499	0.00	0.00	0.00	0.00	0.00	0.0%
8) Other Outgo - Transfers of Indirect Costs		7300-7399	0.00	0.00	0.00	0.00	0.00	0.0%
9) TOTAL, EXPENDITURES			61,971,763.00	107,739,969.15	17,203,126.66	107,739,969.15		
<b>C. EXCESS (DEFICIENCY) OF REVENUES OVER EXPENDITURES BEFORE OTHER FINANCING SOURCES AND USES (A5 - B9)</b>			(61,971,763.00)	(107,711,101.39)	(17,196,286.59)	(107,711,101.39)		
<b>D. OTHER FINANCING SOURCES/USES</b>								
1) Interfund Transfers								
a) Transfers In		8900-8929	0.00	1,536,888.25	1,536,888.25	1,536,888.25	0.00	0.0%
b) Transfers Out		7600-7629	0.00	0.00	0.00	0.00	0.00	0.0%
2) Other Sources/Uses								
a) Sources		8930-8979	0.00	0.00	0.00	0.00	0.00	0.0%
b) Uses		7630-7699	0.00	0.00	0.00	0.00	0.00	0.0%
3) Contributions		8980-8999	0.00	0.00	0.00	0.00	0.00	0.0%
4) TOTAL, OTHER FINANCING SOURCES/USES			0.00	1,536,888.25	1,536,888.25	1,536,888.25		

Description	Resource Codes	Object Codes	Original Budget (A)	Board Approved Operating Budget (B)	Actuals To Date (C)	Projected Year Totals (D)	Difference (Col B & D) (E)	% Diff Column B & D (F)
<b>E. NET INCREASE (DECREASE) IN FUND BALANCE (C + D4)</b>			(61,971,763.00)	(106,174,213.14)	(15,659,398.34)	(106,174,213.14)		
<b>F. FUND BALANCE, RESERVES</b>								
1) Beginning Fund Balance								
a) As of July 1 - Unaudited		9791	83,480,971.00	112,130,918.58		112,130,918.58	0.00	0.0%
b) Audit Adjustments		9793	0.00	0.00		0.00	0.00	0.0%
c) As of July 1 - Audited (F1a + F1b)			83,480,971.00	112,130,918.58		112,130,918.58		
d) Other Restatements		9795	0.00	0.00		0.00	0.00	0.0%
e) Adjusted Beginning Balance (F1c + F1d)			83,480,971.00	112,130,918.58		112,130,918.58		
2) Ending Balance, June 30 (E + F1e)			21,509,208.00	5,956,705.44		5,956,705.44		
Components of Ending Fund Balance								
a) Nonspendable								
Revolving Cash		9711	0.00	0.00		0.00		
Stores		9712	0.00	0.00		0.00		
Prepaid Expenditures		9713	0.00	0.00		0.00		
All Others		9719	0.00	0.00		0.00		
b) Legally Restricted Balance		9740	21,509,208.00	0.00		0.00		
c) Committed								
Stabilization Arrangements		9750	0.00	0.00		0.00		
Other Commitments		9760	0.00	0.00		0.00		
d) Assigned								
Other Assignments		9780	0.00	5,956,705.44		5,956,705.44		
e) Unassigned/Unappropriated								
Reserve for Economic Uncertainties		9789	0.00	0.00		0.00		
Unassigned/Unappropriated Amount		9790	0.00	0.00		0.00		

<b>Resource</b>	<b>Description</b>	<b>2015/16 Projected Year Totals</b>
7690	STRS On-Behalf Pension Contributions	0.00
9010	Other Restricted Local	0.00
Total, Restricted Balance		<u>0.00</u>

Description	Resource Codes	Object Codes	Original Budget (A)	Board Approved Operating Budget (B)	Actuals To Date (C)	Projected Year Totals (D)	Difference (Col B & D) (E)	% Diff Column B & D (F)
<b>A. REVENUES</b>								
1) LCFF Sources		8010-8099	0.00	0.00	0.00	0.00	0.00	0.0%
2) Federal Revenue		8100-8299	0.00	0.00	0.00	0.00	0.00	0.0%
3) Other State Revenue		8300-8599	0.00	0.00	0.00	0.00	0.00	0.0%
4) Other Local Revenue		8600-8799	2,777,108.00	2,777,108.00	2,104,403.60	2,777,108.00	0.00	0.0%
5) TOTAL, REVENUES			2,777,108.00	2,777,108.00	2,104,403.60	2,777,108.00		
<b>B. EXPENDITURES</b>								
1) Certificated Salaries		1000-1999	0.00	0.00	0.00	0.00	0.00	0.0%
2) Classified Salaries		2000-2999	0.00	0.00	0.00	0.00	0.00	0.0%
3) Employee Benefits		3000-3999	0.00	0.00	0.00	0.00	0.00	0.0%
4) Books and Supplies		4000-4999	0.00	36,742.54	34,635.48	36,742.54	0.00	0.0%
5) Services and Other Operating Expenditures		5000-5999	15,000.00	15,000.00	8,450.00	15,000.00	0.00	0.0%
6) Capital Outlay		6000-6999	401,749.00	983,343.91	422,881.15	983,343.91	0.00	0.0%
7) Other Outgo (excluding Transfers of Indirect Costs)		7100-7299, 7400-7499	2,405,000.00	2,403,000.00	1,635,317.00	2,403,000.00	0.00	0.0%
8) Other Outgo - Transfers of Indirect Costs		7300-7399	0.00	0.00	0.00	0.00	0.00	0.0%
9) TOTAL, EXPENDITURES			2,821,749.00	3,438,086.45	2,101,283.63	3,438,086.45		
<b>C. EXCESS (DEFICIENCY) OF REVENUES OVER EXPENDITURES BEFORE OTHER FINANCING SOURCES AND USES (A5 - B9)</b>			(44,641.00)	(660,978.45)	3,119.97	(660,978.45)		
<b>D. OTHER FINANCING SOURCES/USES</b>								
1) Interfund Transfers								
a) Transfers In		8900-8929	0.00	5,989.71	5,989.71	5,989.71	0.00	0.0%
b) Transfers Out		7600-7629	0.00	0.00	0.00	0.00	0.00	0.0%
2) Other Sources/Uses								
a) Sources		8930-8979	0.00	0.00	0.00	0.00	0.00	0.0%
b) Uses		7630-7699	0.00	0.00	0.00	0.00	0.00	0.0%
3) Contributions		8980-8999	0.00	0.00	0.00	0.00	0.00	0.0%
4) TOTAL, OTHER FINANCING SOURCES/USES			0.00	5,989.71	5,989.71	5,989.71		

Description	Resource Codes	Object Codes	Original Budget (A)	Board Approved Operating Budget (B)	Actuals To Date (C)	Projected Year Totals (D)	Difference (Col B & D) (E)	% Diff Column B & D (F)
<b>E. NET INCREASE (DECREASE) IN FUND BALANCE (C + D4)</b>			(44,641.00)	(654,988.74)	9,109.68	(654,988.74)		
<b>F. FUND BALANCE, RESERVES</b>								
1) Beginning Fund Balance								
a) As of July 1 - Unaudited		9791	1,895,000.00	3,102,191.29		3,102,191.29	0.00	0.0%
b) Audit Adjustments		9793	0.00	0.00		0.00	0.00	0.0%
c) As of July 1 - Audited (F1a + F1b)			1,895,000.00	3,102,191.29		3,102,191.29		
d) Other Restatements		9795	0.00	0.00		0.00	0.00	0.0%
e) Adjusted Beginning Balance (F1c + F1d)			1,895,000.00	3,102,191.29		3,102,191.29		
2) Ending Balance, June 30 (E + F1e)			1,850,359.00	2,447,202.55		2,447,202.55		
Components of Ending Fund Balance								
a) Nonspendable								
Revolving Cash		9711	0.00	0.00		0.00		
Stores		9712	0.00	0.00		0.00		
Prepaid Expenditures		9713	0.00	0.00		0.00		
All Others		9719	0.00	0.00		0.00		
b) Legally Restricted Balance		9740	0.00	0.00		0.00		
c) Committed								
Stabilization Arrangements		9750	0.00	0.00		0.00		
Other Commitments		9760	0.00	0.00		0.00		
d) Assigned								
Other Assignments		9780	1,850,359.00	2,447,202.55		2,447,202.55		
e) Unassigned/Unappropriated								
Reserve for Economic Uncertainties		9789	0.00	0.00		0.00		
Unassigned/Unappropriated Amount		9790	0.00	0.00		0.00		

<u>Resource</u>	<u>Description</u>	<u>2015/16 Projected Year Totals</u>
	Total, Restricted Balance	<u>0.00</u>

Description	Resource Codes	Object Codes	Original Budget (A)	Board Approved Operating Budget (B)	Actuals To Date (C)	Projected Year Totals (D)	Difference (Col B & D) (E)	% Diff Column B & D (F)
<b>A. REVENUES</b>								
1) LCFF Sources		8010-8099	0.00	0.00	0.00	0.00	0.00	0.0%
2) Federal Revenue		8100-8299	0.00	0.00	0.00	0.00	0.00	0.0%
3) Other State Revenue		8300-8599	0.00	0.00	0.00	0.00	0.00	0.0%
4) Other Local Revenue		8600-8799	0.00	828,882.90	828,882.90	828,882.90	0.00	0.0%
5) TOTAL, REVENUES			0.00	828,882.90	828,882.90	828,882.90		
<b>B. EXPENDITURES</b>								
1) Certificated Salaries		1000-1999	0.00	0.00	0.00	0.00	0.00	0.0%
2) Classified Salaries		2000-2999	0.00	0.00	0.00	0.00	0.00	0.0%
3) Employee Benefits		3000-3999	0.00	0.00	0.00	0.00	0.00	0.0%
4) Books and Supplies		4000-4999	0.00	245,449.56	7,258.25	245,449.56	0.00	0.0%
5) Services and Other Operating Expenditures		5000-5999	0.00	454,224.92	6,751.16	454,224.92	0.00	0.0%
6) Capital Outlay		6000-6999	2,000,000.00	1,300,354.52	500,846.73	1,300,354.52	0.00	0.0%
7) Other Outgo (excluding Transfers of Indirect Costs)		7100-7299, 7400-7499	0.00	5,465,634.00	0.00	5,465,634.00	0.00	0.0%
8) Other Outgo - Transfers of Indirect Costs		7300-7399	0.00	0.00	0.00	0.00	0.00	0.0%
9) TOTAL, EXPENDITURES			2,000,000.00	7,465,663.00	514,856.14	7,465,663.00		
<b>C. EXCESS (DEFICIENCY) OF REVENUES OVER EXPENDITURES BEFORE OTHER FINANCING SOURCES AND USES (A5 - B9)</b>			(2,000,000.00)	(6,636,780.10)	314,026.76	(6,636,780.10)		
<b>D. OTHER FINANCING SOURCES/USES</b>								
1) Interfund Transfers								
a) Transfers In		8900-8929	0.00	0.00	0.00	0.00	0.00	0.0%
b) Transfers Out		7600-7629	0.00	0.00	0.00	0.00	0.00	0.0%
2) Other Sources/Uses								
a) Sources		8930-8979	0.00	0.00	0.00	0.00	0.00	0.0%
b) Uses		7630-7699	0.00	0.00	0.00	0.00	0.00	0.0%
3) Contributions		8980-8999	0.00	0.00	0.00	0.00	0.00	0.0%
4) TOTAL, OTHER FINANCING SOURCES/USES			0.00	0.00	0.00	0.00		

Description	Resource Codes	Object Codes	Original Budget (A)	Board Approved Operating Budget (B)	Actuals To Date (C)	Projected Year Totals (D)	Difference (Col B & D) (E)	% Diff Column B & D (F)
<b>E. NET INCREASE (DECREASE) IN FUND BALANCE (C + D4)</b>			(2,000,000.00)	(6,636,780.10)	314,026.76	(6,636,780.10)		
<b>F. FUND BALANCE, RESERVES</b>								
1) Beginning Fund Balance								
a) As of July 1 - Unaudited		9791	7,656,622.00	11,751,495.18		11,751,495.18	0.00	0.0%
b) Audit Adjustments		9793	0.00	0.00		0.00	0.00	0.0%
c) As of July 1 - Audited (F1a + F1b)			7,656,622.00	11,751,495.18		11,751,495.18		
d) Other Restatements		9795	0.00	0.00		0.00	0.00	0.0%
e) Adjusted Beginning Balance (F1c + F1d)			7,656,622.00	11,751,495.18		11,751,495.18		
2) Ending Balance, June 30 (E + F1e)			5,656,622.00	5,114,715.08		5,114,715.08		
Components of Ending Fund Balance								
a) Nonspendable								
Revolving Cash		9711	0.00	0.00		0.00		
Stores		9712	0.00	0.00		0.00		
Prepaid Expenditures		9713	0.00	0.00		0.00		
All Others		9719	0.00	0.00		0.00		
b) Legally Restricted Balance		9740	0.00	0.00		0.00		
c) Committed								
Stabilization Arrangements		9750	0.00	0.00		0.00		
Other Commitments		9760	0.00	0.00		0.00		
d) Assigned								
Other Assignments		9780	5,656,622.00	5,114,715.08		5,114,715.08		
e) Unassigned/Unappropriated								
Reserve for Economic Uncertainties		9789	0.00	0.00		0.00		
Unassigned/Unappropriated Amount		9790	0.00	0.00		0.00		



<u>Resource</u>	<u>Description</u>	<u>2015/16 Projected Year Totals</u>
	Total, Restricted Balance	<u>0.00</u>

## **PROPRIETARY FUNDS**

### **Proprietary Funds Definition**

Proprietary Funds are used to account for activities that are more business-like than government-like in nature. Business-type activities include those for which a fee is charged to external users or to other organizational units of the LEA, normally on a full cost-recovery basis. Proprietary funds are generally intended to be self-supporting. This classification includes the Retiree Benefits fund and Self-Insurance fund, which includes the Dental/Vision fund.

Description	Resource Codes	Object Codes	Original Budget (A)	Board Approved Operating Budget (B)	Actuals To Date (C)	Projected Year Totals (D)	Difference (Col B & D) (E)	% Diff Column B & D (F)
<b>A. REVENUES</b>								
1) LCFF Sources		8010-8099	0.00	0.00	0.00	0.00	0.00	0.0%
2) Federal Revenue		8100-8299	0.00	0.00	0.00	0.00	0.00	0.0%
3) Other State Revenue		8300-8599	0.00	0.00	0.00	0.00	0.00	0.0%
4) Other Local Revenue		8600-8799	14,015,007.00	14,015,007.00	8,161,801.95	14,015,007.00	0.00	0.0%
5) TOTAL, REVENUES			14,015,007.00	14,015,007.00	8,161,801.95	14,015,007.00		
<b>B. EXPENSES</b>								
1) Certificated Salaries		1000-1999	0.00	0.00	0.00	0.00	0.00	0.0%
2) Classified Salaries		2000-2999	254,160.00	255,078.00	142,778.85	255,078.00	0.00	0.0%
3) Employee Benefits		3000-3999	126,490.00	126,581.00	67,671.23	126,581.00	0.00	0.0%
4) Books and Supplies		4000-4999	118,000.00	116,991.00	2,869.62	116,991.00	0.00	0.0%
5) Services and Other Operating Expenses		5000-5999	13,383,077.00	13,383,077.00	8,093,287.58	13,383,077.00	0.00	0.0%
6) Depreciation		6000-6999	0.00	0.00	0.00	0.00	0.00	0.0%
7) Other Outgo (excluding Transfers of Indirect Costs)		7100-7299, 7400-7499	0.00	0.00	0.00	0.00	0.00	0.0%
8) Other Outgo - Transfers of Indirect Costs		7300-7399	0.00	0.00	0.00	0.00	0.00	0.0%
9) TOTAL, EXPENSES			13,881,727.00	13,881,727.00	8,306,607.28	13,881,727.00		
<b>C. EXCESS (DEFICIENCY) OF REVENUES OVER EXPENSES BEFORE OTHER FINANCING SOURCES AND USES (A5 - B9)</b>			133,280.00	133,280.00	(144,805.33)	133,280.00		
<b>D. OTHER FINANCING SOURCES/USES</b>								
1) Interfund Transfers								
a) Transfers In		8900-8929	0.00	0.00	0.00	0.00	0.00	0.0%
b) Transfers Out		7600-7629	0.00	0.00	0.00	0.00	0.00	0.0%
2) Other Sources/Uses								
a) Sources		8930-8979	0.00	0.00	0.00	0.00	0.00	0.0%
b) Uses		7630-7699	0.00	0.00	0.00	0.00	0.00	0.0%
3) Contributions		8980-8999	0.00	0.00	0.00	0.00	0.00	0.0%
4) TOTAL, OTHER FINANCING SOURCES/USES			0.00	0.00	0.00	0.00		

Description	Resource Codes	Object Codes	Original Budget (A)	Board Approved Operating Budget (B)	Actuals To Date (C)	Projected Year Totals (D)	Difference (Col B & D) (E)	% Diff Column B & D (F)
<b>E. NET INCREASE (DECREASE) IN NET POSITION (C + D4)</b>			133,280.00	133,280.00	(144,805.33)	133,280.00		
<b>F. NET POSITION</b>								
1) Beginning Net Position								
a) As of July 1 - Unaudited		9791	3,461,010.00	6,564,420.45		6,564,420.45	0.00	0.0%
b) Audit Adjustments		9793	0.00	0.00		0.00	0.00	0.0%
c) As of July 1 - Audited (F1a + F1b)			3,461,010.00	6,564,420.45		6,564,420.45		
d) Other Restatements		9795	0.00	0.00		0.00	0.00	0.0%
e) Adjusted Beginning Net Position (F1c + F1d)			3,461,010.00	6,564,420.45		6,564,420.45		
2) Ending Net Position, June 30 (E + F1e)			3,594,290.00	6,697,700.45		6,697,700.45		
Components of Ending Net Position								
a) Net Investment in Capital Assets		9796	3,594,290.00	6,697,700.45		6,697,700.45		
b) Restricted Net Position		9797	0.00	0.00		0.00		
c) Unrestricted Net Position		9790	0.00	0.00		0.00		

<u>Resource</u>	<u>Description</u>	<u>2015/16 Projected Year Totals</u>
	Total, Restricted Net Position	<u>0.00</u>

Description	Resource Codes	Object Codes	Original Budget (A)	Board Approved Operating Budget (B)	Actuals To Date (C)	Projected Year Totals (D)	Difference (Col B & D) (E)	% Diff Column B & D (F)
<b>A. REVENUES</b>								
1) LCFF Sources		8010-8099	0.00	0.00	0.00	0.00	0.00	0.0%
2) Federal Revenue		8100-8299	0.00	0.00	0.00	0.00	0.00	0.0%
3) Other State Revenue		8300-8599	0.00	0.00	0.00	0.00	0.00	0.0%
4) Other Local Revenue		8600-8799	20,602,000.00	20,602,000.00	12,154,757.61	20,602,000.00	0.00	0.0%
5) TOTAL, REVENUES			20,602,000.00	20,602,000.00	12,154,757.61	20,602,000.00		
<b>B. EXPENSES</b>								
1) Certificated Salaries		1000-1999	0.00	0.00	0.00	0.00	0.00	0.0%
2) Classified Salaries		2000-2999	0.00	0.00	0.00	0.00	0.00	0.0%
3) Employee Benefits		3000-3999	0.00	0.00	0.00	0.00	0.00	0.0%
4) Books and Supplies		4000-4999	0.00	0.00	0.00	0.00	0.00	0.0%
5) Services and Other Operating Expenses		5000-5999	20,602,000.00	20,602,000.00	9,519,835.77	20,602,000.00	0.00	0.0%
6) Depreciation		6000-6999	0.00	0.00	0.00	0.00	0.00	0.0%
7) Other Outgo (excluding Transfers of Indirect Costs)		7100-7299, 7400-7499	0.00	0.00	0.00	0.00	0.00	0.0%
8) Other Outgo - Transfers of Indirect Costs		7300-7399	0.00	0.00	0.00	0.00	0.00	0.0%
9) TOTAL, EXPENSES			20,602,000.00	20,602,000.00	9,519,835.77	20,602,000.00		
<b>C. EXCESS (DEFICIENCY) OF REVENUES OVER EXPENSES BEFORE OTHER FINANCING SOURCES AND USES (A5 - B9)</b>			0.00	0.00	2,634,921.84	0.00		
<b>D. OTHER FINANCING SOURCES/USES</b>								
1) Interfund Transfers								
a) Transfers In		8900-8929	0.00	0.00	0.00	0.00	0.00	0.0%
b) Transfers Out		7600-7629	0.00	0.00	0.00	0.00	0.00	0.0%
2) Other Sources/Uses								
a) Sources		8930-8979	0.00	0.00	0.00	0.00	0.00	0.0%
b) Uses		7630-7699	0.00	0.00	0.00	0.00	0.00	0.0%
3) Contributions		8980-8999	0.00	0.00	0.00	0.00	0.00	0.0%
4) TOTAL, OTHER FINANCING SOURCES/USES			0.00	0.00	0.00	0.00		

Description	Resource Codes	Object Codes	Original Budget (A)	Board Approved Operating Budget (B)	Actuals To Date (C)	Projected Year Totals (D)	Difference (Col B & D) (E)	% Diff Column B & D (F)
<b>E. NET INCREASE (DECREASE) IN NET POSITION (C + D4)</b>			0.00	0.00	2,634,921.84	0.00		
<b>F. NET POSITION</b>								
1) Beginning Net Position								
a) As of July 1 - Unaudited		9791	10,107,508.00	31,434,151.23		31,434,151.23	0.00	0.0%
b) Audit Adjustments		9793	0.00	0.00		0.00	0.00	0.0%
c) As of July 1 - Audited (F1a + F1b)			10,107,508.00	31,434,151.23		31,434,151.23		
d) Other Restatements		9795	0.00	0.00		0.00	0.00	0.0%
e) Adjusted Beginning Net Position (F1c + F1d)			10,107,508.00	31,434,151.23		31,434,151.23		
2) Ending Net Position, June 30 (E + F1e)			10,107,508.00	31,434,151.23		31,434,151.23		
Components of Ending Net Position								
a) Net Investment in Capital Assets		9796	10,107,508.00	31,434,151.23		31,434,151.23		
b) Restricted Net Position		9797	0.00	0.00		0.00		
c) Unrestricted Net Position		9790	0.00	0.00		0.00		

<u>Resource</u>	<u>Description</u>	<u>2015/16 Projected Year Totals</u>
	Total, Restricted Net Position	<u>0.00</u>



Description	ESTIMATED FUNDED ADA Original Budget (A)	ESTIMATED FUNDED ADA Board Approved Operating Budget (B)	ESTIMATED P-2 REPORT ADA Projected Year Totals (C)	ESTIMATED FUNDED ADA Projected Year Totals (D)	DIFFERENCE (Col. D - B) (E)	PERCENTAGE DIFFERENCE (Col. E / B) (F)
<b>A. DISTRICT</b>						
<b>1. Total District Regular ADA</b> Includes Opportunity Classes, Home & Hospital, Special Day Class, Continuation Education, Special Education NPS/LCI and Extended Year, and Community Day School (includes Necessary Small School ADA)	38,890.64	38,890.64	38,790.82	38,876.28	(14.36)	0%
<b>2. Total Basic Aid Choice/Court Ordered Voluntary Pupil Transfer Regular ADA</b> Includes Opportunity Classes, Home & Hospital, Special Day Class, Continuation Education, Special Education NPS/LCI and Extended Year, and Community Day School (ADA not included in Line A1 above)	0.00	0.00	0.00	0.00	0.00	0%
<b>3. Total Basic Aid Open Enrollment Regular ADA</b> Includes Opportunity Classes, Home & Hospital, Special Day Class, Continuation Education, Special Education NPS/LCI and Extended Year, and Community Day School (ADA not included in Line A1 above)	0.00	0.00	0.00	0.00	0.00	0%
<b>4. Total, District Regular ADA (Sum of Lines A1 through A3)</b>	38,890.64	38,890.64	38,790.82	38,876.28	(14.36)	0%
<b>5. District Funded County Program ADA</b>						
a. County Community Schools per EC 1981(a)(b)&(d)	0.00	0.00	0.00	0.00	0.00	0%
b. Special Education-Special Day Class	34.01	34.01	34.40	34.40	0.39	1%
c. Special Education-NPS/LCI	0.00	0.00	0.00	0.00	0.00	0%
d. Special Education Extended Year	0.00	0.00	0.00	0.00	0.00	0%
e. Other County Operated Programs: Opportunity Schools and Full Day Opportunity Classes, Specialized Secondary Schools, Technical, Agricultural, and Natural Resource Conservation Schools	0.00	0.00	0.00	0.00	0.00	0%
f. County School Tuition Fund (Out of State Tuition) [EC 2000 and 46380]	0.00	0.00	0.00	0.00	0.00	0%
<b>g. Total, District Funded County Program ADA (Sum of Lines A5a through A5f)</b>	34.01	34.01	34.40	34.40	0.39	1%
<b>6. TOTAL DISTRICT ADA (Sum of Line A4 and Line A5g)</b>	38,924.65	38,924.65	38,825.22	38,910.68	(13.97)	0%
<b>7. Adults in Correctional Facilities</b>	0.00	0.00	0.00	0.00	0.00	0%
<b>8. Charter School ADA (Enter Charter School ADA using Tab C. Charter School ADA)</b>						

Description	ESTIMATED FUNDED ADA Original Budget (A)	ESTIMATED FUNDED ADA Board Approved Operating Budget (B)	ESTIMATED P-2 REPORT ADA Projected Year Totals (C)	ESTIMATED FUNDED ADA Projected Year Totals (D)	DIFFERENCE (Col. D - B) (E)	PERCENTAGE DIFFERENCE (Col. E / B) (F)
<b>C. CHARTER SCHOOL ADA</b>						
Authorizing LEAs reporting charter school SACS financial data in their Fund 01, 09, or 62 use this worksheet to report ADA for those charter schools. Charter schools reporting SACS financial data separately from their authorizing LEAs in Fund 01 or Fund 62 use this worksheet to report their ADA.						
<b>FUND 01: Charter School ADA corresponding to SACS financial data reported in Fund 01.</b>						
<b>1. Total Charter School Regular ADA</b>	0.00	0.00	0.00	0.00	0.00	0%
<b>2. Charter School County Program Alternative Education ADA</b>						
a. County Group Home and Institution Pupils	0.00	0.00	0.00	0.00	0.00	0%
b. Juvenile Halls, Homes, and Camps	0.00	0.00	0.00	0.00	0.00	0%
c. Probation Referred, On Probation or Parole, Expelled per EC 48915(a) or (c) [EC 2574(c)(4)(A)]	0.00	0.00	0.00	0.00	0.00	0%
<b>d. Total, Charter School County Program Alternative Education ADA (Sum of Lines C2a through C2c)</b>	0.00	0.00	0.00	0.00	0.00	0%
<b>3. Charter School Funded County Program ADA</b>						
a. County Community Schools per EC 1981(a)(b)&(d)	0.00	0.00	0.00	0.00	0.00	0%
b. Special Education-Special Day Class	0.00	0.00	0.00	0.00	0.00	0%
c. Special Education-NPS/LCI	0.00	0.00	0.00	0.00	0.00	0%
d. Special Education Extended Year	0.00	0.00	0.00	0.00	0.00	0%
e. Other County Operated Programs: Opportunity Schools and Full Day Opportunity Classes, Specialized Secondary Schools, Technical, Agricultural, and Natural Resource Conservation Schools	0.00	0.00	0.00	0.00	0.00	0%
<b>f. Total, Charter School Funded County Program ADA (Sum of Lines C3a through C3e)</b>	0.00	0.00	0.00	0.00	0.00	0%
<b>4. TOTAL CHARTER SCHOOL ADA (Sum of Lines C1, C2d, and C3f)</b>	0.00	0.00	0.00	0.00	0.00	0%
<b>FUND 09 or 62: Charter School ADA corresponding to SACS financial data reported in Fund 01 or Fund 62.</b>						
<b>5. Total Charter School Regular ADA</b>	1,862.17	1,862.17	1,863.52	1,863.52	1.35	0%
<b>6. Charter School County Program Alternative Education ADA</b>						
a. County Group Home and Institution Pupils	0.00	0.00	0.00	0.00	0.00	0%
b. Juvenile Halls, Homes, and Camps	0.00	0.00	0.00	0.00	0.00	0%
c. Probation Referred, On Probation or Parole, Expelled per EC 48915(a) or (c) [EC 2574(c)(4)(A)]	0.00	0.00	0.00	0.00	0.00	0%
<b>d. Total, Charter School County Program Alternative Education ADA (Sum of Lines C6a through C6c)</b>	0.00	0.00	0.00	0.00	0.00	0%
<b>7. Charter School Funded County Program ADA</b>						
a. County Community Schools per EC 1981(a)(b)&(d)	0.00	0.00	0.00	0.00	0.00	0%
b. Special Education-Special Day Class	0.00	0.00	0.00	0.00	0.00	0%
c. Special Education-NPS/LCI	0.00	0.00	0.00	0.00	0.00	0%
d. Special Education Extended Year	0.00	0.00	0.00	0.00	0.00	0%
e. Other County Operated Programs: Opportunity Schools and Full Day Opportunity Classes, Specialized Secondary Schools, Technical, Agricultural, and Natural Resource Conservation Schools	0.00	0.00	0.00	0.00	0.00	0%
<b>f. Total, Charter School Funded County Program ADA (Sum of Lines C7a through C7e)</b>	0.00	0.00	0.00	0.00	0.00	0%
<b>8. TOTAL CHARTER SCHOOL ADA (Sum of Lines C5, C6d, and C7f)</b>	1,862.17	1,862.17	1,863.52	1,863.52	1.35	0%
<b>9. TOTAL CHARTER SCHOOL ADA Reported in Fund 01, 09, or 62 (Sum of Lines C4 and C8)</b>	1,862.17	1,862.17	1,863.52	1,863.52	1.35	0%

	Object	Beginning Balances (Ref. Only)	Actuals Through the Month of (Enter Month Name):								
			July	August	September	October	November	December	January	February	
<b>A. BEGINNING CASH</b>			63,791,598.11	59,316,224.88	52,463,275.91	100,841,832.04	92,179,608.49	89,734,602.69	111,981,831.45	147,363,368.50	
<b>B. RECEIPTS</b>											
LCFF/Revenue Limit Sources											
	8010-8019		12,282,022.00	12,282,022.00	35,455,233.00	22,107,641.00	22,107,641.00	35,447,528.00	22,107,641.00	18,504,825.80	
	8020-8079						0.00	955,389.62	43,155,112.37	0.00	
	8080-8099				(351.85)	(1,295,621.00)	0.00	0.00	4,908.66	0.00	
	8100-8299			9,386.74	377,812.02	1,522,483.27	1,460,251.68	5,581,537.95	794,735.38	282,491.20	
	8300-8599		1,122,403.00	1,171,293.00	36,935,856.44	7,181,796.09	9,785,071.17	12,829,039.26	9,919,898.88	1,796,090.48	
	8600-8799		328,414.28	28,491.81	1,002,292.94	158,119.34	250,600.46	1,222,627.46	433,530.98	120,030.44	
	8910-8929										
	8930-8979										
<b>TOTAL RECEIPTS</b>			13,732,839.28	13,491,193.55	73,770,842.55	29,674,418.70	33,603,564.31	56,036,122.29	76,415,827.27	20,703,437.92	
<b>C. DISBURSEMENTS</b>											
	1000-1999		1,687,426.75	3,358,191.50	15,419,835.04	15,780,779.76	16,337,376.60	16,297,323.54	16,141,648.04	17,439,279.21	
	2000-2999		2,289,915.56	3,423,948.78	4,595,974.15	5,054,121.00	4,908,037.45	4,973,654.33	4,779,617.15	4,249,880.89	
	3000-3999		1,952,674.97	2,887,957.64	11,120,799.51	11,269,238.14	11,228,444.71	11,404,872.11	11,339,363.02	17,555,153.28	
	4000-4999		139,738.79	638,034.39	505,917.47	528,903.36	291,991.19	437,712.61	413,163.35	1,877,156.72	
	5000-5999		670,710.49	1,849,422.88	3,353,680.65	5,664,282.03	3,382,987.10	4,692,353.03	5,660,926.33	5,668,960.12	
	6000-6599			5,546,969.82	2,768,554.66	1,514,128.55	1,414,143.32	249,790.81	1,203,995.65	1,163,929.23	
	7000-7499					3,246.82		0.00	35,959.58	1,276,998.67	
	7600-7629			211,451.33	21,317.96	219,047.43	10,794.12	251,097.76	1,581,952.36	48,916.33	
	7630-7699										
<b>TOTAL DISBURSEMENTS</b>			6,740,466.56	17,915,976.34	37,786,079.44	40,033,747.09	37,573,774.49	38,306,804.19	41,156,625.48	49,280,274.45	
<b>D. BALANCE SHEET ITEMS</b>											
<u>Assets and Deferred Outflows</u>											
	9111-9199	(809,513.95)	373,259.64		98,293.64	112,960.67	31,379.54	14,048.63	133,890.91	186,188.21	
	9200-9299	(28,381,376.65)	4,330,584.59	340,416.71	12,509,998.50	1,632,004.92	1,640,671.98	4,358,175.28	(2,557.55)		
	9310	(2,691,875.68)	2,692,171.68					0.00			
	9320	(126,019.10)		24.84	598.92		279.08				
	9330	(38,549.00)						0.00			
	9340										
	9490										
<b>SUBTOTAL</b>			(32,047,334.38)	7,396,015.91	340,441.55	12,608,891.06	1,744,965.59	1,672,330.60	4,372,223.91	131,333.36	186,188.21
<u>Liabilities and Deferred Inflows</u>											
	9500-9599	26,960,107.69	15,539,095.08	2,618,935.23	215,098.04	47,860.75	147,126.22	(145,686.75)	8,998.10	0.00	
	9610	3,474,339.28	3,324,666.78	149,672.50							
	9640										
	9650	20,620,188.09									
	9690										
<b>SUBTOTAL</b>			51,054,635.06	18,863,761.86	2,768,607.73	215,098.04	47,860.75	147,126.22	(145,686.75)	8,998.10	0.00
<u>Nonoperating</u>											
	9910										
<b>TOTAL BALANCE SHEET ITEMS</b>			(83,101,969.44)	(11,467,745.95)	(2,428,166.18)	12,393,793.02	1,697,104.84	1,525,204.38	4,517,910.66	122,335.26	186,188.21
<b>E. NET INCREASE/DECREASE (B - C + D)</b>			(4,475,373.23)	(6,852,948.97)	48,378,556.13	(8,662,223.55)	(2,445,005.80)	22,247,228.76	35,381,537.05	(28,390,648.32)	
<b>F. ENDING CASH (A + E)</b>			59,316,224.88	52,463,275.91	100,841,832.04	92,179,608.49	89,734,602.69	111,981,831.45	147,363,368.50	118,972,720.18	
<b>G. ENDING CASH, PLUS CASH ACCRUALS AND ADJUSTMENTS</b>											

	Object	March	April	May	June	Accruals	Adjustments	TOTAL	BUDGET
ACTUALS THROUGH THE MONTH OF (Enter Month Name):									
<b>A. BEGINNING CASH</b>									
		118,972,720.18	114,893,917.74	125,805,541.17	103,493,366.23				
<b>B. RECEIPTS</b>									
LCFF/Revenue Limit Sources									
Principal Apportionment	8010-8019	31,472,412.30	18,504,825.80	18,504,825.80	32,769,227.29	0.01		281,545,845.00	281,545,845.00
Property Taxes	8020-8079	0.00	26,963,653.04	770,390.08	2,600,066.69	14,833.20		74,459,445.00	74,459,445.00
Miscellaneous Funds	8080-8099	(2,673,764.51)	0.00	0.00	(4,941,829.76)	(39.54)		(8,906,698.00)	(8,906,698.00)
Federal Revenue	8100-8299	2,975,634.16	1,127,977.35	258,019.10	9,487,615.14	22,792,616.35		46,670,560.34	46,670,560.34
Other State Revenue	8300-8599	6,640,825.16	7,277,027.79	1,796,090.48	10,871,921.30	20,982,143.15		128,309,456.20	128,309,456.20
Other Local Revenue	8600-8799	129,567.01	132,530.44	120,030.44	144,780.38	3,392,172.84		7,463,188.82	7,463,188.82
Interfund Transfers In	8910-8929				1,386,880.00	0.00		1,386,880.00	1,386,880.00
All Other Financing Sources	8930-8979							0.00	0.00
<b>TOTAL RECEIPTS</b>		<b>38,544,674.12</b>	<b>54,006,014.42</b>	<b>21,449,355.90</b>	<b>52,318,661.04</b>	<b>47,181,726.01</b>	<b>0.00</b>	<b>530,928,677.36</b>	<b>530,928,677.36</b>
<b>C. DISBURSEMENTS</b>									
Certificated Salaries	1000-1999	17,439,279.21	17,439,279.21	17,439,279.21	17,072,137.11	8,763,281.89		180,615,117.07	180,615,117.07
Classified Salaries	2000-2999	4,249,880.89	4,780,418.17	4,780,418.17	5,310,955.04	2,046,359.78		55,443,181.36	55,443,181.36
Employee Benefits	3000-3999	11,703,435.52	11,703,435.52	11,703,435.52	10,240,506.35	20,296,894.61		144,406,210.90	144,406,210.90
Books and Supplies	4000-4999	1,781,314.72	1,817,092.93	1,748,355.51	1,829,669.42	9,281,488.44		21,290,538.90	21,290,538.90
Services	5000-5999	6,167,275.89	6,167,275.89	6,167,275.89	6,167,275.89	5,850,601.80		61,463,027.99	61,463,027.99
Capital Outlay	6000-6599	1,745,893.85	1,745,893.85	1,745,893.85	2,909,823.18	33,205,156.32		55,214,173.09	55,214,173.09
Other Outgo	7000-7499	0.00	49,098.64	24,125.21	81,331.34	545,968.52		2,016,728.78	2,016,728.78
Interfund Transfers Out	7600-7629	14,487.26	0.00	501,316.04	629,432.30	(184,151.93)		3,305,660.96	3,305,660.96
All Other Financing Uses	7630-7699							0.00	0.00
<b>TOTAL DISBURSEMENTS</b>		<b>43,101,567.34</b>	<b>43,702,494.21</b>	<b>44,110,099.40</b>	<b>44,241,130.63</b>	<b>79,805,599.43</b>	<b>0.00</b>	<b>523,754,639.05</b>	<b>523,754,639.05</b>
<b>D. BALANCE SHEET ITEMS</b>									
<u>Assets and Deferred Outflows</u>									
Cash Not In Treasury	9111-9199	194,283.34	40,475.70	64,761.12	186,188.21	0.00		1,435,729.61	
Accounts Receivable	9200-9299	283,807.44	567,627.52	283,807.44	1,419,037.27	0.00		27,363,574.10	
Due From Other Funds	9310							2,692,171.68	
Stores	9320					0.00		902.84	
Prepaid Expenditures	9330							0.00	
Other Current Assets	9340							0.00	
Deferred Outflows of Resources	9490							0.00	
<b>SUBTOTAL</b>		<b>478,090.78</b>	<b>608,103.22</b>	<b>348,568.56</b>	<b>1,605,225.48</b>	<b>0.00</b>	<b>0.00</b>	<b>31,492,378.23</b>	
<u>Liabilities and Deferred Inflows</u>									
Accounts Payable	9500-9599	0.00	0.00	0.00	0.00	0.00		18,431,426.67	
Due To Other Funds	9610							3,474,339.28	
Current Loans	9640							0.00	
Unearned Revenues	9650							0.00	
Deferred Inflows of Resources	9690					0.00		0.00	
<b>SUBTOTAL</b>		<b>0.00</b>	<b>0.00</b>	<b>0.00</b>	<b>0.00</b>	<b>0.00</b>	<b>0.00</b>	<b>21,905,765.95</b>	
<u>Nonoperating</u>									
Suspense Clearing	9910							0.00	
<b>TOTAL BALANCE SHEET ITEMS</b>		<b>478,090.78</b>	<b>608,103.22</b>	<b>348,568.56</b>	<b>1,605,225.48</b>	<b>0.00</b>	<b>0.00</b>	<b>9,586,612.28</b>	
<b>E. NET INCREASE/DECREASE (B - C + D)</b>									
		<b>(4,078,802.44)</b>	<b>10,911,623.43</b>	<b>(22,312,174.94)</b>	<b>9,682,755.89</b>	<b>(32,623,873.42)</b>	<b>0.00</b>	<b>16,760,650.59</b>	<b>7,174,038.31</b>
<b>F. ENDING CASH (A + E)</b>									
		<b>114,893,917.74</b>	<b>125,805,541.17</b>	<b>103,493,366.23</b>	<b>113,176,122.12</b>				
<b>G. ENDING CASH, PLUS CASH ACCRUALS AND ADJUSTMENTS</b>									
								<b>80,552,248.70</b>	

Provide methodology and assumptions used to estimate ADA, enrollment, revenues, expenditures, reserves and fund balance, and multiyear commitments (including cost-of-living adjustments).

Deviations from the standards must be explained and may affect the interim certification.

**CRITERIA AND STANDARDS**

**1. CRITERION: Average Daily Attendance**

STANDARD: Funded average daily attendance (ADA) for any of the current fiscal year or two subsequent fiscal years has not changed by more than two percent since first interim projections.

District's ADA Standard Percentage Range: -2.0% to +2.0%

**1A. Calculating the District's ADA Variances**

DATA ENTRY: First Interim data that exist will be extracted into the first column, otherwise, enter data for all fiscal years. Second Interim Projected Year Totals data that exist for the current year will be extracted; otherwise, enter data for all fiscal years.

Estimated Funded ADA

Fiscal Year	First Interim	Second Interim	Percent Change	Status
	Projected Year Totals (Form 01CSI, Item 1A)	Projected Year Totals (Form AI, Lines A6 and C9)		
Current Year (2015-16)	40,786.82	40,774.20	0.0%	Met
1st Subsequent Year (2016-17)	40,032.82	40,688.74	1.6%	Met
2nd Subsequent Year (2017-18)	39,632.82	40,288.74	1.7%	Met

**1B. Comparison of District ADA to the Standard**

DATA ENTRY: Enter an explanation if the standard is not met.

- 1a. STANDARD MET - Funded ADA has not changed since first interim projections by more than two percent in any of the current year or two subsequent fiscal years.

**Explanation:**  
(required if NOT met)

**2. CRITERION: Enrollment**

STANDARD: Projected enrollment for any of the current fiscal year or two subsequent fiscal years has not changed by more than two percent since first interim projections.

District's Enrollment Standard Percentage Range: -2.0% to +2.0%

**2A. Calculating the District's Enrollment Variances**

DATA ENTRY: First Interim data that exist will be extracted; otherwise, enter data into the first column for all fiscal years. Enter data in the second column for all fiscal years.

Fiscal Year	Enrollment		Percent Change	Status
	First Interim (Form 01CSI, Item 2A)	Second Interim CBEDS/Projected		
Current Year (2015-16)	46,110	46,877	1.7%	Met
1st Subsequent Year (2016-17)	45,331	46,467	2.5%	Not Met
2nd Subsequent Year (2017-18)	45,330	46,070	1.6%	Met

**2B. Comparison of District Enrollment to the Standard**

DATA ENTRY: Enter an explanation if the standard is not met.

- 1a. STANDARD NOT MET - Enrollment projections have changed since first interim projections by more than two percent in any of the current year or two subsequent fiscal years. Provide reasons why the change(s) exceed the standard, a description of the methods and assumptions used in projecting enrollment, and what changes will be made to improve the accuracy of projections in this area.

**Explanation:**  
(required if NOT met)

Enrollment decreased less than anticipated for 2015-16, thus 2016-17 and 2017-18 have been adjusted to reflect the higher than expected enrollment. Still assumes declining enrollment but at a lesser rate than 1st interim.

**3. CRITERION: ADA to Enrollment**

STANDARD: Projected second period (P-2) average daily attendance (ADA) to enrollment ratio for any of the current fiscal year or two subsequent fiscal years has not increased from the historical average ratio from the three prior fiscal years by more than one half of one percent (0.5%).

**3A. Calculating the District's ADA to Enrollment Standard**

DATA ENTRY: Unaudited Actuals data that exist will be extracted into the P-2 ADA column for the First Prior Year; otherwise, enter First Prior Year data. P-2 ADA for the second and third prior years are preloaded. First Interim data that exist will be extracted into the Enrollment column; otherwise, enter Enrollment data for all fiscal years.

Fiscal Year	P-2 ADA Unaudited Actuals (Form A, Lines 3, 6, and 26) (Form A, Lines A6 and C4) (Form A, Lines A6 and C9)	Enrollment CBEDS Actual (Form 01CSI, Item 3A)	Historical Ratio of ADA to Enrollment
Third Prior Year (2012-13)	42,019	47,616	88.2%
Second Prior Year (2013-14)	41,662	47,031	88.6%
First Prior Year (2014-15)	40,805	46,868	87.1%
		Historical Average Ratio:	88.0%
		<b>District's ADA to Enrollment Standard (historical average ratio plus 0.5%):</b>	<b>88.5%</b>

**3B. Calculating the District's Projected Ratio of ADA to Enrollment**

DATA ENTRY: Estimated P-2 ADA data that exist will be extracted into the first column for the Current Year; otherwise, enter data in the first column for all fiscal years. All other data are extracted.

Fiscal Year	Estimated P-2 ADA (Form AI, Lines A6 and C9)	Enrollment CBEDS/Projected (Criterion 2, Item 2A)	Ratio of ADA to Enrollment	Status
Current Year (2015-16)	40,689	46,877	86.8%	Met
1st Subsequent Year (2016-17)	40,289	46,467	86.7%	Met
2nd Subsequent Year (2017-18)	39,889	46,070	86.6%	Met

**3C. Comparison of District ADA to Enrollment Ratio to the Standard**

DATA ENTRY: Enter an explanation if the standard is not met.

- 1a. STANDARD MET - Projected P-2 ADA to enrollment ratio has not exceeded the standard for the current year and two subsequent fiscal years.

**Explanation:**  
(required if NOT met)

**4. CRITERION: LCFF Revenue**

**STANDARD:** Projected LCFF revenue for any of the current fiscal year or two subsequent fiscal years has not changed by more than two percent since first interim projections.

District's LCFF Revenue Standard Percentage Range: -2.0% to +2.0%

**4A. Calculating the District's Projected Change in LCFF Revenue**

DATA ENTRY: First Interim data that exist will be extracted; otherwise, enter data into the first column. In the Second Interim column, Current Year data are extracted; enter data for the two subsequent years.

Fiscal Year	LCFF Revenue (Fund 01, Objects 8011, 8012, 8020-8089)		Percent Change	Status
	First Interim (Form 01CSI, Item 4A)	Second Interim Projected Year Totals		
	Current Year (2015-16)	349,659,305.00		
1st Subsequent Year (2016-17)	355,014,731.00	373,065,685.00	5.1%	Not Met
2nd Subsequent Year (2017-18)	359,581,765.00	380,362,418.00	5.8%	Not Met

**4B. Comparison of District LCFF Revenue to the Standard**

DATA ENTRY: Enter an explanation if the standard is not met.

- 1a. **STANDARD NOT MET** - Projected LCFF revenue has changed since first interim projections by more than two percent in any of the current year or two subsequent fiscal years. Provide reasons why the change(s) exceed the standard and a description of the methods and assumptions used in projecting LCFF revenue.

**Explanation:**  
(required if NOT met)

Enrollment declined at a lessor rate which increased estimated revenues for 2016-17 and 2017-18. The District's unduplicated count increased more than anticipated in 2015-16 due to a districtwide effort to collect meal applications, thus; increasing revenues in 2015-16 and subsequent years. Projected revenues for 2016-17 & 2017-18 were also increased based on the Governor's January budget proposal.



**5. CRITERION: Salaries and Benefits**

STANDARD: Projected ratio of total unrestricted salaries and benefits to total unrestricted general fund expenditures for any of the current fiscal year or two subsequent fiscal years has not changed from the historical average ratio from the three prior fiscal years by more than the greater of three percent or the district's required reserves percentage.

It is likely that for many districts the 2014-15 and 2015-16 change from the historical average ratio will exceed the standard because certain revenues that were restricted prior to the LCFF are now unrestricted within the LCFF.

**5A. Calculating the District's Historical Average Ratio of Unrestricted Salaries and Benefits to Total Unrestricted General Fund Expenditures**

DATA ENTRY: Unaudited Actuals data that exist for the First Prior Year will be extracted; otherwise, enter data for the First Prior Year. Unaudited Actuals data for the second and third prior years are preloaded.

Fiscal Year	Unaudited Actuals - Unrestricted (Resources 0000-1999)		Ratio of Unrestricted Salaries and Benefits to Total Unrestricted Expenditures
	Salaries and Benefits (Form 01, Objects 1000-3999)	Total Expenditures (Form 01, Objects 1000-7499)	
Third Prior Year (2012-13)	198,377,945.69	221,907,300.37	89.4%
Second Prior Year (2013-14)	218,491,111.11	241,364,229.76	90.5%
First Prior Year (2014-15)	247,730,736.79	270,276,304.79	91.7%
Historical Average Ratio:			90.5%

	Current Year (2015-16)	1st Subsequent Year (2016-17)	2nd Subsequent Year (2017-18)
District's Reserve Standard Percentage (Criterion 10B, Line 4)	2.0%	2.0%	2.0%
<b>District's Salaries and Benefits Standard (historical average ratio, plus/minus the greater of 3% or the district's reserve standard percentage):</b>	<b>87.5% to 93.5%</b>	<b>87.5% to 93.5%</b>	<b>87.5% to 93.5%</b>

**5B. Calculating the District's Projected Ratio of Unrestricted Salaries and Benefits to Total Unrestricted General Fund Expenditures**

DATA ENTRY: If Form MYPI exists, Projected Year Totals data for the two subsequent years will be extracted; if not, enter Projected Year Totals data. Projected Year Totals data for Current Year are extracted.

Fiscal Year	Projected Year Totals - Unrestricted (Resources 0000-1999)		Ratio of Unrestricted Salaries and Benefits to Total Unrestricted Expenditures	Status
	Salaries and Benefits (Form 011, Objects 1000-3999) (Form MYPI, Lines B1-B3)	Total Expenditures (Form 011, Objects 1000-7499) (Form MYPI, Lines B1-B8, B10)		
Current Year (2015-16)	271,936,210.32	310,048,581.06	87.7%	Met
1st Subsequent Year (2016-17)	291,087,266.51	329,886,968.25	88.2%	Met
2nd Subsequent Year (2017-18)	298,258,415.26	332,368,408.00	89.7%	Met

**5C. Comparison of District Salaries and Benefits Ratio to the Standard**

DATA ENTRY: Enter an explanation if the standard is not met.

- 1a. STANDARD MET - Ratio of total unrestricted salaries and benefits to total unrestricted expenditures has met the standard for the current year and two subsequent fiscal years.

**Explanation:**  
(required if NOT met)

**6. CRITERION: Other Revenues and Expenditures**

STANDARD: Projected operating revenues (including federal, other state and other local) or expenditures (including books and supplies, and services and other operating), for any of the current fiscal year or two subsequent fiscal years, have not changed by more than five percent since first interim projections.

Changes that exceed five percent in any major object category must be explained.

District's Other Revenues and Expenditures Standard Percentage Range:	-5.0% to +5.0%
District's Other Revenues and Expenditures Explanation Percentage Range:	-5.0% to +5.0%

**6A. Calculating the District's Change by Major Object Category and Comparison to the Explanation Percentage Range**

DATA ENTRY: First Interim data that exist will be extracted; otherwise, enter data into the first column. Second Interim data for the Current Year are extracted. If Second Interim Form MYPI exists, data for the two subsequent years will be extracted; if not, enter data for the two subsequent years into the second column.

Explanations must be entered for each category if the percent change for any year exceeds the district's explanation percentage range.

Object Range / Fiscal Year	First Interim Projected Year Totals (Form 01CSI, Item 6A)	Second Interim Projected Year Totals (Fund 01) (Form MYPI)	Percent Change	Change Is Outside Explanation Range
<b>Federal Revenue (Fund 01, Objects 8100-8299) (Form MYPI, Line A2)</b>				
Current Year (2015-16)	46,498,046.34	46,670,560.34	0.4%	No
1st Subsequent Year (2016-17)	45,196,101.04	44,664,486.65	-1.2%	No
2nd Subsequent Year (2017-18)	45,196,101.04	44,664,486.65	-1.2%	No

**Explanation:**  
(required if Yes)

<b>Other State Revenue (Fund 01, Objects 8300-8599) (Form MYPI, Line A3)</b>				
Current Year (2015-16)	131,255,303.20	128,309,456.20	-2.2%	No
1st Subsequent Year (2016-17)	55,130,371.52	63,230,373.74	14.7%	Yes
2nd Subsequent Year (2017-18)	56,497,604.73	56,497,607.01	0.0%	No

**Explanation:**  
(required if Yes)

The first interim for 2015-16 included projections for state programs and did not include many programs that can't be estimated. 2016-17 includes \$8.1 million one-time mandated funds from the Governor's January budget proposal.

<b>Other Local Revenue (Fund 01, Objects 8600-8799) (Form MYPI, Line A4)</b>				
Current Year (2015-16)	5,358,045.82	7,463,188.82	39.3%	Yes
1st Subsequent Year (2016-17)	5,358,045.82	7,463,188.82	39.3%	Yes
2nd Subsequent Year (2017-18)	5,358,045.82	7,463,188.82	39.3%	Yes

**Explanation:**  
(required if Yes)

The first interim for 2015-16 included projections for local programs and did not include many programs that can't be estimated because several of them are donations. In addition to Donations, one of the biggest increases included \$567,000 from the Bechtel Jr. Foundation.

<b>Books and Supplies (Fund 01, Objects 4000-4999) (Form MYPI, Line B4)</b>				
Current Year (2015-16)	21,730,159.70	21,290,538.90	-2.0%	No
1st Subsequent Year (2016-17)	19,246,523.70	21,337,851.83	10.9%	Yes
2nd Subsequent Year (2017-18)	18,745,473.70	18,141,092.83	-3.2%	No

**Explanation:**  
(required if Yes)

2016-17 includes additional one-time expenditures based on one-time mandated funds from the Governor's January budget proposal.

<b>Services and Other Operating Expenditures (Fund 01, Objects 5000-5999) (Form MYPI, Line B5)</b>				
Current Year (2015-16)	59,823,420.04	61,463,027.99	2.7%	No
1st Subsequent Year (2016-17)	59,869,261.22	61,518,493.99	2.8%	No
2nd Subsequent Year (2017-18)	59,360,386.22	61,275,618.99	3.2%	No

**Explanation:**  
(required if Yes)

**6B. Calculating the District's Change in Total Operating Revenues and Expenditures**

DATA ENTRY: All data are extracted or calculated.

Object Range / Fiscal Year	First Interim Projected Year Totals	Second Interim Projected Year Totals	Percent Change	Status
<b>Total Federal, Other State, and Other Local Revenue (Section 6A)</b>				
Current Year (2015-16)	183,111,395.36	182,443,205.36	-0.4%	Met
1st Subsequent Year (2016-17)	105,684,518.38	115,358,049.21	9.2%	Not Met
2nd Subsequent Year (2017-18)	107,051,751.59	108,625,282.48	1.5%	Met
<b>Total Books and Supplies, and Services and Other Operating Expenditures (Section 6A)</b>				
Current Year (2015-16)	81,553,579.74	82,753,566.89	1.5%	Met
1st Subsequent Year (2016-17)	79,115,784.92	82,856,345.82	4.7%	Met
2nd Subsequent Year (2017-18)	78,105,859.92	79,416,711.82	1.7%	Met

**6C. Comparison of District Total Operating Revenues and Expenditures to the Standard Percentage Range**

DATA ENTRY: Explanations are linked from Section 6A if the status in Section 6B is Not Met; no entry is allowed below.

- 1a. STANDARD NOT MET - One or more projected operating revenue have changed since first interim projections by more than the standard in one or more of the current year or two subsequent fiscal years. Reasons for the projected change, descriptions of the methods and assumptions used in the projections, and what changes, if any, will be made to bring the projected operating revenues within the standard must be entered in Section 6A above and will also display in the explanation box below.

**Explanation:**

Federal Revenue  
(linked from 6A  
if NOT met)

**Explanation:**

Other State Revenue  
(linked from 6A  
if NOT met)

The first interim for 2015-16 included projections for state programs and did not include many programs that can't be estimated. 2016-17 includes \$8.1 million one-time mandated funds from the Governor's January budget proposal.

**Explanation:**

Other Local Revenue  
(linked from 6A  
if NOT met)

The first interim for 2015-16 included projections for local programs and did not include many programs that can't be estimated because several of them are donations. In addition to Donations, one of the biggest increases included \$567,000 from the Bechtel Jr. Foundation.

- 1b. STANDARD MET - Projected total operating expenditures have not changed since first interim projections by more than the standard for the current year and two subsequent fiscal years.

**Explanation:**

Books and Supplies  
(linked from 6A  
if NOT met)

**Explanation:**

Services and Other Exps  
(linked from 6A  
if NOT met)

**7. CRITERION: Facilities Maintenance**

**STANDARD:** Identify changes that have occurred since budget adoption in the projected contributions for facilities maintenance funding as required pursuant to Education Code Section 17070.75, or in how the district is providing adequately to preserve the functionality of its facilities for their normal life in accordance with Education Code sections 52060(d)(1) and 17002(d)(1).

**Determining the District's Compliance with the Contribution Requirement for EC Section 17070.75, as amended by AB 104 (Chapter 13, Statutes of 2015), effective 2015-16 and 2016-17 - Ongoing and Major Maintenance/Restricted Maintenance Account (OMMA/RMA)**

**NOTE:** AB 104 (Chapter 13, Statutes of 2015) requires the district to deposit into the account, for the 2015-16 and 2016-17 fiscal years, a minimum amount that is the lesser of 3% of the total general fund expenditures and other financing uses for that fiscal year or the amount that the district deposited into the account for the 2014-15 fiscal year.

**DATA ENTRY:** For the Required Minimum Contribution, enter the lesser of 3% of the total general fund expenditures and other financing uses for the current year or the amount that the district deposited into the account for the 2014-15 fiscal year. If EC 17070.75(e)(1) and (e)(2) apply, input 3%. First Interim data that exists will be extracted; otherwise, enter First Interim data into lines 1 and 2. All other data are extracted.

	Required Minimum Contribution	Second Interim Contribution Projected Year Totals (Fund 01, Resource 8150, Objects 8900-8999)	Status
1. OMMA/RMA Contribution	9,292,258.00	9,973,751.00	Met
2. First Interim Contribution (information only) (Form 01CSI, First Interim, Criterion 7, Line 1)		9,973,751.00	

If status is not met, enter an X in the box that best describes why the minimum required contribution was not made:

- Not applicable (district does not participate in the Leroy F. Greene School Facilities Act of 1998)
- Exempt (due to district's small size [EC Section 17070.75 (b)(2)(E)])
- Other (explanation must be provided)

**Explanation:**  
(required if NOT met  
and Other is marked)

**8. CRITERION: Deficit Spending**

STANDARD: Unrestricted deficit spending (total unrestricted expenditures and other financing uses is greater than total unrestricted revenues and other financing sources) as a percentage of total unrestricted expenditures and other financing uses, has not exceeded one-third of the district's available reserves<sup>1</sup> as a percentage of total expenditures and other financing uses<sup>2</sup> in any of the current fiscal year or two subsequent fiscal years.

<sup>1</sup>Available reserves are the unrestricted amounts in the Reserve for Economic Uncertainties and the Unassigned/Unappropriated accounts in the General Fund and the Special Reserve Fund for Other Than Capital Outlay Projects. Available reserves will be reduced by any negative ending balances in restricted resources in the General Fund.

<sup>2</sup>A school district that is the Administrative Unit of a Special Education Local Plan Area (SELPA) may exclude from its expenditures the distribution of funds to its participating members.

**8A. Calculating the District's Deficit Spending Standard Percentage Levels**

DATA ENTRY: All data are extracted or calculated.

	Current Year (2015-16)	1st Subsequent Year (2016-17)	2nd Subsequent Year (2017-18)
District's Available Reserve Percentages (Criterion 10C, Line 9)	5.9%	4.5%	4.1%
<b>District's Deficit Spending Standard Percentage Levels (one-third of available reserve percentage):</b>	<b>2.0%</b>	<b>1.5%</b>	<b>1.4%</b>

**8B. Calculating the District's Deficit Spending Percentages**

DATA ENTRY: Current Year data are extracted. If Form MYPI exists, data for the two subsequent years will be extracted; if not, enter data for the two subsequent years into the first and second columns.

Fiscal Year	Projected Year Totals		Deficit Spending Level (If Net Change in Unrestricted Fund Balance is negative, else N/A)	Status
	Net Change in Unrestricted Fund Balance (Form 011, Section E) (Form MYPI, Line C)	Total Unrestricted Expenditures and Other Financing Uses (Form 011, Objects 1000-7999) (Form MYPI, Line B11)		
Current Year (2015-16)	8,218,270.88	311,778,581.06	N/A	Met
1st Subsequent Year (2016-17)	(8,685,579.62)	331,616,968.25	2.6%	Not Met
2nd Subsequent Year (2017-18)	(13,237,517.10)	334,098,408.00	4.0%	Not Met

**8C. Comparison of District Deficit Spending to the Standard**

DATA ENTRY: Enter an explanation if the standard is not met.

- 1a. STANDARD NOT MET - Unrestricted deficit spending has exceeded the standard percentage level in any of the current year or two subsequent fiscal years. Provide reasons for the deficit spending, a description of the methods and assumptions used in balancing the unrestricted budget, and what changes will be made to ensure that the budget deficits are eliminated or are balanced within the standard.

**Explanation:**  
(required if NOT met)

The Board and administration have assigned reserves in 2015-16 to cover 2016-17 and 2017-18 deficit spending. The Board will take necessary action to ensure balanced budgets in subsequent years and avoid deficit spending.

**9. CRITERION: Fund and Cash Balances**

A. FUND BALANCE STANDARD: Projected general fund balance will be positive at the end of the current fiscal year and two subsequent fiscal years.

**9A-1. Determining if the District's General Fund Ending Balance is Positive**

DATA ENTRY: Current Year data are extracted. If Form MYPI exists, data for the two subsequent years will be extracted; if not, enter data for the two subsequent years.

Fiscal Year	Ending Fund Balance General Fund Projected Year Totals (Form 011, Line F2 ) (Form MYPI, Line D2)	Status
Current Year (2015-16)	51,958,335.74	Met
1st Subsequent Year (2016-17)	39,859,464.31	Met
2nd Subsequent Year (2017-18)	26,621,947.21	Met

**9A-2. Comparison of the District's Ending Fund Balance to the Standard**

DATA ENTRY: Enter an explanation if the standard is not met.

- 1a. STANDARD MET - Projected general fund ending balance is positive for the current fiscal year and two subsequent fiscal years.

Explanation:  
(required if NOT met)

B. CASH BALANCE STANDARD: Projected general fund cash balance will be positive at the end of the current fiscal year.

**9B-1. Determining if the District's Ending Cash Balance is Positive**

DATA ENTRY: If Form CASH exists, data will be extracted; if not, data must be entered below.

Fiscal Year	Ending Cash Balance General Fund (Form CASH, Line F, June Column)	Status
Current Year (2015-16)	113,176,122.12	Met

**9B-2. Comparison of the District's Ending Cash Balance to the Standard**

DATA ENTRY: Enter an explanation if the standard is not met.

- 1a. STANDARD MET - Projected general fund cash balance will be positive at the end of the current fiscal year.

Explanation:  
(required if NOT met)

**10. CRITERION: Reserves**

STANDARD: Available reserves<sup>1</sup> for any of the current fiscal year or two subsequent fiscal years are not less than the following percentages or amounts<sup>2</sup> as applied to total expenditures and other financing uses<sup>3</sup>:

DATA ENTRY: Current Year data are extracted. Enter district and charter school ADA corresponding to financial data reported in the General Fund, only, for the two subsequent years.

Percentage Level	District ADA		
5% or \$65,000 (greater of)	0	to	300
4% or \$65,000 (greater of)	301	to	1,000
3%	1,001	to	30,000
2%	30,001	to	400,000
1%	400,001	and	over

<sup>1</sup> Available reserves are the unrestricted amounts in the Reserve for Economic Uncertainties and the Unassigned/Unappropriated accounts in the General Fund and Special Reserve Fund for Other Than Capital Outlay Projects. Available reserves will be reduced by any negative ending balances in restricted resources in the General Fund.

<sup>2</sup> Dollar amounts to be adjusted annually by the prior year statutory cost-of-living adjustment (Education Code Section 42238), rounded to the nearest thousand.

<sup>3</sup> A school district that is the Administrative Unit (AU) of a Special Education Local Plan Area (SELPA) may exclude from its expenditures the distribution of funds to its participating members.

	Current Year (2015-16)	1st Subsequent Year (2016-17)	2nd Subsequent Year (2017-18)
District Estimated P-2 ADA (Form A, lines A6 and C4):	38,825	38,425	38,025
<b>District's Reserve Standard Percentage Level:</b>	<b>2%</b>	<b>2%</b>	<b>2%</b>

**10A. Calculating the District's Special Education Pass-through Exclusions (only for districts that serve as the AU of a SELPA)**

DATA ENTRY: For SELPA AUs, if Form MYPI exists, all data will be extracted including the Yes/No button selection. If not, click the appropriate Yes or No button for item 1 and, if Yes, enter data for item 2a and for the two subsequent years in item 2b; Current Year data are extracted.

For districts that serve as the AU of a SELPA (Form MYPI, Lines F1a, F1b1, and F1b2):

- Do you choose to exclude from the reserve calculation the pass-through funds distributed to SELPA members?
- If you are the SELPA AU and are excluding special education pass-through funds:
  - Enter the name(s) of the SELPA(s): \_\_\_\_\_

	Current Year Projected Year Totals (2015-16)	1st Subsequent Year (2016-17)	2nd Subsequent Year (2017-18)
b. Special Education Pass-through Funds (Fund 10, resources 3300-3499 and 6500-6540, objects 7211-7213 and 7221-7223)	0.00	0.00	0.00

**10B. Calculating the District's Reserve Standard**

DATA ENTRY: If Form MYPI exists, all data will be extracted or calculated. If not, enter data for line 1 for the two subsequent years; Current Year data are extracted.

	Current Year Projected Year Totals (2015-16)	1st Subsequent Year (2016-17)	2nd Subsequent Year (2017-18)
1. Expenditures and Other Financing Uses (Form 011, objects 1000-7999) (Form MYPI, Line B11)	523,754,639.05	492,618,774.72	494,271,643.60
2. Plus: Special Education Pass-through (Criterion 10A, Line 2b, if Criterion 10A, Line 1 is No)	0.00	0.00	0.00
3. Total Expenditures and Other Financing Uses (Line B1 plus Line B2)	523,754,639.05	492,618,774.72	494,271,643.60
4. Reserve Standard Percentage Level	2%	2%	2%
5. Reserve Standard - by Percent (Line B3 times Line B4)	10,475,092.78	9,852,375.49	9,885,432.87
6. Reserve Standard - by Amount (\$65,000 for districts with less than 1,001 ADA, else 0)	0.00	0.00	0.00
7. <b>District's Reserve Standard (Greater of Line B5 or Line B6)</b>	<b>10,475,092.78</b>	<b>9,852,375.49</b>	<b>9,885,432.87</b>

**10C. Calculating the District's Available Reserve Amount**

DATA ENTRY: All data are extracted from fund data and Form MYPI. If Form MYPI does not exist, enter data for the two subsequent years.

Reserve Amounts (Unrestricted resources 0000-1999 except Line 4)	Current Year Projected Year Totals (2015-16)	1st Subsequent Year (2016-17)	2nd Subsequent Year (2017-18)
1. General Fund - Stabilization Arrangements (Fund 01, Object 9750) (Form MYPI, Line E1a)	0.00		
2. General Fund - Reserve for Economic Uncertainties (Fund 01, Object 9789) (Form MYPI, Line E1b)	18,763,133.00	20,013,133.00	20,013,133.00
3. General Fund - Unassigned/Unappropriated Amount (Fund 01, Object 9790) (Form MYPI, Line E1c)	12,156,653.93	2,221,074.31	0.00
4. General Fund - Negative Ending Balances in Restricted Resources (Fund 01, Object 979Z, if negative, for each of resources 2000-9999) (Form MYPI, Line E1d)	0.00	0.00	0.00
5. Special Reserve Fund - Stabilization Arrangements (Fund 17, Object 9750) (Form MYPI, Line E2a)	0.00		
6. Special Reserve Fund - Reserve for Economic Uncertainties (Fund 17, Object 9789) (Form MYPI, Line E2b)	0.00		
7. Special Reserve Fund - Unassigned/Unappropriated Amount (Fund 17, Object 9790) (Form MYPI, Line E2c)	0.00		
8. District's Available Reserve Amount (Lines C1 thru C7)	30,919,786.93	22,234,207.31	20,013,133.00
9. District's Available Reserve Percentage (Information only) (Line 8 divided by Section 10B, Line 3)	5.90%	4.51%	4.05%
<b>District's Reserve Standard (Section 10B, Line 7):</b>	<b>10,475,092.78</b>	<b>9,852,375.49</b>	<b>9,885,432.87</b>
Status:	Met	Met	Met

**10D. Comparison of District Reserve Amount to the Standard**

DATA ENTRY: Enter an explanation if the standard is not met.

- 1a. STANDARD MET - Available reserves have met the standard for the current year and two subsequent fiscal years.

**Explanation:**  
(required if NOT met)



---

**SUPPLEMENTAL INFORMATION**

---

DATA ENTRY: Click the appropriate Yes or No button for items S1 through S4. Enter an explanation for each Yes answer.

**S1. Contingent Liabilities**

1a. Does your district have any known or contingent liabilities (e.g., financial or program audits, litigation, state compliance reviews) that have occurred since first interim projections that may impact the budget?

1b. If Yes, identify the liabilities and how they may impact the budget:

**S2. Use of One-time Revenues for Ongoing Expenditures**

1a. Does your district have ongoing general fund expenditures funded with one-time revenues that have changed since first interim projections by more than five percent?

1b. If Yes, identify the expenditures and explain how the one-time resources will be replaced to continue funding the ongoing expenditures in the following fiscal years:

**S3. Temporary Interfund Borrowings**

1a. Does your district have projected temporary borrowings between funds?  
(Refer to Education Code Section 42603)

1b. If Yes, identify the interfund borrowings:

**S4. Contingent Revenues**

1a. Does your district have projected revenues for the current fiscal year or either of the two subsequent fiscal years contingent on reauthorization by the local government, special legislation, or other definitive act (e.g., parcel taxes, forest reserves)?

1b. If Yes, identify any of these revenues that are dedicated for ongoing expenses and explain how the revenues will be replaced or expenditures reduced:

**S5. Contributions**

Identify projected contributions from unrestricted resources in the general fund to restricted resources in the general fund for the current fiscal year and two subsequent fiscal years. Provide an explanation if contributions have changed by more than \$20,000 and more than five percent since first interim projections.

Identify projected transfers to or from the general fund to cover operating deficits in either the general fund or any other fund for the current fiscal year and two subsequent fiscal years. Provide an explanation if transfers have changed by more than \$20,000 and more than five percent since first interim projections.

Identify capital project cost overruns that have occurred since first interim projections that may impact the general fund budget.

District's Contributions and Transfers Standard: -5.0% to +5.0%  
or -\$20,000 to +\$20,000

**S5A. Identification of the District's Projected Contributions, Transfers, and Capital Projects that may Impact the General Fund**

DATA ENTRY: First Interim data that exist will be extracted; otherwise, enter data into the first column. For Contributions, the Second Interim's Current Year data will be extracted. Enter Second Interim Contributions for the 1st and 2nd Subsequent Years. For Transfers In and Transfers Out, if Form MYP exists, the data will be extracted into the Second Interim column for the Current Year, and 1st and 2nd Subsequent Years. If Form MYP does not exist, enter data in the Current Year, and 1st and 2nd Subsequent Years. Click on the appropriate button for Item 1d; all other data will be calculated.

Description / Fiscal Year	First Interim (Form 01CSI, Item S5A)	Second Interim Projected Year Totals	Percent Change	Amount of Change	Status
<b>1a. Contributions, Unrestricted General Fund (Fund 01, Resources 0000-1999, Object 8980)</b>					
Current Year (2015-16)	(57,637,702.31)	(57,637,702.31)	0.0%	0.00	Met
1st Subsequent Year (2016-17)	(58,736,267.84)	(59,002,267.84)	0.5%	266,000.00	Met
2nd Subsequent Year (2017-18)	(60,117,311.86)	(60,387,301.86)	0.4%	269,990.00	Met
<b>1b. Transfers In, General Fund *</b>					
Current Year (2015-16)	1,386,880.00	1,386,880.00	0.0%	0.00	Met
1st Subsequent Year (2016-17)	1,409,070.08	1,409,070.08	0.0%	0.00	Met
2nd Subsequent Year (2017-18)	1,444,015.02	1,444,015.02	0.0%	0.00	Met
<b>1c. Transfers Out, General Fund *</b>					
Current Year (2015-16)	2,181,816.72	3,305,660.96	51.5%	1,123,844.24	Not Met
1st Subsequent Year (2016-17)	1,802,930.93	1,730,000.00	-4.0%	(72,930.93)	Met
2nd Subsequent Year (2017-18)	1,802,930.93	1,730,000.00	-4.0%	(72,930.93)	Met

**1d. Capital Project Cost Overruns**

Have capital project cost overruns occurred since first interim projections that may impact the general fund operational budget?

No

\* Include transfers used to cover operating deficits in either the general fund or any other fund.

**S5B. Status of the District's Projected Contributions, Transfers, and Capital Projects**

DATA ENTRY: Enter an explanation if Not Met for items 1a-1c or if Yes for Item 1d.

1a. MET - Projected contributions have not changed since first interim projections by more than the standard for the current year and two subsequent fiscal years.

**Explanation:**  
(required if NOT met)

1b. MET - Projected transfers in have not changed since first interim projections by more than the standard for the current year and two subsequent fiscal years.

**Explanation:**  
(required if NOT met)

- 1c. NOT MET - The projected transfers out of the general fund have changed since first interim projections by more than the standard for any of the current year or subsequent two fiscal years. Identify the amounts transferred, by fund, and whether transfers are ongoing or one-time in nature. If ongoing, explain the district's plan, with timeframes, for reducing or eliminating the transfers.

**Explanation:**  
(required if NOT met)

2015-16 \$1.6 million of the Emergency Repair Program was transferred to reimburse expenses in the capital facilities fund.

- 1d. NO - There have been no capital project cost overruns occurring since first interim projections that may impact the general fund operational budget.

**Project Information:**  
(required if YES)

---

---

---

---

---

---

**S6. Long-term Commitments**

Identify all existing and new multiyear commitments<sup>1</sup> and their annual required payment for the current fiscal year and two subsequent fiscal years.

Explain how any increase in annual payments will be funded. Also, explain how any decrease to funding sources used to pay long-term commitments will be replaced.

<sup>1</sup> Include multiyear commitments, multiyear debt agreements, and new programs or contracts that result in long-term obligations.

**S6A. Identification of the District's Long-term Commitments**

DATA ENTRY: If First Interim data exist (Form 01CSI, Item S6A), long-term commitment data will be extracted and it will only be necessary to click the appropriate button for Item 1b. Extracted data may be overwritten to update long-term commitment data in Item 2, as applicable. If no First Interim data exist, click the appropriate buttons for items 1a and 1b, and enter all other data, as applicable.

1. a. Does your district have long-term (multiyear) commitments?  
(If No, skip items 1b and 2 and sections S6B and S6C) Yes
- b. If Yes to Item 1a, have new long-term (multiyear) commitments been incurred since first interim projections? No
2. If Yes to Item 1a, list (or update) all new and existing multiyear commitments and required annual debt service amounts. Do not include long-term commitments for postemployment benefits other than pensions (OPEB); OPEB is disclosed in Item S7A.

Type of Commitment	# of Years Remaining	SACS Fund and Object Codes Used For:		Principal Balance as of July 1, 2015
		Funding Sources (Revenues)	Debt Service (Expenditures)	
Capital Leases	5	General Fund/Various Resources	Equipment	171,676
Certificates of Participation	0	N/A		
General Obligation Bonds	13/15/18	BIRF	Buildings	473,813,297
Supp Early Retirement Program				
State School Building Loans				
Compensated Absences		Various Funds/Sources	Vacation Earned	7,822,065

Other Long-term Commitments (do not include OPEB):

Lease Revenue Bonds	24	Developer Fees/General Fund Unrestricted	Buildings	72,380,000
Net Pension Liability		State Funding Sources	Pension	284,496,000
<b>TOTAL:</b>				<b>838,683,038</b>

Type of Commitment (continued)	Prior Year (2014-15) Annual Payment (P & I)	Current Year (2015-16) Annual Payment (P & I)	1st Subsequent Year (2016-17) Annual Payment (P & I)	2nd Subsequent Year (2017-18) Annual Payment (P & I)
Capital Leases	116,861	50,263	50,263	50,263
Certificates of Participation				
General Obligation Bonds	35,059,224	38,851,893	46,014,926	44,931,012
Supp Early Retirement Program				
State School Building Loans				
Compensated Absences				

Other Long-term Commitments (continued):

		0	0	0
Lease Revenue Bonds		5,465,634	5,467,604	5,466,824
Net Pension Liability				
<b>Total Annual Payments:</b>	<b>35,176,085</b>	<b>44,367,790</b>	<b>51,532,793</b>	<b>50,448,099</b>
<b>Has total annual payment increased over prior year (2014-15)?</b>		<b>Yes</b>	<b>Yes</b>	<b>Yes</b>

---

**S6B. Comparison of the District's Annual Payments to Prior Year Annual Payment**

---

DATA ENTRY: Enter an explanation if Yes.

- 1a. Yes - Annual payments for long-term commitments have increased in one or more of the current or two subsequent fiscal years. Explain how the increase in annual payments will be funded.

**Explanation:**  
(Required if Yes  
to increase in total  
annual payments)

The Bond Interest and Redemption fund will cover the increase in annual payments.

---

**S6C. Identification of Decreases to Funding Sources Used to Pay Long-term Commitments**

---

DATA ENTRY: Click the appropriate Yes or No button in Item 1; if Yes, an explanation is required in Item 2.

1. Will funding sources used to pay long-term commitments decrease or expire prior to the end of the commitment period, or are they one-time sources?

No

2. No - Funding sources will not decrease or expire prior to the end of the commitment period, and one-time funds are not being used for long-term commitment.

**Explanation:**  
(Required if Yes)

**S7. Unfunded Liabilities**

Identify any changes in estimates for unfunded liabilities since first interim projections, and indicate whether the changes are the result of a new actuarial valuation.

**S7A. Identification of the District's Estimated Unfunded Liability for Postemployment Benefits Other Than Pensions (OPEB)**

DATA ENTRY: Click the appropriate button(s) for items 1a-1c, as applicable. First Interim data that exist (Form 01CSI, Item S7A) will be extracted; otherwise, enter First Interim and Second Interim data in items 2-4.

- 1. a. Does your district provide postemployment benefits other than pensions (OPEB)? (If No, skip items 1b-4)
- b. If Yes to Item 1a, have there been changes since first interim in OPEB liabilities?
- c. If Yes to Item 1a, have there been changes since first interim in OPEB contributions?

	First Interim (Form 01CSI, Item S7A)	Second Interim
2. OPEB Liabilities		
a. OPEB actuarial accrued liability (AAL)	611,400,000.00	664,932,454.00
b. OPEB unfunded actuarial accrued liability (UAAL)	50,035,815.00	658,138,767.00
c. Are AAL and UAAL based on the district's estimate or an actuarial valuation?	Actuarial	Actuarial
d. If based on an actuarial valuation, indicate the date of the OPEB valuation.	Jul 01, 2013	Jul 01, 2013

	First Interim (Form 01CSI, Item S7A)	Second Interim
3. OPEB Contributions		
a. OPEB annual required contribution (ARC) per actuarial valuation or Alternative Measurement Method		
Current Year (2015-16)	54,496,789.00	54,496,789.00
1st Subsequent Year (2016-17)	54,496,789.00	54,496,789.00
2nd Subsequent Year (2017-18)	54,496,789.00	54,496,789.00
b. OPEB amount contributed (for this purpose, include premiums paid to a self-insurance fund) (Funds 01-70, objects 3701-3752)		
Current Year (2015-16)	30,025,839.43	30,007,895.98
1st Subsequent Year (2016-17)	31,827,389.80	31,808,369.74
2nd Subsequent Year (2017-18)	33,737,033.19	33,716,871.92
c. Cost of OPEB benefits (equivalent of "pay-as-you-go" amount)		
Current Year (2015-16)	30,025,839.43	30,007,895.98
1st Subsequent Year (2016-17)	31,827,389.80	31,808,369.74
2nd Subsequent Year (2017-18)	33,737,033.19	33,716,871.92
d. Number of retirees receiving OPEB benefits		
Current Year (2015-16)	4,234	4,234
1st Subsequent Year (2016-17)	4,284	4,284
2nd Subsequent Year (2017-18)	4,283	4,283

4. Comments:

The District provides post-employment health care benefits for certain retiree groups depending on hire/retirement date. The majority of the certificated retiree's health benefits are paid 100% by the District. Classified and management employees have varying medical retirement benefits based on hired date. Classified and management with hire dates after 1996 have limited district contributions. The data above is as of the last actuarial report in July 2013. The District is currently working on getting an updated report.

**S7B. Identification of the District's Unfunded Liability for Self-insurance Programs**

DATA ENTRY: Click the appropriate button(s) for items 1a-1c, as applicable. First Interim data that exist (Form 01CSI, Item S7B) will be extracted; otherwise, enter First Interim and Second Interim data in items 2-4.

1. a. Does your district operate any self-insurance programs such as workers' compensation, employee health and welfare, or property and liability? (Do not include OPEB; which is covered in Section S7A) (If No, skip items 1b-4)

Yes
-----

b. If Yes to item 1a, have there been changes since first interim in self-insurance liabilities?

No
----

c. If Yes to item 1a, have there been changes since first interim in self-insurance contributions?

No
----

2. Self-Insurance Liabilities

a. Accrued liability for self-insurance programs  
b. Unfunded liability for self-insurance programs

	First Interim (Form 01CSI, Item S7B)	Second Interim
a. Accrued liability for self-insurance programs	17,075,153.00	17,075,153.00
b. Unfunded liability for self-insurance programs	17,075,153.00	17,075,153.00

3. Self-Insurance Contributions

a. Required contribution (funding) for self-insurance programs  
 Current Year (2015-16)  
 1st Subsequent Year (2016-17)  
 2nd Subsequent Year (2017-18)

b. Amount contributed (funded) for self-insurance programs  
 Current Year (2015-16)  
 1st Subsequent Year (2016-17)  
 2nd Subsequent Year (2017-18)

	First Interim (Form 01CSI, Item S7B)	Second Interim
a. Required contribution (funding) for self-insurance programs		
Current Year (2015-16)	14,015,007.00	14,015,007.00
1st Subsequent Year (2016-17)	14,015,007.00	14,015,007.00
2nd Subsequent Year (2017-18)	14,015,007.00	14,015,007.00
b. Amount contributed (funded) for self-insurance programs		
Current Year (2015-16)	14,015,007.00	14,015,007.00
1st Subsequent Year (2016-17)	14,015,007.00	14,015,007.00
2nd Subsequent Year (2017-18)	14,015,007.00	14,015,007.00

4. Comments:

The District has established a Self-insurance fund to account for employee vision, dental and worker's compensation benefits. The plans are self-insured and contract with a third party administrator for benefits processing. The District belongs to a Joint Power Association (JPA) that helps manage claims to maintain lower costs.

**S8. Status of Labor Agreements**

Analyze the status of employee labor agreements. Identify new labor agreements that have been ratified since first interim projections, as well as new commitments provided as part of previously ratified multiyear agreements; and include all contracts, including all administrator contracts (and including all compensation). For new agreements, indicate the date of the required board meeting. Compare the increase in new commitments to the projected increase in ongoing revenues and explain how these commitments will be funded in future fiscal years.

**If salary and benefit negotiations are not finalized, upon settlement with certificated or classified staff:**

The school district must determine the cost of the settlement, including salaries, benefits, and any other agreements that change costs, and provide the county office of education (COE) with an analysis of the cost of the settlement and its impact on the operating budget.

The county superintendent shall review the analysis relative to the criteria and standards and may provide written comments to the president of the district governing board and superintendent.

**S8A. Cost Analysis of District's Labor Agreements - Certificated (Non-management) Employees**

DATA ENTRY: Click the appropriate Yes or No button for "Status of Certificated Labor Agreements as of the Previous Reporting Period." There are no extractions in this section.

**Status of Certificated Labor Agreements as of the Previous Reporting Period**

Were all certificated labor negotiations settled as of first interim projections?

No

If Yes, complete number of FTEs, then skip to section S8B.

If No, continue with section S8A.

**Certificated (Non-management) Salary and Benefit Negotiations**

	Prior Year (2nd Interim) (2014-15)	Current Year (2015-16)	1st Subsequent Year (2016-17)	2nd Subsequent Year (2017-18)
Number of certificated (non-management) full-time-equivalent (FTE) positions	1,984.0	2,077.0	2,159.0	2,153.0

1a. Have any salary and benefit negotiations been settled since first interim projections?

No

If Yes, and the corresponding public disclosure documents have been filed with the COE, complete questions 2 and 3.

If Yes, and the corresponding public disclosure documents have not been filed with the COE, complete questions 2-5.

If No, complete questions 6 and 7.

1b. Are any salary and benefit negotiations still unsettled?

Yes

If Yes, complete questions 6 and 7.

Negotiations Settled Since First Interim Projections

2a. Per Government Code Section 3547.5(a), date of public disclosure board meeting:

[ ]

2b. Per Government Code Section 3547.5(b), was the collective bargaining agreement certified by the district superintendent and chief business official?

[ ]

If Yes, date of Superintendent and CBO certification:

[ ]

3. Per Government Code Section 3547.5(c), was a budget revision adopted to meet the costs of the collective bargaining agreement?

n/a

If Yes, date of budget revision board adoption:

[ ]

4. Period covered by the agreement:

Begin Date: [ ]

End Date: [ ]

5. Salary settlement:

Current Year  
(2015-16)

1st Subsequent Year  
(2016-17)

2nd Subsequent Year  
(2017-18)

Is the cost of salary settlement included in the interim and multiyear projections (MYPs)?

--	--	--

**One Year Agreement**

Total cost of salary settlement

--	--	--

% change in salary schedule from prior year  
or

--	--	--

**Multiyear Agreement**

Total cost of salary settlement

--	--	--

% change in salary schedule from prior year  
(may enter text, such as "Reopener")

--	--	--

Identify the source of funding that will be used to support multiyear salary commitments:

[ ]



Negotiations Not Settled

6. Cost of a one percent increase in salary and statutory benefits

1,965,210
-----------

7. Amount included for any tentative salary schedule increases

Current Year (2015-16)	1st Subsequent Year (2016-17)	2nd Subsequent Year (2017-18)
4,913,025	4,110,820	0

**Certificated (Non-management) Health and Welfare (H&W) Benefits**

- Are costs of H&W benefit changes included in the interim and MYPs?
- Total cost of H&W benefits
- Percent of H&W cost paid by employer
- Percent projected change in H&W cost over prior year

Current Year (2015-16)	1st Subsequent Year (2016-17)	2nd Subsequent Year (2017-18)
Yes	Yes	Yes
55,053,311	61,275,891	64,952,445
100.0%	100.0%	100.0%
6.0%	6.0%	6.0%

**Certificated (Non-management) Prior Year Settlements Negotiated Since First Interim Projections**

Are any new costs negotiated since first interim projections for prior year settlements included in the interim?

No		
----	--	--

If Yes, amount of new costs included in the interim and MYPs  
If Yes, explain the nature of the new costs:

Starting in 2nd Interim, Health and Welfare includes OPEB and Life, which were not previously included.
---

**Certificated (Non-management) Step and Column Adjustments**

- Are step & column adjustments included in the interim and MYPs?
- Cost of step & column adjustments
- Percent change in step & column over prior year

Current Year (2015-16)	1st Subsequent Year (2016-17)	2nd Subsequent Year (2017-18)
Yes	Yes	Yes
2,694,412	2,724,836	2,851,451
1.5%	1.5%	1.5%

**Certificated (Non-management) Attrition (layoffs and retirements)**

- Are savings from attrition included in the budget and MYPs?
- Are additional H&W benefits for those laid-off or retired employees included in the interim and MYPs?

Current Year (2015-16)	1st Subsequent Year (2016-17)	2nd Subsequent Year (2017-18)
Yes	Yes	Yes
Yes	Yes	Yes

**Certificated (Non-management) - Other**

List other significant contract changes that have occurred since first interim projections and the cost impact of each change (i.e., class size, hours of employment, leave of absence, bonuses, etc.):

---

---

---

---

---

---

---

---

---

---

**S8B. Cost Analysis of District's Labor Agreements - Classified (Non-management) Employees**

DATA ENTRY: Click the appropriate Yes or No button for "Status of Classified Labor Agreements as of the Previous Reporting Period." There are no extractions in this section.

**Status of Classified Labor Agreements as of the Previous Reporting Period**

Were all classified labor negotiations settled as of first interim projections?

If Yes, complete number of FTEs, then skip to section S8C.

If No, continue with section S8B.

No

**Classified (Non-management) Salary and Benefit Negotiations**

	Prior Year (2nd Interim) (2014-15)	Current Year (2015-16)	1st Subsequent Year (2016-17)	2nd Subsequent Year (2017-18)
Number of classified (non-management) FTE positions	1,117.0	1,174.0	1,178.0	1,178.0

1a. Have any salary and benefit negotiations been settled since first interim projections?

No

If Yes, and the corresponding public disclosure documents have been filed with the COE, complete questions 2 and 3.

If Yes, and the corresponding public disclosure documents have not been filed with the COE, complete questions 2-5.

If No, complete questions 6 and 7.

1b. Are any salary and benefit negotiations still unsettled?

Yes

If Yes, complete questions 6 and 7.

**Negotiations Settled Since First Interim Projections**

2a. Per Government Code Section 3547.5(a), date of public disclosure board meeting:

2b. Per Government Code Section 3547.5(b), was the collective bargaining agreement certified by the district superintendent and chief business official?

If Yes, date of Superintendent and CBO certification:

3. Per Government Code Section 3547.5(c), was a budget revision adopted to meet the costs of the collective bargaining agreement?

n/a

If Yes, date of budget revision board adoption:

4. Period covered by the agreement:

Begin Date:

End Date:

5. Salary settlement:

	Current Year (2015-16)	1st Subsequent Year (2016-17)	2nd Subsequent Year (2017-18)
Is the cost of salary settlement included in the interim and multiyear projections (MYPs)?			

**One Year Agreement**

Total cost of salary settlement

--	--	--

% change in salary schedule from prior year  
or

--	--	--

**Multiyear Agreement**

Total cost of salary settlement

--	--	--

% change in salary schedule from prior year  
(may enter text, such as "Reopener")

--	--	--

Identify the source of funding that will be used to support multiyear salary commitments:

**Negotiations Not Settled**

6. Cost of a one percent increase in salary and statutory benefits

703,533

7. Amount included for any tentative salary schedule increases

	Current Year (2015-16)	1st Subsequent Year (2016-17)	2nd Subsequent Year (2017-18)
	1,758,832	1,407,066	0

**Classified (Non-management) Health and Welfare (H&W) Benefits**

1. Are costs of H&W benefit changes included in the interim and MYPs?
2. Total cost of H&W benefits
3. Percent of H&W cost paid by employer
4. Percent projected change in H&W cost over prior year

Current Year (2015-16)	1st Subsequent Year (2016-17)	2nd Subsequent Year (2017-18)
Yes	Yes	Yes
28,508,640	30,219,158	32,032,308
100.0%	100.0%	100.0%
6.0%	6.0%	6.0%

**Classified (Non-management) Prior Year Settlements Negotiated Since First Interim**

Are any new costs negotiated since first interim for prior year settlements included in the interim?

No		
----	--	--

If Yes, amount of new costs included in the interim and MYPs  
If Yes, explain the nature of the new costs:

Starting in 2nd Interim, Health and Welfare includes OPEB and Life, which were not previously included.

**Classified (Non-management) Step and Column Adjustments**

1. Are step & column adjustments included in the interim and MYPs?
2. Cost of step & column adjustments
3. Percent change in step & column over prior year

Current Year (2015-16)	1st Subsequent Year (2016-17)	2nd Subsequent Year (2017-18)
Yes	Yes	Yes
611,878	617,691	623,682
1.0%	1.0%	1.0%

**Classified (Non-management) Attrition (layoffs and retirements)**

1. Are savings from attrition included in the interim and MYPs?
2. Are additional H&W benefits for those laid-off or retired employees included in the interim and MYPs?

Current Year (2015-16)	1st Subsequent Year (2016-17)	2nd Subsequent Year (2017-18)
Yes	Yes	Yes
Yes	Yes	Yes

**Classified (Non-management) - Other**

List other significant contract changes that have occurred since first interim and the cost impact of each (i.e., hours of employment, leave of absence, bonuses, etc.):

---

---

---

---

---

---

---

---

---

---

**S8C. Cost Analysis of District's Labor Agreements - Management/Supervisor/Confidential Employees**

DATA ENTRY: Click the appropriate Yes or No button for "Status of Management/Supervisor/Confidential Labor Agreements as of the Previous Reporting Period." There are no extractions in this section.

**Status of Management/Supervisor/Confidential Labor Agreements as of the Previous Reporting Period**

Were all managerial/confidential labor negotiations settled as of first interim projections?   
If Yes or n/a, complete number of FTEs, then skip to S9.  
If No, continue with section S8C.

**Management/Supervisor/Confidential Salary and Benefit Negotiations**

	Prior Year (2nd Interim) (2014-15)	Current Year (2015-16)	1st Subsequent Year (2016-17)	2nd Subsequent Year (2017-18)
Number of management, supervisor, and confidential FTE positions	190.0	244.0	244.0	244.0

1a. Have any salary and benefit negotiations been settled since first interim projections?  
If Yes, complete question 2.  
If No, complete questions 3 and 4.

1b. Are any salary and benefit negotiations still unsettled?  
If Yes, complete questions 3 and 4.

Negotiations Settled Since First Interim Projections

2. Salary settlement:

	Current Year (2015-16)	1st Subsequent Year (2016-17)	2nd Subsequent Year (2017-18)
Is the cost of salary settlement included in the interim and multiyear projections (MYPs)?			
Total cost of salary settlement			
Change in salary schedule from prior year (may enter text, such as "Reopener")			

Negotiations Not Settled

3. Cost of a one percent increase in salary and statutory benefits

	Current Year (2015-16)	1st Subsequent Year (2016-17)	2nd Subsequent Year (2017-18)
4. Amount included for any tentative salary schedule increases	857,915	686,332	0

**Management/Supervisor/Confidential Health and Welfare (H&W) Benefits**

	Current Year (2015-16)	1st Subsequent Year (2016-17)	2nd Subsequent Year (2017-18)
1. Are costs of H&W benefit changes included in the interim and MYPs?	Yes	Yes	Yes
2. Total cost of H&W benefits	2,875,668	3,048,208	3,231,101
3. Percent of H&W cost paid by employer	Varies	Varies	Varies
4. Percent projected change in H&W cost over prior year	6.0%	6.0%	6.0%

**Management/Supervisor/Confidential Step and Column Adjustments**

	Current Year (2015-16)	1st Subsequent Year (2016-17)	2nd Subsequent Year (2017-18)
1. Are step & column adjustments included in the budget and MYPs?	Yes	Yes	Yes
2. Cost of step & column adjustments	152,412	153,175	153,940
3. Percent change in step and column over prior year	0.5%	0.5%	0.5%

**Management/Supervisor/Confidential Other Benefits (mileage, bonuses, etc.)**

	Current Year (2015-16)	1st Subsequent Year (2016-17)	2nd Subsequent Year (2017-18)
1. Are costs of other benefits included in the interim and MYPs?	Yes	Yes	Yes
2. Total cost of other benefits	43,200	43,200	43,200
3. Percent change in cost of other benefits over prior year	0.0%	0.0%	0.0%

**S9. Status of Other Funds**

Analyze the status of other funds that may have negative fund balances at the end of the current fiscal year. If any other fund has a projected negative fund balance, prepare an interim report and multiyear projection for that fund. Explain plans for how and when the negative fund balance will be addressed.

---

**S9A. Identification of Other Funds with Negative Ending Fund Balances**

---

DATA ENTRY: Click the appropriate button in Item 1. If Yes, enter data in Item 2 and provide the reports referenced in Item 1.

1. Are any funds other than the general fund projected to have a negative fund balance at the end of the current fiscal year?

No
----

If Yes, prepare and submit to the reviewing agency a report of revenues, expenditures, and changes in fund balance (e.g., an interim fund report) and a multiyear projection report for each fund.

2. If Yes, identify each fund, by name and number, that is projected to have a negative ending fund balance for the current fiscal year. Provide reasons for the negative balance(s) and explain the plan for how and when the problem(s) will be corrected.

---

---

---

---

---

---

---

---

---

**ADDITIONAL FISCAL INDICATORS**

---

The following fiscal indicators are designed to provide additional data for reviewing agencies. A "Yes" answer to any single indicator does not necessarily suggest a cause for concern, but may alert the reviewing agency to the need for additional review.

DATA ENTRY: Click the appropriate Yes or No button for items A2 through A9; Item A1 is automatically completed based on data from Criterion 9.

- A1. Do cash flow projections show that the district will end the current fiscal year with a negative cash balance in the general fund? (Data from Criterion 9B-1, Cash Balance, are used to determine Yes or No)
- A2. Is the system of personnel position control independent from the payroll system?
- A3. Is enrollment decreasing in both the prior and current fiscal years?
- A4. Are new charter schools operating in district boundaries that impact the district's enrollment, either in the prior or current fiscal year?
- A5. Has the district entered into a bargaining agreement where any of the current or subsequent fiscal years of the agreement would result in salary increases that are expected to exceed the projected state funded cost-of-living adjustment?
- A6. Does the district provide uncapped (100% employer paid) health benefits for current or retired employees?
- A7. Is the district's financial system independent of the county office system?
- A8. Does the district have any reports that indicate fiscal distress pursuant to Education Code Section 42127.6(a)? (If Yes, provide copies to the county office of education.)
- A9. Have there been personnel changes in the superintendent or chief business official positions within the last 12 months?

When providing comments for additional fiscal indicators, please include the item number applicable to each comment.

**Comments:**  
(optional)

---

**End of School District Second Interim Criteria and Standards Review**

---



# SACRAMENTO CITY UNIFIED SCHOOL DISTRICT BOARD OF EDUCATION

Agenda Item 10.4

**Meeting Date:** March 17, 2016

**Subject:** Resolution No. 2876: Notice of Layoff: Classified Employees –  
Reduction in Force Due to Lack of Funds and/or Lack of Work

- Information Item Only
- Approval on Consent Agenda
- Conference (for discussion only)
- Conference/First Reading (Action Anticipated: \_\_\_\_\_)
- Conference/Action
- Action
- Public Hearing

**Division:** Human Resource Services

**Recommendation:** Approve Resolution No. 2876 Notice of Layoff: Classified  
Employees – Reduction in Force Due to Lack of Funds and/or Lack of Work

**Background/Rationale:** Based on a lack of work and/or lack of funds, the District will require a reduced number of classified employee positions for the 2016-17 school year. In addition, the District continues to face declining enrollment, possible reduction/elimination of categorical funds, and structural changes.

Each year, school site and departmental administrators meet with the Human Resource and Budget departments to determine staffing needs for the upcoming school year for both classified and certificated employees. During this time, each school site and department's staffing list is reviewed and changes are made based on the following:

- 1) Staffing Needs – To provide maximum flexibility during this time of uncertain budgetary constraints.
- 2) Funding changes – categorical and general funds increase or decrease resulting in the reduction of hours or elimination of a classified position.
- 3) Academic program changes – the school site may change an academic focus resulting in the reduction of hours or elimination of a classified position.

- 4) Budget reductions or staffing formula changes – due to budgetary reductions and the potential change in staffing formulas, an increase or decrease of hours or elimination of a classified position may occur.

Prior to determining the layoff of classified employees, a review of vacant positions is conducted. That review enables Human Resource Services staff to assign a displaced employee to a vacant position; therefore, a layoff does not occur. If there are no vacancies, classified employees are noticed for layoff. Meetings with each classified bargaining unit will be scheduled to discuss the effects of layoff.

Under state law, Education Code §§ 45114, 45115, 45117, 45298, and 45308, school districts must provide not less than 60 days notice to classified employees of a layoff. The notice includes the effective date, displacement rights, and reemployment rights. Resolution #2876 and Exhibit A list the classified positions that will be laid off for the 2016-17 school year and thereafter.

The District will continue to identify alternative solutions to ensure the least or a minimal impact on employees of the District. As decisions are made regarding the District's budget for 2016-2017, additional funding may become available, new positions may be identified and/or positions that were eliminated may be reinstated.

**Financial Considerations:** Budget reductions needed to assist in addressing the District's declining enrollment.

**LCAP Goal(s):** Safe, Clean and Healthy Schools

**Documents Attached:**

1. Board of Education Executive Summary
2. Resolution No. 2876
3. Exhibit A will be available at the Board meeting.

**Estimated Time of Presentation:** 5 minutes

**Submitted by:** Cancy McArn, Chief Human Resource Officer  
Human Resource Services

**Approved by:** José L. Banda, Superintendent



**SACRAMENTO CITY UNIFIED SCHOOL DISTRICT  
BOARD OF EDUCATION**

**RESOLUTION NO. 2876**

**NOTICE OF LAYOFF – CLASSIFIED EMPLOYEES – REDUCTION IN FORCE  
DUE TO LACK OF FUNDS AND/OR LACK OF WORK**

**WHEREAS**, Education Code sections 45114, 45115, 45117, 45298 and 45308 require that notice of layoff for lack of funds and/or lack of work be provided to classified employees and set forth the procedures for laying off and reemploying such employees; and

**WHEREAS**, due to a bona fide reduction or elimination of the service being performed by any department, classified employees shall be subject to layoff for lack of funds and/or lack of work, and affected employees shall be given notice of layoff not less than 60 days prior to the effective date of layoff, and informed of their displacement rights, if any, and reemployment rights; and

**WHEREAS**, the Superintendent has recommended that the positions for the classified employees set forth in Exhibit A (attached hereto and incorporated herein by reference as though fully set forth) be reduced or eliminated for the 2016-2017 school year. The Board of Education directs the Superintendent or his authorized designee to give notice to the affected employees not less than 60 days prior to the effective date of layoff due to a lack of funds and/or lack of work and of their displacement rights, if any, and reemployment rights.

**NOW, THEREFORE, BE IT RESOLVED**, that it shall be necessary, pursuant to the recitals above incorporated by this reference, to eliminate the classified positions listed in Exhibit A as a result of lack of funds and/or lack of work. The Superintendent or his authorized designee is directed to take all appropriate action needed pursuant to the applicable provisions of the Education Code.

**PASSED AND ADOPTED** by the Sacramento City Unified School District Board of Education on this \_\_\_\_ day of March, 2016, by the following vote:

AYES: \_\_\_\_\_  
NOES: \_\_\_\_\_  
ABSTAIN: \_\_\_\_\_  
ABSENT: \_\_\_\_\_

\_\_\_\_\_  
Christina Pritchett  
President of the Board of Education

ATTESTED TO:

\_\_\_\_\_  
José L. Banda  
Secretary of the Board of Education

# Board of Education Executive Summary

## Human Resource Services – Classified Layoffs

March 17, 2016



### I. Overview/History:

Resolution #2876 – Notice of Layoff – Classified Employees – Reduction in Force Due to Lack of Funds and/or Lack of Work proposes to reduce enumerated classified positions due to a lack of work and/or lack of funds.

### II. Driving Governance:

- Education Code 45114 – “The Governing Board may lay off and reemploy classified employees only in accordance with procedures provided by Sections 45298 and 45308.
- Education Code 45115 – “Any person who was subject to being, or was in fact, laid off for lack of work or lack of funds and who elected service retirement from the Public Employees’ Retirement System shall be placed on an appropriate reemployment list.”
- Education Code 45117 – see major initiatives
- Education Code 45298 – “Persons laid off because of lack of work or lack of funds are eligible to reemployment for a period of 39 months and shall be reemployed in preference to new applicants.”
- Education Code 45308 – “Classified employees shall be subject to layoff for lack of work or lack of funds.”

### III. Budget Impact

Position reductions needed to assist in addressing the District’s declining enrollment, the elimination of certain funds and staffing needs.

### IV. Goals, Objectives and Measures:

Under state law, Education Code §§ 45114, 45115, 45117, 45298, and 45308, school districts must provide not less than a 60 day notice to classified employees of a layoff for lack of work or lack of funds. The notice includes effective date, displacement rights, and reemployment rights. Resolution #2876 and Exhibit A list the classified positions that will be laid off for the 2016-17 school year.

### V. Major Initiatives:

According to Education Code 45117, as a result of the expiration of a specially funded program, classified positions must be eliminated at the end of the year, and classified employees will be subject to layoff for lack of funds, the employees to be laid off at the end of the school year shall be given written notice on or before April 15 informing them of their layoff effective at the end of the school year and of their displacement rights, if any, and reemployment rights.

## **Board of Education Executive Summary**

### **Human Resource Services – Classified Layoffs**

March 17, 2016



In addition, Education Code 45117 states, in part, due to a bona fide reduction or elimination of the service being performed by any department, classified employees shall be subject to layoff for lack of work or lack of funds, affected employees shall be given notice of layoff not less than 60 days prior to the effective date of layoff, and informed of their displacement rights, if any, and reemployment rights.

#### **VI. Results:**

Resolution #2876 will provide layoff notices to central office and school site classified employees informing them of their layoff effective at the end of the school year. With approval of this resolution, the Chief Human Resources Officer will take all actions to send appropriate notices to all employees whose position shall be affected by layoff.

#### **VII. Next Steps:**

Approve Resolution #2876 – Notice of Layoff: Classified Employees – Reduction in Force Due to Lack of Funds/or Lack of Work.



# SACRAMENTO CITY UNIFIED SCHOOL DISTRICT BOARD OF EDUCATION

Agenda Item 10.5

**Meeting Date:** March 17, 2016

**Subject:** Approve the Multiple Subject Elementary – with BCLAD Mandarin Variable Term Waiver

- Information Item Only
- Approval on Consent Agenda
- Conference (for discussion only)
- Conference/First Reading (Action Anticipated: \_\_\_\_\_)
- Conference/Action
- Action
- Public Hearing

**Department:** Human Resource Services

**Recommendation:** Approve the Multiple Subject Elementary – with BCLAD Mandarin Variable Term Waiver for the 2015-2016 School Year to fill a need at William Land Elementary Mandarin Immersion Program.

**Background/Rationale:** The District is working diligently to provide opportunities for our students to expand their linguistic repertoire to meet the ever-changing needs of the global society. As a result, language immersion programs have become a pathway for our students to acquire fluent literacy skills in both English and another language.

The Mandarin Immersion Program at William Land Elementary School began five years ago and continuous efforts have been made to recruit qualified teachers. The Sacramento region, however, is limited in its number of qualified Mandarin immersion teachers and consequently, a limited number of qualified candidates have applied to District job postings. Additionally, while local universities, CSUS and UCD, have Mandarin programs, they do not currently have Mandarin credential programs, thus limiting the pipeline of potential Mandarin immersion teachers. In order to exercise additional options in which to fill a vacant certificated position at William Land Elementary for the remainder to the 15/16 school year and continuing through the 16/17 school (note: another waiver request will be needed for 16/17), Human Resources will be submitting a credential waiver application to the Commission on Teacher Credentialing for approval. The teacher candidate is working towards the Multiple Subjects credential, however needs additional time to complete the necessary requirements.

The District must submit this waiver request for a teacher candidate who will provide Mandarin instruction at William Land Elementary School. Having 100% Mandarin

teacher staffing in the Mandarin Immersion Program at William Land Elementary School is essential.

**Financial Considerations:** None

**LCAP Goal(s):** College and Career Ready Students; Safe, Clean, and Healthy Schools; Family and Community Engagement

**Documents Attached:**

1. Executive Summary

**Estimated Time of Presentation:** 2 minutes

**Submitted by:** Cancy McArn, Chief Human Resources Officer

**Approved by:** José L. Banda, Superintendent

# Board of Education Executive Summary

## Human Resource Services

Approve the Submission of a Credential Waiver Application to the California Commission on Teacher Credentialing for One (1) Multiple Subjects w/BCLAD Mandarin Variable Term Wavier  
March 17, 2016



### I. OVERVIEW/HISTORY:

Since July 1, 1994, the California Commission on Teacher Credentialing (CCTC) has had the sole authority to review requests by employing school districts to temporarily waive specific credential requirements for individuals. Waivers are requested by employing agencies when they have exhausted their attempts to find a credentialed individual or an individual who is eligible for an emergency permit. When adopting regulations and developing procedures for exercising its authority, the Commission established as the fundamental goal of the waiver process the transitioning of individuals from waivers to emergency permits and ultimately to full credentials. Since the requirements for credential waivers are at a level below those for emergency permits, regulations require that every waiver presented to the Commission's Appeals and Waivers Committee must go through a public notice process at the local level. Governing boards of public school districts must approve each waiver in a public meeting.

The Commission is the agency of California government that licenses teachers and other professionals who serve in the public schools. As the policy-making body that establishes and maintains standards for the education profession in the state, the Commission is concerned with the quality and effectiveness of the preparation of teachers and other school practitioners. On behalf of the education profession and the general public, one of the Commission's most important responsibilities is to establish and implement strong, effective standards of quality for the preparation and assessment of teachers who will prepare students for a changing global society.

### II. DRIVING GOVERNANCE:

As China's role in the world economy continues to emerge, the demand for learning and teaching the Chinese languages is growing. Dual immersion programs have been increasing in the United States since the 1980's for a number of reasons: competition in a global economy, a growing population of English language learners, and success of previous programs. Language immersion classes, in an array of languages, can now be found in urban and suburban areas throughout the country.

The District is working diligently to provide opportunities for our students to expand their linguistic repertoire to meet the ever-changing needs of the global society. As a result, language immersion programs have become a pathway for our students to acquire fluent literacy skills in both English and another language.

The Mandarin Immersion Program at William Land Elementary School began five years ago and continuous efforts have been made to recruit qualified teachers. The Sacramento region, however, is limited in its number of qualified Mandarin immersion teachers and consequently, a limited number of qualified candidates have applied to District job postings. Additionally, while local universities, CSUS and UCD, have Mandarin programs, they do not currently have Mandarin credential

## Board of Education Executive Summary

### Human Resource Services

Approve the Submission of a Credential Waiver Application to the California Commission on Teacher Credentialing for One (1) Multiple Subjects w/BCLAD Mandarin Variable Term Wavier  
March 17, 2016



programs, thus limiting the pipeline of potential Mandarin immersion teachers. The following represents some recruitment efforts employed this school year:

- Advertisement in World Journal Publication (Nationwide Chinese Newspaper)
- Pursued employment leads outside of regional area (i.e. San Francisco Bay Area, Southern California, and China/Taiwan)
- Engaging in the H-1B visa process
- Attended local and regional teacher recruitment job fairs
- Explored all employment leads from PTA.

### III. BUDGET: N/A

### IV. GOALS, OBJECTIVES AND MEASURES:

In order to exercise additional options in which to fill a vacant certificated position at William Land Elementary for the remainder to the 15/16 school year and continuing through the 16/17 school (note: another waiver request will be needed for 16/17), Human Resources will be submitting a credential waiver application to the Commission on Teacher Credentialing for approval. The teacher candidate is working towards the Multiple Subjects credential, however needs additional time to complete the necessary requirements.

The District must submit this waiver request for a teacher candidate who will provide Mandarin instruction at William Land Elementary School. Having 100% Mandarin teacher staffing at William Land Elementary School is essential.

### V. MAJOR INITIATIVES:

The District works to fill all positions in order to best support sites, programs, and students by recruiting, training, retaining, and supporting a motivated, capable and diverse workforce.

### VI. RESULTS:

With the approval of this waiver request the District will submit the applicatoin to CCTC following teacher will be able to teach Mandarin in the William Land Elementary School immersion program:

- Celia Peng

## Board of Education Executive Summary

### Human Resource Services

Approve the Submission of a Credential Waiver Application to the California Commission on Teacher Credentialing for One (1) Multiple Subjects w/BCLAD Mandarin Variable Term Wavier

March 17, 2016

---



### VII. LESSONS LEARNED/NEXT STEPS:

Staff and the William Land PTA Subcommittee have been meeting regularly since September in order to identify ways to recruit for and fill the hard to fill positions within the Mandarin Immersion Program at William Land.

Staff suggests the approval of the Submission of a Credential Waiver Application to the California Commission on Teacher Credentialing for One (1) Multiple Subjects w/BCLAD Mandarin Variable Term Waiver in order to meet the needs of the Mandarin Immersion Program at William Land Elementary.





# SACRAMENTO CITY UNIFIED SCHOOL DISTRICT BOARD OF EDUCATION

Agenda Item 11.1

**Meeting Date:** March 17, 2016

**Subject:** Business and Financial Information

- Information Item Only
- Approval on Consent Agenda
- Conference (for discussion only)
- Conference/First Reading (Action Anticipated: \_\_\_\_\_)
- Conference/Action
- Action
- Public Hearing

**Department:** Business Services

**Recommendation:** Receive business and financial information.

**Background/Rationale:**

- Purchase Order Board Report for the Period of January 15, 2016 through February 14, 2016
- Report on Contracts within the Expenditure Limitations Specified in Section PCC 20111 for January 1, 2016 through February 29, 2016

**Financial Considerations:** Reflects standard business information.

**LCAP Goal(s):** Family and Community Engagement; College and Career Ready Students

**Documents Attached:**

1. Purchase Order Board Report for the Period of January 15, 2016 through February 14, 2016
2. Report on Contracts within the Expenditure Limitations Specified in Section PCC 20111 for January 1, 2016 through February 29, 2016

**Estimated Time:** N/A

**Submitted by:** Gerardo Castillo, CPA, Chief Business Officer

**Approved by:** José L. Banda, Superintendent

## Includes Purchase Orders dated 01/15/2016 - 02/14/2016 \*\*\*

PO Number	Vendor Name	Description	Location	Fund	Account Amount
B16-00739	SIGNATURE REPROGRAPHICS	0715-0670 ELDER CREEK (CH) SHDE STRCT.	FACILITIES SUPPORT SERVICES	12	150.00
B16-00740	LANGUAGE WORLD SERVICES, INC.	LANGUAGE INTERPRETING	SPECIAL EDUCATION DEPARTMENT	01	1,000.00
B16-00741	CLASS ACT ALLIANCE, INC INTERP RETING SERVICES	DEAF INTERPRETING SERVICES	SPECIAL EDUCATION DEPARTMENT	01	9,000.00
B16-00742	Serina Silvestre	PARENT MILEAGE REIMBURSEMENT	SPECIAL EDUCATION DEPARTMENT	01	250.00
B16-00743	GEORGE PATTON ASSOCIATES INC d ba DISPLAYS2GO	Purchase Order for Displays2go	MATERIALS DEVELOPMENT LAB	01	789.40
B16-00744	Morgan Tire Of Sacramento	MATERIALS FOR GLAZING/VEHICLE SHOP 15/16 SCHL	FACILITIES MAINTENANCE	01	500.00
B16-00745	SIGNATURE REPROGRAPHICS	0265-412-0198 OAK RIDGE PORTBLE BLDGIN RPLCE	FACILITIES SUPPORT SERVICES	01	250.00
B16-00746	JAEWON & JASON JUN	SETTLEMENT (TO \$2500 MONTH)	SPECIAL EDUCATION DEPARTMENT	01	15,000.00
B16-00747	SIGNATURE REPROGRAPHICS	0108-413-0209 ETHEL BKER WNDW/WALL SYS.	FACILITIES SUPPORT SERVICES	01	500.00
B16-00748	SMART & FINAL IRIS CO ACCOUNT #601246000-20405152	SMART & FINAL - BLANKET ORDER	SUCCESS ACADEMY	01	2,000.00
B16-00749	PEST CONTROL CENTER INC	GOPHER REMOVAL, (8) VARIOUS SITES	FACILITIES MAINTENANCE	01	25,760.00
B16-00750	Maria Rangel	FEDERAL PROPORTIONMENT 2015-16	SPECIAL EDUCATION DEPARTMENT	01	1,406.00
B16-00751	SIGNATURE REPROGRAPHICS	0235-410-0178 MARK TWAIN ROOFS (ADMIN)	FACILITIES SUPPORT SERVICES	01	200.00
B16-00752	Kanter Immigration Law Office	KANTER IMMIGRATION LAW OFFICE SERVICES	ADMIN-LEGAL COUNSEL	01	2,000.00
B16-00753	SIGNATURE REPROGRAPHICS	704-0415 CALIFORNIA MS HVAC/LGHTING	FACILITIES SUPPORT SERVICES	01	750.00
B16-00754	SIGNATURE REPROGRAPHICS	0114-404 FREEPORT FA	FACILITIES SUPPORT SERVICES	21	300.00
B16-00755	SIGNATURE REPROGRAPHICS	0650-404 CP HUNTINGTON (CH) FA	FACILITIES SUPPORT SERVICES	21	150.00
B16-00756	The Rapid Group, LLC	RAPID INFORMATION DESTRUCTION ( SHREDDING)	CAPITAL CITY SCHOOL	01	325.50
B16-00757	BARBARA DANA	FEDERAL PROPORTIONMENT 2015-16	SPECIAL EDUCATION DEPARTMENT	01	1,406.00
B16-00758	Tasleem Ali	FEDERAL PROPORTIONMENT 2015-16	SPECIAL EDUCATION DEPARTMENT	01	1,406.00
CHB16-00364	U S BANK/SCUSD	OFFICE DEPOT BLANKET ORDER	AREA ASSITANT SUPERINTENDENTS	01	250.00
CHB16-00365	U S BANK/SCUSD	CAL CARD ACCOUNT 4246-0446-0003-3439	RISK MANAGEMENT	01	238.21
CHB16-00366	U S BANK/SCUSD	CAL CARD ACCOUNT 4246-0446-0003-3439	RISK MANAGEMENT	01	239.60

\*\*\* See the last page for criteria limiting the report detail.

The preceding Purchase Orders have been issued in accordance with the District's Purchasing Policy and authorization of the Board of Trustees. It is recommended that the preceding Purchase Orders be approved and that payment be authorized upon delivery and acceptance of the items ordered.

ESCAPE ONLINE

Page 1 of 32

## Includes Purchase Orders dated 01/15/2016 - 02/14/2016 \*\*\*

PO Number	Vendor Name	Description	Location	Fund	Account Amount
CHB16-00368	U S BANK/SCUSD	OFFICE DEPOT BLANKET ORDER	WASHINGTON ELEMENTARY SCHOOL	01	1,900.00
CHB16-00369	U S BANK/SCUSD	INSTRUCTIONAL SUPPLIES	SEQUOIA ELEMENTARY SCHOOL	01	450.00
CHB16-00370	RAY MORGAN/SCUSD	RAY MORGAN COPIER LEASE	NICHOLAS ELEMENTARY SCHOOL	01	3,000.00
CHB16-00371	RAY MORGAN/SCUSD	BO FOR COPIER USAGE 2015-16	ADMIN-LEGAL COUNSEL	01	500.00
CHB16-00372	SCUSD/PAPER	PAPER FOR COPIER	ACADEMIC OFFICE	01	250.00
CHB16-00373	RAY MORGAN/SCUSD	BLANKET ORDER-COPIER	ACADEMIC OFFICE	01	1,000.00
CS16-00344	HANCOCK PARK & DELONG INC	0520-411-0190 HIRAM JOHNSON HS DOOR REPAIR	FACILITIES SUPPORT SERVICES	01	972.87
CS16-00345	HANCOCK PARK & DELONG INC	0520-405-0212 HJHS STAGE DRAPES AND RIGGING	FACILITIES SUPPORT SERVICES	01	1,985.20
CS16-00346	HANCOCK PARK & DELONG INC	0122-412-0172 FRUITRIDGE CEILING TILES	FACILITIES SUPPORT SERVICES	01	5,000.00
CS16-00347	HANCOCK PARK & DELONG INC	0122-415-0242 FRUITRIDGE PAVING (PLYGRND DRAIN)	FACILITIES SUPPORT SERVICES	01	5,000.00
CS16-00348	HANCOCK PARK & DELONG INC	0390-411-0216 WOODBINE AC PAVING (2015/2016)	FACILITIES SUPPORT SERVICES	01	1,487.20
CS16-00349	HANCOCK PARK & DELONG INC	0122-421-0243 FRUITRIDGE PAV (K PLYGRND & S PKING)	FACILITIES SUPPORT SERVICES	01	5,000.00
CS16-00350	HANCOCK PARK & DELONG INC	0122-411-0158 FRUITRIDGE SEWER MAIN REPLACE	FACILITIES SUPPORT SERVICES	01	175.00
CS16-00351	HANCOCK PARK & DELONG INC	0520-410-0247 HJHS ROOFING	FACILITIES SUPPORT SERVICES	01	5,000.00
CS16-00352	HANCOCK PARK & DELONG INC	0550-412-0254 SAC HIGH SEC CAMERA & WALK IN	FACILITIES SUPPORT SERVICES	01	380.22
CS16-00353	HANCOCK PARK & DELONG INC	0122-410-0235 FRUIT RIDGE ELEC 2015/16	FACILITIES SUPPORT SERVICES	01	3,590.44
CS16-00354	HANCOCK PARK & DELONG INC	0390-410-0215 WOODBINE KITCHEN FLRING (2015/2016)	FACILITIES SUPPORT SERVICES	01	254.77
CS16-00355	HANCOCK PARK & DELONG INC	0530-405-0203 LBURBANK PLASTER REPR & STAGE CURT	FACILITIES SUPPORT SERVICES	01	2,754.68
CS16-00356	HANCOCK PARK & DELONG INC	0390-405-0217 WOODBINE PORT RPRS/GUARDRAILS	FACILITIES SUPPORT SERVICES	01	1,299.98
CS16-00357	HANCOCK PARK & DELONG INC	0445-410-0201 JOHN STILL ROOFING (VARIOUS)	FACILITIES SUPPORT SERVICES	01	5,000.00
CS16-00358	HANCOCK PARK & DELONG INC	0122-413-0173 FRUITRIDGE HVAC, FLRING/WINDOW	FACILITIES SUPPORT SERVICES	01	1,033.34
CS16-00359	HANCOCK PARK & DELONG INC	0122-414-0241 FRUITRIDGE PAVING (FRONT DRAINAGE)	FACILITIES SUPPORT SERVICES	01	2,706.90
CS16-00360	HANCOCK PARK & DELONG INC	0235-410-0178 MARK TWAIN ROOFS 2015-16	FACILITIES SUPPORT SERVICES	01	4,024.46
CS16-00361	HANCOCK PARK & DELONG INC	0183-414-0244 JOSEPH. BONN. REST. WALL TILES	FACILITIES SUPPORT SERVICES	01	194.66
CS16-00362	HANCOCK PARK & DELONG INC	0183-413-0231 JOSEPH BONN. WINDOW	FACILITIES SUPPORT SERVICES	01	4,818.10

\*\*\* See the last page for criteria limiting the report detail.

The preceding Purchase Orders have been issued in accordance with the District's Purchasing Policy and authorization of the Board of Trustees. It is recommended that the preceding Purchase Orders be approved and that payment be authorized upon delivery and acceptance of the items ordered.

ESCAPE ONLINE

Page 2 of 32

## Includes Purchase Orders dated 01/15/2016 - 02/14/2016 \*\*\*

PO Number	Vendor Name	Description	Location	Fund	Account Amount
CS16-00363	HANCOCK PARK & DELONG INC	0450-411-0218 KIT CARSON ROOFING 2015-15	FACILITIES SUPPORT SERVICES	01	5,000.00
CS16-00364	HANCOCK PARK & DELONG INC	0004-410-0187 ALICE BIRNEY AC & CONC (NORTH)	FACILITIES SUPPORT SERVICES	01	1,367.86
CS16-00365	HANCOCK PARK & DELONG INC	0530-412-0202 LBURBANK CONCRETE (2015/2016)	FACILITIES SUPPORT SERVICES	01	5,000.00
CS16-00366	HANCOCK PARK & DELONG INC	0550-410-0176 SAC HS PAVILION GYM CONC REPLACE	FACILITIES SUPPORT SERVICES	01	4,122.41
CS16-00367	HANCOCK PARK & DELONG INC	0450-410-0171 KIT CARSON AC PAVING 2015-16	FACILITIES SUPPORT SERVICES	01	571.14
CS16-00368	HANCOCK PARK & DELONG INC	0229-410-0204 MARK HOPKINS PLAYFIELD 2015-16	FACILITIES SUPPORT SERVICES	01	3,437.50
CS16-00369	HANCOCK PARK & DELONG INC	0024-413-0262 BOWLING GREEN ROOF REPAIRS	FACILITIES SUPPORT SERVICES	01	5,000.00
CS16-00370	HANCOCK PARK & DELONG INC	0108-412-0193 ETHEL BAKER AC PAVING (2015/2016)	FACILITIES SUPPORT SERVICES	01	3,437.50
CS16-00371	HANCOCK PARK & DELONG INC	0114-410-0211 FREEPORT AC PAVING REPLACEMENT	FACILITIES SUPPORT SERVICES	01	805.40
CS16-00372	HANCOCK PARK & DELONG INC	0450-412-0226 KIT CARSON BOILER REPLACE	FACILITIES SUPPORT SERVICES	01	2,741.22
CS16-00373	HANCOCK PARK & DELONG INC	0110-413-0222 EPHILLIPS WIND/DOORS/FLOOR	FACILITIES SUPPORT SERVICES	01	1,060.21
CS16-00374	HANCOCK PARK & DELONG INC	0110-412-0214 ETHEL PHILLIPS ACPAVING	FACILITIES SUPPORT SERVICES	01	4,453.95
CS16-00375	HANCOCK PARK & DELONG INC	0445-411-0221 JOHN STILL HVAC AT ADMIN BLDG	FACILITIES SUPPORT SERVICES	01	4,392.63
CS16-00376	HANCOCK PARK & DELONG INC	0108-414-0219 EBAKER PORTABLE REPLACE (2015/2016)	FACILITIES SUPPORT SERVICES	01	2,148.40
CS16-00377	HANCOCK PARK & DELONG INC	0183-412-0208 JBONNHEIM SITE CONCRETE (2015/2016)	FACILITIES SUPPORT SERVICES	01	575.75
CS16-00378	HANCOCK PARK & DELONG INC	0183-411-0174 J. BONNHEIM PAVING, PNTING & GTTR	FACILITIES SUPPORT SERVICES	01	980.44
CS16-00379	HANCOCK PARK & DELONG INC	0530-415-0255 BURBANK STAIR GUARDRAIL REPAIR	FACILITIES SUPPORT SERVICES	01	173.74
CS16-00380	HANCOCK PARK & DELONG INC	0269-411-0237 PACIFIC AC PAVING	FACILITIES SUPPORT SERVICES	01	3,875.06
CS16-00381	HANCOCK PARK & DELONG INC	0037-411-0234 C. WENSEL CONCRETE & ASPHT	FACILITIES SUPPORT SERVICES	01	1,221.42
CS16-00382	HANCOCK PARK & DELONG INC	0108-411-0192 E. I. BAKER RPLCE DOOR HRDWARE	FACILITIES SUPPORT SERVICES	01	659.53
CS16-00383	HANCOCK PARK & DELONG INC	0117-410-0159 FATHER KEITH CARPET RPLCE	FACILITIES SUPPORT SERVICES	01	188.07
CS16-00384	HANCOCK PARK & DELONG INC	0108-410-0175 E. I. BAKER STRAGE FLRING, PAVING ETC	FACILITIES SUPPORT SERVICES	01	839.66
CS16-00385	HANCOCK PARK & DELONG INC	0359-411-0186 TAHOE AC PAVING, PAINT & EXT	FACILITIES SUPPORT SERVICES	01	1,835.02

\*\*\* See the last page for criteria limiting the report detail.

The preceding Purchase Orders have been issued in accordance with the District's Purchasing Policy and authorization of the Board of Trustees. It is recommended that the preceding Purchase Orders be approved and that payment be authorized upon delivery and acceptance of the items ordered.

ESCAPE ONLINE

Page 3 of 32

## Includes Purchase Orders dated 01/15/2016 - 02/14/2016 \*\*\*

PO Number	Vendor Name	Description	Location	Fund	Account Amount
CS16-00386	HANCOCK PARK & DELONG INC	0265-410-0191 OAK RIDGE AC PAVING REPLACEMENT	FACILITIES SUPPORT SERVICES	01	828.96
CS16-00387	HANCOCK PARK & DELONG INC	0520-421-0264 HIRAM JOHNSON BLEACHERS	FACILITIES SUPPORT SERVICES	01	5,000.00
CS16-00388	HANCOCK PARK & DELONG INC	0269-412-0238 PACIFIC GUARDRAILS (2015/2016)	FACILITIES SUPPORT SERVICES	01	591.38
CS16-00389	HANCOCK PARK & DELONG INC	0100-411-0253 ED KEMBLE RAMPS, CURTAINS & FLRING	FACILITIES SUPPORT SERVICES	01	871.52
CS16-00390	HANCOCK PARK & DELONG INC	0520-414-0259 HIRAM JOHNSON CHILLER (COMPRESSOR)	FACILITIES SUPPORT SERVICES	01	732.94
CS16-00391	HANCOCK PARK & DELONG INC	0183-410-0156 JOE BONNHEIM FLOORING REPAIR	FACILITIES SUPPORT SERVICES	01	121.30
CS16-00392	HANCOCK PARK & DELONG INC	0359-414-0240 TAHOE DOORS & WINDOWS (2015/2016)	FACILITIES SUPPORT SERVICES	01	5,000.00
CS16-00393	HANCOCK PARK & DELONG INC	0530-410-0179 LBURBANK AUDITORIUM DOOR REPLACE	FACILITIES SUPPORT SERVICES	01	349.36
CS16-00394	HANCOCK PARK & DELONG INC	0520-413-0248 HJHS DISHWASHER REMOVAL	FACILITIES SUPPORT SERVICES	01	350.68
CS16-00395	HANCOCK PARK & DELONG INC	0550-411-0207 SAC HS ANNEX BLDG-CEMENT PLASTER	FACILITIES SUPPORT SERVICES	01	2,304.49
CS16-00396	HANCOCK PARK & DELONG INC	0530-413-0230 LBURBANK KITCHEN REPAIRS	FACILITIES SUPPORT SERVICES	01	2,437.39
CS16-00397	HANCOCK PARK & DELONG INC	0024-412-0245 BOWLING GREEN RR FLRING REPLACE	FACILITIES SUPPORT SERVICES	01	1,039.76
CS16-00398	HANCOCK PARK & DELONG INC	0272-410-0266 PARKWAY ROOFING (2015/2016)	FACILITIES SUPPORT SERVICES	01	4,019.58
CS16-00399	HANCOCK PARK & DELONG INC	0117-411-0183 FTHR B KENNY FIRE ALARM	FACILITIES SUPPORT SERVICES	01	636.33
CS16-00400	HANCOCK PARK & DELONG INC	0520-412-0182 HJHS HVAC/CHILLER (2015/2016)	FACILITIES SUPPORT SERVICES	01	152.54
CS16-00401	HANCOCK PARK & DELONG INC	0359-413-0195 TAHOE CEMENT FLAG POLE & PLAY STRUCT	FACILITIES SUPPORT SERVICES	01	333.79
CS16-00402	HANCOCK PARK & DELONG INC	0265-412-0198 OAK RIDGE PORT BLDG REPLACE	FACILITIES SUPPORT SERVICES	01	1,327.42
CS16-00403	HANCOCK PARK & DELONG INC	0110-414-0269 ETHEL PHILLIPS RESTROOMS	FACILITIES SUPPORT SERVICES	01	1,238.34
CS16-00404	HANCOCK PARK & DELONG INC	0495-411-0200 WILL C WOOD DISHWASHER REMOVAL	FACILITIES SUPPORT SERVICES	01	333.30
CS16-00405	HANCOCK PARK & DELONG INC	0277-410-0210 PETER BURNETT STRUCT/DRY ROT REPR	FACILITIES SUPPORT SERVICES	01	2,405.78
CS16-00406	HANCOCK PARK & DELONG INC	0277-412-0229 PETER BURNETT ROOF REPAIR	FACILITIES SUPPORT SERVICES	01	5,000.00

\*\*\* See the last page for criteria limiting the report detail.

The preceding Purchase Orders have been issued in accordance with the District's Purchasing Policy and authorization of the Board of Trustees. It is recommended that the preceding Purchase Orders be approved and that payment be authorized upon delivery and acceptance of the items ordered.

ESCAPE ONLINE

Page 4 of 32

## Includes Purchase Orders dated 01/15/2016 - 02/14/2016 \*\*\*

PO Number	Vendor Name	Description	Location	Fund	Account Amount
CS16-00407	HANCOCK PARK & DELONG INC	0420-410-0180 ROSA PARKS CONDENSOR REPLACE	FACILITIES SUPPORT SERVICES	01	100.25
CS16-00408	HANCOCK PARK & DELONG INC	0359-412-0189 TAHOE CEMENT PLASTER REPAIR	FACILITIES SUPPORT SERVICES	01	2,189.14
CS16-00409	HANCOCK PARK & DELONG INC	0530-411-0199 LUTHER BURBANK ASPHALT	FACILITIES SUPPORT SERVICES	01	5,000.00
CS16-00410	HANCOCK PARK & DELONG INC	0269-414-0246 PACIFIC CONCRETE FLOOR REPAIR	FACILITIES SUPPORT SERVICES	01	582.89
CS16-00411	HANCOCK PARK & DELONG INC	0168-410-0268 JOHN SLOAT HVAC REPLACEMENT	FACILITIES SUPPORT SERVICES	01	464.14
CS16-00412	HANCOCK PARK & DELONG INC	0114-412-0257 FREEPORT AC PAV/CONCRETE	FACILITIES SUPPORT SERVICES	01	2,656.31
CS16-00413	HANCOCK PARK & DELONG INC	0040-411-0265 CB WIRE STORM DAMAGE REPAIRS	FACILITIES SUPPORT SERVICES	01	5,000.00
CS16-00414	HANCOCK PARK & DELONG INC	0114-411-0256 FREEPORT CONCRETE WALKWAYS	FACILITIES SUPPORT SERVICES	01	1,688.31
CS16-00415	HANCOCK PARK & DELONG INC	0108-413-0209 ETHEL BAKER WINDOW WALL SYSTEM	FACILITIES SUPPORT SERVICES	01	5,000.00
CS16-00416	HANCOCK PARK & DELONG INC	0037-410-0177 CWENZEL ROOFING (CAMPUSWIDE)	FACILITIES SUPPORT SERVICES	01	382.07
CS16-00417	HANCOCK PARK & DELONG INC	0277-411-0228 PETER BURNETT WINDOW WALL SYSTEM	FACILITIES SUPPORT SERVICES	01	5,000.00
CS16-00418	HANCOCK PARK & DELONG INC	0265-411-0194 OAK RIDGE WINDOW SYSTEMS	FACILITIES SUPPORT SERVICES	01	5,000.00
CS16-00419	HANCOCK PARK & DELONG INC	0420-411-0249 ROSA PARKS ROOFING (2015/2016)	FACILITIES SUPPORT SERVICES	01	4,808.00
CS16-00420	HANCOCK PARK & DELONG INC	0269-413-0239 PACIFIC ROOF LEAK REPAIR	FACILITIES SUPPORT SERVICES	01	5,000.00
CS16-00421	HANCOCK PARK & DELONG INC	0495-410-0181 WILL C WOOD AC UNIT REPAIR	FACILITIES SUPPORT SERVICES	01	380.98
CS16-00422	HANCOCK PARK & DELONG INC	0495-412-0205 WILL C WOOD STORM DRAIN SYSTEM	FACILITIES SUPPORT SERVICES	01	186.00
CS16-00423	HANCOCK PARK & DELONG INC	0495-413-0250 WILL C WOOD ROOFING (2015/2016)	FACILITIES SUPPORT SERVICES	01	4,228.51
CS16-00424	HANCOCK PARK & DELONG INC	0100-410-0224 ED KEMBLE CONCRETE WALKWAYS	FACILITIES SUPPORT SERVICES	01	767.97
CS16-00425	HANCOCK PARK & DELONG INC	0114-413-0258 FREEPORT KITCHEN FLRING REPLACE	FACILITIES SUPPORT SERVICES	01	302.04
CS16-00426	HANCOCK PARK & DELONG INC	0040-410-0232 CB WIRE WALLS/CEILING/WIND	FACILITIES SUPPORT SERVICES	01	2,790.71
CS16-00427	HANCOCK PARK & DELONG INC	0117-412-0223 FTHR B KENNY FLRING (MP & KITC)	FACILITIES SUPPORT SERVICES	01	1,691.43
CS16-00428	HANCOCK PARK & DELONG INC	0265-413-0213 OAK RIDGE DRY ROT SIDING REPLACE	FACILITIES SUPPORT SERVICES	01	487.86
CS16-00429	HANCOCK PARK & DELONG INC	0530-414-0233 LBURBANK 4-H BLDG REPLACE	FACILITIES SUPPORT SERVICES	01	2,756.85
CS16-00430	HANCOCK PARK & DELONG INC	0148-410-0252 LEATAATA FLOYD PAVING (PKING LOT)	FACILITIES SUPPORT SERVICES	01	5,000.00

\*\*\* See the last page for criteria limiting the report detail.

The preceding Purchase Orders have been issued in accordance with the District's Purchasing Policy and authorization of the Board of Trustees. It is recommended that the preceding Purchase Orders be approved and that payment be authorized upon delivery and acceptance of the items ordered.

ESCAPE ONLINE

Page 5 of 32

## Includes Purchase Orders dated 01/15/2016 - 02/14/2016 \*\*\*

PO Number	Vendor Name	Description	Location	Fund	Account Amount
CS16-00431	HANCOCK PARK & DELONG INC	0024-411-0220 BGREEN DRY ROT & CONC/AC REPLACE	FACILITIES SUPPORT SERVICES	01	1,028.82
CS16-00432	HANCOCK PARK & DELONG INC	0520-415-0263 HJHS STRUCTURAL REPAIRS (VAR.)	FACILITIES SUPPORT SERVICES	01	3,905.55
CS16-00433	HANCOCK PARK & DELONG INC	0431-410-0251 FERN BACON ROOFING (2015/2016)	FACILITIES SUPPORT SERVICES	01	5,000.00
CS16-00434	HANCOCK PARK & DELONG INC	0235-411-0260 MARK TWAIN ASPHALT/CONC WLK	FACILITIES SUPPORT SERVICES	01	741.92
CS16-00435	HANCOCK PARK & DELONG INC	0229-411-0206 MHOPKINS SITE DRAIN & VAND HVAC	FACILITIES SUPPORT SERVICES	01	438.68
CS16-00436	HANCOCK PARK & DELONG INC	0450-413-0227 KIT CARSON LIBRARY POWER	FACILITIES SUPPORT SERVICES	01	74.54
CS16-00437	HANCOCK PARK & DELONG INC	0101-411-0236 SUSAN B ANTHONY AC PAVING	FACILITIES SUPPORT SERVICES	01	3,749.10
CS16-00438	HANCOCK PARK & DELONG INC	0359-410-0149 TAHOE FLOORING	FACILITIES SUPPORT SERVICES	01	114.00
CS16-00439	HANCOCK PARK & DELONG INC	FACILITY CONSULTING SERVICES	FACILITIES SUPPORT SERVICES	01	2,362.50
CS16-00440	KAPLAN K-12 LEARNING SVCS AT K APLAN HIGHER EDUC	KAPLAN K12 LEARNING SERVICES, MOCK TESTING	WEST CAMPUS	01	2,500.00
CS16-00441	KENNETH BAZAN	PROJECT MANAGER KENNETH J BAZAN	INFORMATION SERVICES	01	15,000.00
CS16-00442	B STREET THEATRE	ASSEMBLY B STREET THEATRE	GOLDEN EMPIRE ELEMENTARY	01	700.00
CS16-00443	TARGET EXCELLENCE PROGRAM	FAMILY ENGAGEMENT/HEALTH EQUITY PROGRAM	YOUTH DEVELOPMENT	01	67,500.00
CS16-00444	GLORIA MELCHOR DBA GLORIA'S IN TERPRETING SVCS	TRANSLATION FOR PARENT MEETINGS	ETHEL I. BAKER ELEMENTARY	01	4,600.00
CS16-00445	WALLACE KUHL AND ASSOC INC	0148-410-0252 LEAT FLYD PAV (PKING LOT) *2NDARY	FACILITIES SUPPORT SERVICES	01	3,250.00
CS16-00446	SACRAMENTO CHINESE COMMUNITY	180 DEGREE PROGRAM	AMERICAN LEGION HIGH SCHOOL	01	10,000.00
CS16-00447	TARGET EXCELLENCE PROGRAM	TARGET EXCELLENCE SERVICE AGREEMENT 1	AMERICAN LEGION HIGH SCHOOL	01	5,000.00
CS16-00448	WALLACE KUHL AND ASSOC INC	0390-411-0216 WOODBINE AC PAVING (2015/2016)	FACILITIES SUPPORT SERVICES	01	3,000.00
CS16-00449	GLORIA MELCHOR DBA GLORIA'S IN TERPRETING SVCS	TRANSLATORS-PARENT TEACHER CONFERENCES	CAMELLIA BASIC ELEMENTARY	01	200.00
CS16-00450	eSCHOOL SOLUTIONS INC	SMARTFIND SOFTWARE AGREEMENT	HUMAN RESOURCE SERVICES	01	35,350.00
CS16-00451	B&B LOCATING, INC.	0235-411-0260 MARK TWAIN ASPHLT/CNCRTE WLKWY	FACILITIES SUPPORT SERVICES	01	1,800.00
CS16-00452	B&B LOCATING, INC.	0108-412-0193 ETHEL BAKER AC PAVING	FACILITIES SUPPORT SERVICES	01	4,400.00

\*\*\* See the last page for criteria limiting the report detail.

The preceding Purchase Orders have been issued in accordance with the District's Purchasing Policy and authorization of the Board of Trustees. It is recommended that the preceding Purchase Orders be approved and that payment be authorized upon delivery and acceptance of the items ordered.

ESCAPE ONLINE

Page 6 of 32

## Includes Purchase Orders dated 01/15/2016 - 02/14/2016 \*\*\*

PO Number	Vendor Name	Description	Location	Fund	Account Amount
CS16-00453	JESSICA WALKER	CONSULTANT - JESSICA A WALKER	CHILD DEVELOPMENT PROGRAMS	12	200.00
CS16-00454	KATHARINE DAVID	READING ASSEMBLY	EDWARD KEMBLE ELEMENTARY	01	500.00
CS16-00455	TEEN S TEAM+	SUPPLEMENTAL CONTRATOR - BULLYING	YOUTH DEVELOPMENT	01	1,225.00
CS16-00456	BARBARA E. MEIXNER	HANDCHIME/CHORUS INSTRUCTION & ASSEMBLY PERFORM	CAMELLIA BASIC ELEMENTARY	01	300.00
CS16-00457	WALLACE KUHL AND ASSOC INC	701-0525 JFK INC 2 CONCESSION STAND	FACILITIES SUPPORT SERVICES	21	3,000.00
CS16-00458	HOT BISCUITS MUSIC	MUSIC/SONG INSTRUCTION 1ST GRADE/KINDER 2015-16	CAMELLIA BASIC ELEMENTARY	01	1,500.00
CS16-00459	TIKI ARNOLD	SUPPLEMENTAL CONTRACTOR	YOUTH DEVELOPMENT	01	10,500.00
CS16-00460	INNOVATION BRIDGE, INC C/O AD ABEL REYES	TUPE CONTRACTOR	YOUTH DEVELOPMENT	01	35,000.00
CS16-00461	MILTON BOWENS	SEL CONFERENCE. 3.2.16: KEYNOTE SPEAKER CONTRACT	SCHOOL CLIMATE	01	500.00
CS16-00462	ACTION HOME NURSE SERV INC	15-16 ACTION CONTRACT	HEALTH SERVICES	01	100,000.00
CS16-00463	HMR ARCHITECTS INC	0715-0670 ELDER CREEK CC SHADE STRUCTURE	FACILITIES SUPPORT SERVICES	12	11,800.00
CS16-00464	MATTHEW C FABIAN	0715-0670 ELDER CREEK (CH) SHDE STRCT.	FACILITIES SUPPORT SERVICES	12	2,000.00
CS16-00465	ARCHITECTURAL RESEARCH CONSULTANTS, INCORPORATED	BOUNDARY ASSISTANCE TO DISTRICT	FACILITIES SUPPORT SERVICES	01	783.75
CS16-00466	HOLDREGE & KULL CONSULTING ENG INEERS & GEOLOGISTS	0110-412-0214 ETHEL PHILLIPS AC PVING	FACILITIES SUPPORT SERVICES	01	3,900.00
CS16-00467	HOLDREGE & KULL CONSULTING ENG INEERS & GEOLOGISTS	0114-410-0211 FREEPORT AC PVING 2015-16	FACILITIES SUPPORT SERVICES	01	3,500.00
CS16-00468	CROWE HORWATH LLP	ANNUAL AUDITING SERVICES, YEAR ENDED 6/30/16	BUSINESS SERVICES	01	86,500.00
CS16-00469	MAXIM STAFFING SOLUTIONS	15-16 MAXIM CONTRACT	HEALTH SERVICES	01	100,000.00
CS16-00470	READING PARTNERS	TUTORING SERVICES FOR WENZEL STUDENTS	CAROLINE WENZEL ELEMENTARY	01	15,000.00
CS16-00471	ATKINSON, ANDELSON, LOYA, RUDD & ROMO PROFESSIONAL CORP	SCTA NEGOTIATOR	BUSINESS SERVICES	01	90,000.00
CS16-00472	WARREN CONSULTING ENG INC	0110-412-0214 ETHIL PHILLIPS AC PVING /CONCRETE	FACILITIES SUPPORT SERVICES	01	5,000.00

\*\*\* See the last page for criteria limiting the report detail.

The preceding Purchase Orders have been issued in accordance with the District's Purchasing Policy and authorization of the Board of Trustees. It is recommended that the preceding Purchase Orders be approved and that payment be authorized upon delivery and acceptance of the items ordered.

ESCAPE ONLINE

Page 7 of 32



## Includes Purchase Orders dated 01/15/2016 - 02/14/2016 \*\*\*

PO Number	Vendor Name	Description	Location	Fund	Account Amount
CS16-00473	UNIVERSITY OF CALIFORNIA DAVIS	MESA K12 SCHOOLS PROGRAM SCHOOL SITE PARTNERSHIP	ACADEMIC OFFICE	01	6,000.00
CS16-00474	WARREN CONSULTING ENG INC	0521-416 WEST CAMPUS CORE ACADEMIC RENO	FACILITIES SUPPORT SERVICES	21	11,700.00
CS16-00475	HOLDREGE & KULL CONSULTING ENG INEERS & GEOLOGISTS	0384-419 WILLIAM LAND 2 STORY MOD	FACILITIES SUPPORT SERVICES	21	17,948.29
CS16-00476	HOLDREGE & KULL CONSULTING ENG INEERS & GEOLOGISTS	0521-416 WEST CAMPUS CORE ACADEMIC RENVTN	FACILITIES SUPPORT SERVICES	21	27,980.50
CS16-00477	COLBI TECHNOLOGIES INC	QUALITY BIDDERS REQ. PREQUALIFICATION TOOL	FACILITIES SUPPORT SERVICES	21	20,000.00
CS16-00478	AMS.NET INC	AMS RMM AGREEMENT - 1 YEAR	INFORMATION SERVICES	01	86,000.00
CS16-00479	MATTHEW C FABIAN	0035-423 CAMELLIA HAND DRYERS & FLUSH VALVES	FACILITIES SUPPORT SERVICES	21	640.00
CS16-00480	MATTHEW C FABIAN	0032-423 CALEB GREENWD HAND DRYERS & FLUSH VALVES	FACILITIES SUPPORT SERVICES	21	1,200.00
CS16-00481	MATTHEW C FABIAN	0410-423 ALB EINSTEIN HAND DRYERS & FLUSH VALVES	FACILITIES SUPPORT SERVICES	21	1,120.00
CS16-00482	PREMIER MANAGEMENT GROUP, INC	0420-411-0249 ROSA PARKS ROOFING 2015-16	FACILITIES SUPPORT SERVICES	01	19,232.01
CS16-00483	PREMIER MANAGEMENT GROUP, INC	0040-410-0232 CB WIRE WALL/CEILINGS/WNDW	FACILITIES SUPPORT SERVICES	01	11,162.83
CS16-00484	PREMIER MANAGEMENT GROUP, INC	0235-411-0260 MARK TWAIN ASPHLT/CNCRTE WLKWY	FACILITIES SUPPORT SERVICES	01	2,967.68
CS16-00485	PREMIER MANAGEMENT GROUP, INC	0550-410-0176 SAC HIGH PAVLN CNCRTE RPLCE	FACILITIES SUPPORT SERVICES	01	16,489.63
CS16-00486	MATTHEW BOGER	SPRING SUMMIT KEY NOTE SPEAKER	YOUTH DEVELOPMENT	01	1,000.00
CS16-00487	FLOURISH AGENDA INC	SPRING SUMMIT KEY NOTE SPEAKER	YOUTH DEVELOPMENT	01	3,101.52
CS16-00488	JORGENSEN SPORTS SERVICE	JORGENSEN SPORTS SERVICE	WEST CAMPUS	01	4,728.00
CS16-00489	CONDITIONS FOR LEARNING	CONDITIONS FOR LEARNING	LEATAATA FLOYD ELEMENTARY	01	54,500.00
CS16-00490	DISCOVERY MUSEUM SCIENCE & SPA CE CENTER	DISCOVERY MUSEUM ASSEMBLIES FOR FIRST GRADE	MATSUYAMA ELEMENTARY SCHOOL	01	374.00
CS16-00491	EASTERN WAYS MARTIAL ARTS	LUNAR NEW YEAR PARADE PERFORMANCE 2016	CAMELLIA BASIC ELEMENTARY	01	700.00
CS16-00492	CHRISTOPHER BERTELLI	BERTELLI, CHRIS/SA/PUBLIC RELATIONS/MARKETING/	ACADEMIC ACHIEVEMENT	01	13,332.00
CS16-00493	UNIVERSITY OF CALIFORNIA DAVIS	A3WP PROF. DEV.	OAK RIDGE ELEMENTARY SCHOOL	01	14,000.00
CS16-00494	HYON KYE	MUSIC ENRICHMENT PROGRAM	WILLIAM LAND ELEMENTARY	01	737.50

\*\*\* See the last page for criteria limiting the report detail.

The preceding Purchase Orders have been issued in accordance with the District's Purchasing Policy and authorization of the Board of Trustees. It is recommended that the preceding Purchase Orders be approved and that payment be authorized upon delivery and acceptance of the items ordered.

ESCAPE ONLINE

Page 8 of 32

## Includes Purchase Orders dated 01/15/2016 - 02/14/2016 \*\*\*

PO Number	Vendor Name	Description	Location	Fund	Account Amount
CS16-00495	A TOUCH OF UNDERSTANDING INC.	HMS - A TOUCH OF UNDERSTANDING	HIRAM W. JOHNSON HIGH SCHOOL	01	750.00
CS16-00496	WARREN CONSULTING ENG INC	0530-412-0202 LUTHER BURBANK CONCRETE	FACILITIES SUPPORT SERVICES	01	8,000.00
CS16-00497	HANCOCK PARK & DELONG INC	HPD SERVICES FOR ERP #265 CB WIRE	FACILITIES SUPPORT SERVICES	21	1,397.62
CS16-00498	NATIONAL ANALYTICAL LAB INC	703-0415 CA MS GYM ADDITION	FACILITIES SUPPORT SERVICES	21	763.75
CS16-00499	B&B LOCATING, INC.	0384-419 WILLIAM LAND 2 STORY MOD	FACILITIES SUPPORT SERVICES	21	3,050.00
CS16-00500	WARREN CONSULTING ENG INC	0384-419 WILLIAM LAND 2 STORY MOD CSR	FACILITIES SUPPORT SERVICES	21	2,500.00
CS16-00501	B&B LOCATING, INC.	419_CSR_PONY EXPRESS	FACILITIES SUPPORT SERVICES	21	2,500.00
N16-00015	ACCESS LANGUAGE CONNECTION INC	AGENCY SERVICES (INTRP FOR THE DEAF)	SPECIAL EDUCATION DEPARTMENT	01	85,000.00
P16-01658	SCHOOLMATE INC	15/16 PLANNERS 4-6 GRADE	MARK TWAIN ELEMENTARY SCHOOL	01	887.30
P16-01731	Apple Inc Apple Financial Services	ZIP GRADE VPP FOR MICHAEL FRY	JOHN F. KENNEDY HIGH SCHOOL	01	324.50
P16-02216	TROXELL COMMUNICATIONS INC ATT N: BILL PITZNER	Becker Grant Overhead projectors	EARL WARREN ELEMENTARY SCHOOL	01	8,772.24
P16-02221	U S BANK/SCUSD	READING INTERVENTIONS	HUBERT H BANCROFT ELEMENTARY	01	743.13
P16-02245	PCMG PC MALL GOV	FACILITATE INSTRUCTION ON WHITE BOARD	CAPITAL CITY SCHOOL	01	208.32
P16-02361	FASTSIGNS INC	0807-402 VINYL RECYCLE BINS	FACILITIES SUPPORT SERVICES	25	1,410.67
P16-02416	U S BANK/SCUSD	INTEGRATED UNIT PROJECT	ENGINEERING AND SCIENCES HS	01	202.19
P16-02417	U S BANK/SCUSD	INTEGRATED UNIT PROJECTS	ENGINEERING AND SCIENCES HS	01	613.71
P16-02418	U S BANK/SCUSD	MINDFUL SCHOOLS ONLINE TRAINING	WILL C. WOOD MIDDLE SCHOOL	01	437.50
P16-02419	ELK GROVE HIGH SCHOOL	Jr. Cartwright Classic Basketball Tournament	JOHN H. STILL - K-8	01	400.00
P16-02420	U S BANK/SCUSD	LUNCH FOR STUDENT FAIR	SPECIAL EDUCATION DEPARTMENT	01	1,100.00
P16-02421	SCHOOL EMPLOYERS ASSOCIATION OF CALIFORNIA	SEAC MEMBERSHIP	HUMAN RESOURCE SERVICES	01	3,413.00
P16-02422	ERGO WORKS INC	ERGO WORKS	RISK MANAGEMENT	67	270.82
P16-02423	NWN CORPORATION	LAPTOPS FOR TEACHERS	MATSUYAMA ELEMENTARY SCHOOL	01	24,772.50
P16-02424	NWN CORPORATION	COMPUTER - PATTI LEWKOWITZ	CHILD DEVELOPMENT PROGRAMS	12	8,033.00
P16-02425	NWN CORPORATION	NOTEBOOK - PATTI LEWKOWITZ	CHILD DEVELOPMENT PROGRAMS	12	2,194.79

\*\*\* See the last page for criteria limiting the report detail.

The preceding Purchase Orders have been issued in accordance with the District's Purchasing Policy and authorization of the Board of Trustees. It is recommended that the preceding Purchase Orders be approved and that payment be authorized upon delivery and acceptance of the items ordered.

ESCAPE ONLINE

Page 9 of 32

## Includes Purchase Orders dated 01/15/2016 - 02/14/2016 \*\*\*

PO Number	Vendor Name	Description	Location	Fund	Account Amount
P16-02426	NWN CORPORATION	HP LAZERJET PRO 400 FOR PAT LAMAR	DEPUTY SUPERINTENDENT	01	473.15
P16-02427	NWN CORPORATION	15-16 EPSON PROJECTOR	EDWARD KEMBLE ELEMENTARY	01	541.42
P16-02428	NWN CORPORATION	LCD PROJECTORS FOR SEQUOIA	AREA ASSISTANT SUPERINTENDENT	01	1,082.83
P16-02429	NWN CORPORATION	LAPTOP - N. BROWNING	BOARD OF EDUCATION	01	908.89
P16-02430	Apple Inc Apple Financial Services	MACBOOK PRO/INTERNSHIP/TCE GRANT	ACADEMIC ACHIEVEMENT	01	6,088.25
P16-02431	CDW-G C/O PAT HEIN	SURFACE PRO COVERS FOR MATH TS (BECHTEL)	ACADEMIC OFFICE	01	1,400.95
P16-02432	CDW-G C/O PAT HEIN	PROJECTORS FOR CLASS ROOMS	CAROLINE WENZEL ELEMENTARY	01	2,409.16
P16-02433	THE TONY ROBERTS COMPANY	5019 CHEESE TST 2/12/16	NUTRITION SERVICES DEPARTMENT	13	9,113.92
P16-02434	THE TONY ROBERTS COMPANY	5021 CHEESE TST 3/18/16	NUTRITION SERVICES DEPARTMENT	13	7,674.88
P16-02435	TYSON FOODS	5023 CRISPITO 2/18/16	NUTRITION SERVICES DEPARTMENT	13	10,231.20
P16-02436	TYSON FOODS	5024 CRISPITO/DRUMMIES 3/10/16	NUTRITION SERVICES DEPARTMENT	13	15,915.89
P16-02437	TYSON FOODS	5025 CRISPITO 4/7/16	NUTRITION SERVICES DEPARTMENT	13	13,925.80
P16-02438	TYSON FOODS	5026 CRISPITO/DRUMMIES 5/5/16	NUTRITION SERVICES DEPARTMENT	13	19,610.49
P16-02439	SCHWANS FOOD SERVICE INC	5027 PIZZA 3/2/16	NUTRITION SERVICES DEPARTMENT	13	18,137.52
P16-02440	SCHWANS FOOD SERVICE INC	5028 PIZZA 3/30/16	NUTRITION SERVICES DEPARTMENT	13	13,305.04
P16-02441	SCHWANS FOOD SERVICE INC	5029 PIZZA 4/20/16	NUTRITION SERVICES DEPARTMENT	13	20,184.64
P16-02442	SCHWANS FOOD SERVICE INC	5030 PIZZA 5/11/16	NUTRITION SERVICES DEPARTMENT	13	13,568.24
P16-02443	SYSCO FOOD SVCS OF SACRAMENTO	5032 FROZEN OJ 3/4/16	NUTRITION SERVICES DEPARTMENT	13	6,846.00
P16-02444	SYSCO FOOD SVCS OF SACRAMENTO	5033 FROZEN OJ 3/18/16	NUTRITION SERVICES DEPARTMENT	13	6,846.00
P16-02445	SYSCO FOOD SVCS OF SACRAMENTO	5034 FROZEN OJ 4/1/16	NUTRITION SERVICES DEPARTMENT	13	6,846.00
P16-02446	SYSCO FOOD SVCS OF SACRAMENTO	5035 FROZEN OJ 4/15/16	NUTRITION SERVICES DEPARTMENT	13	6,846.00
P16-02447	SYSCO FOOD SVCS OF SACRAMENTO	5036 FROZEN OJ 4/29/16	NUTRITION SERVICES DEPARTMENT	13	6,846.00
P16-02448	SYSCO FOOD SVCS OF SACRAMENTO	5037 FROZEN OJ 5/13/16	NUTRITION SERVICES DEPARTMENT	13	6,846.00
P16-02449	SYSCO FOOD SVCS OF SACRAMENTO	5038 FROZEN OJ 5/27/16	NUTRITION SERVICES DEPARTMENT	13	6,846.00
P16-02450	RICH CHICKS LLC	5039 TENDERS 2/11/16	NUTRITION SERVICES DEPARTMENT	13	45,120.00

\*\*\* See the last page for criteria limiting the report detail.

The preceding Purchase Orders have been issued in accordance with the District's Purchasing Policy and authorization of the Board of Trustees. It is recommended that the preceding Purchase Orders be approved and that payment be authorized upon delivery and acceptance of the items ordered.

ESCAPE ONLINE

Page 10 of 32

## Includes Purchase Orders dated 01/15/2016 - 02/14/2016 \*\*\*

PO Number	Vendor Name	Description	Location	Fund	Account Amount
P16-02451	RICH CHICKS LLC	5040 TENDERS 3/3/16	NUTRITION SERVICES DEPARTMENT	13	45,120.00
P16-02452	RICH CHICKS LLC	5041 TENDERS 3/31/16	NUTRITION SERVICES DEPARTMENT	13	45,120.00
P16-02453	RICH CHICKS LLC	5042 TENDERS 4/21/16	NUTRITION SERVICES DEPARTMENT	13	45,120.00
P16-02454	RICH CHICKS LLC	5043 TENDERS 5/12/16	NUTRITION SERVICES DEPARTMENT	13	37,600.00
P16-02455	DON LEE FARMS	5044 CRN DOGS/BF PATTY/SLIDERS 1/22/16	NUTRITION SERVICES DEPARTMENT	13	16,174.00
P16-02456	Del Real, LLC	5045 TAMALES/SOPES 4/1/16	NUTRITION SERVICES DEPARTMENT	13	11,275.40
P16-02457	Del Real, LLC	5046 TAMALES 4/22/16	NUTRITION SERVICES DEPARTMENT	13	7,472.00
P16-02458	Del Real, LLC	5047 PUPUSAS/TAMALES/SOPES 5/13/16	NUTRITION SERVICES DEPARTMENT	13	18,027.40
P16-02459	GOLD KIST	5048 SPICY CHKN PATTY/BRD CHKN 2/18/16	NUTRITION SERVICES DEPARTMENT	13	9,598.50
P16-02462	RICH CHICKS LLC	5051 POPCORN CHKN 3/3/16	NUTRITION SERVICES DEPARTMENT	13	6,247.20
P16-02463	RICH CHICKS LLC	5052 POPCORN CHKN 3/31/16	NUTRITION SERVICES DEPARTMENT	13	6,247.20
P16-02464	RICH CHICKS LLC	5053 POPCORN CHKN 4/21/16	NUTRITION SERVICES DEPARTMENT	13	6,247.20
P16-02465	FOSTER FARMS FOODSERVICE	5056 BURRITOS 2/26/16	NUTRITION SERVICES DEPARTMENT	13	12,189.60
P16-02466	FOSTER FARMS FOODSERVICE	5057 BURRITOS 4/15/16	NUTRITION SERVICES DEPARTMENT	13	12,189.60
P16-02468	THE POPCORN MAN	5060 RAISELS 2/17/16	NUTRITION SERVICES DEPARTMENT	13	16,520.00
P16-02470	INTEGRATED FOOD SERVICE	5061 MEATBALLS/GR CHEESE 2/4/16	NUTRITION SERVICES DEPARTMENT	13	20,694.30
P16-02471	EASTSIDE ENTREES INC. E S FOOD S INC.	5067 MAC & CHEESE 2/29/16	NUTRITION SERVICES DEPARTMENT	13	7,497.00
P16-02472	EASTSIDE ENTREES INC. E S FOOD S INC.	5068 MAC & CHEESE 3/28/16	NUTRITION SERVICES DEPARTMENT	13	7,497.00
P16-02473	EASTSIDE ENTREES INC. E S FOOD S INC.	5069 MAC & CHEESE 4/18/16	NUTRITION SERVICES DEPARTMENT	13	7,497.00
P16-02474	EASTSIDE ENTREES INC. E S FOOD S INC.	5070 MAC & CHEESE 5/9/16	NUTRITION SERVICES DEPARTMENT	13	7,497.00
P16-02475	NATES FINE FOODS	5071 ROTINI 1/28/16	NUTRITION SERVICES DEPARTMENT	13	5,120.00
P16-02476	NATES FINE FOODS	5072 ROTINI 3/31/16	NUTRITION SERVICES DEPARTMENT	13	7,040.00
P16-02477	GENERAL MILLS	5073 CEREAL/CHEX MIX 2/10/16	NUTRITION SERVICES DEPARTMENT	13	45,961.68
P16-02478	LINGS	5074 CHOW MEIN/ORANGE CHKN 3/2/16	NUTRITION SERVICES DEPARTMENT	13	13,901.20

\*\*\* See the last page for criteria limiting the report detail.

The preceding Purchase Orders have been issued in accordance with the District's Purchasing Policy and authorization of the Board of Trustees. It is recommended that the preceding Purchase Orders be approved and that payment be authorized upon delivery and acceptance of the items ordered.

ESCAPE ONLINE

Page 11 of 32

## Includes Purchase Orders dated 01/15/2016 - 02/14/2016 \*\*\*

PO Number	Vendor Name	Description	Location	Fund	Account Amount
P16-02479	LINGS	5075 CHOW MEIN/ORANGE CHKN 3/30/16	NUTRITION SERVICES DEPARTMENT	13	13,901.20
P16-02480	LA TAPATIA TORTILLERIA INC	5076 TACO SHELLS 2/17/16	NUTRITION SERVICES DEPARTMENT	13	3,789.00
P16-02481	LA TAPATIA TORTILLERIA INC	5077 TACO SHELLS 3/2/16	NUTRITION SERVICES DEPARTMENT	13	3,789.00
P16-02482	LA TAPATIA TORTILLERIA INC	5078 TACO SHELLS 3/16/16	NUTRITION SERVICES DEPARTMENT	13	3,789.00
P16-02483	NATES FINE FOODS	5079 ROTINI 1/15/16	NUTRITION SERVICES DEPARTMENT	13	332.80
P16-02484	P & R PAPER SUPPLY COMPANY	5086 BAGS/LINERS 2/9/16	NUTRITION SERVICES DEPARTMENT	13	4,562.43
P16-02485	P & R PAPER SUPPLY COMPANY	5087 FOIL/FILM WRAP 2/23/16	NUTRITION SERVICES DEPARTMENT	13	3,441.41
P16-02486	P & R PAPER SUPPLY COMPANY	5088 DISP TOWELS 3/29/16	NUTRITION SERVICES DEPARTMENT	13	2,018.10
P16-02487	PERMA-BOUND INC	LIBRARY BOOKS	BOWLING GREEN ELEMENTARY	09	1,558.70
P16-02488	BOUND TO STAY BOUND BOOKS INC CUSTOMER #05634004	LIBRARY BOOKS	BOWLING GREEN ELEMENTARY	09	2,690.63
P16-02489	EPIC SPORTS	HOCKEY STICK FOR PE	ENGINEERING AND SCIENCES HS	01	369.99
P16-02490	EE ATHLETICS LEAGUE	BASKETBALL LEAGUE	O. W. ERLEWINE ELEMENTARY	01	325.00
P16-02491	DISCOUNT SCHOOL SUPPLY FILE #7 3847	HS/ST CLASS SUPPLIES - YOLANDA PADILLA	CHILD DEVELOPMENT PROGRAMS	12	403.64
P16-02492	DISCOUNT SCHOOL SUPPLY FILE #7 3847	CLASSROOM SUPPLIES - ALYCE HAMMOND	CHILD DEVELOPMENT PROGRAMS	12	283.66
P16-02493	DISCOUNT SCHOOL SUPPLY FILE #7 3847	CLASSROOM SUPPLIES - KELLY XIONG	CHILD DEVELOPMENT PROGRAMS	12	60.49
P16-02494	DISCOUNT SCHOOL SUPPLY FILE #7 3847	SUPPLIES FOR HV - PATRICIA PAYAN	CHILD DEVELOPMENT PROGRAMS	12	48.50
P16-02495	A-1 EMBROIDERY	LPPA UNIFORMS	C. K. McCLATCHY HIGH SCHOOL	01	5,622.65
P16-02496	Apple Inc Apple Financial Services	MACBOOK AIR AND CART	ENGINEERING AND SCIENCES HS	01	36,342.74
P16-02497	AURORA ENVIRONMENTAL SERVICES	CONFIRMING INVOICE NO.: A0900	FACILITIES MAINTENANCE	01	1,800.00
P16-02498	U S BANK/SCUSD	STUDY GUIDE FOR HIRAM JOHNSON/RUBERT/ENDOWMENT	ACADEMIC ACHIEVEMENT	01	273.38
P16-02499	PEARSON CLINICAL ASSESSMENT OR DERING DEPARTMENT	KLPA-2 SPEECH EVAL FORMS	SPECIAL EDUCATION DEPARTMENT	01	127.83
P16-02500	ATHLETIC SUPPLY OF CALIFORNIA	CONFIRMING COMPLETED ORDER - BASEBALL UNIFORMS	LUTHER BURBANK HIGH SCHOOL	01	1,348.00

\*\*\* See the last page for criteria limiting the report detail.

The preceding Purchase Orders have been issued in accordance with the District's Purchasing Policy and authorization of the Board of Trustees. It is recommended that the preceding Purchase Orders be approved and that payment be authorized upon delivery and acceptance of the items ordered.

ESCAPE ONLINE

Page 12 of 32

## Includes Purchase Orders dated 01/15/2016 - 02/14/2016 \*\*\*

PO Number	Vendor Name	Description	Location	Fund	Account Amount
P16-02501	FARZAD SAFAVI	REIMBURSE FARZAD SAFAVI-SUPPLEMENTAL SCI SUPPLIES	FERN BACON MIDDLE SCHOOL	01	805.89
P16-02502	FREEDOM SCIENTIFIC	SCREEN READER (JAWS)	SP ED - TECHNOLOGIST	01	1,212.88
P16-02503	GAMETIME CORP	PLAYGROUND PARTS FOR ETHEL I BAKER ES	FACILITIES MAINTENANCE	01	788.40
P16-02504	GAMETIME CORP	PLAYGROUND PARTS FOR JOHN MORSE THERAPEUTIC CNTR	FACILITIES MAINTENANCE	01	4,116.57
P16-02505	RUDERMAN & KNOX LLP	SPEC ED SETTLEMENT AGREEMENT - M BOOKER	ADMIN-LEGAL COUNSEL	01	5,000.00
P16-02506	RUDERMAN & KNOX LLP	SPEC ED SETTLEMENT AGREEMENT - E JUN	ADMIN-LEGAL COUNSEL	01	7,500.00
P16-02507	RUDERMAN & KNOX LLP	SPEC ED SETTLEMENT AGREEMENT - Z CATALAN RAMIREZ	ADMIN-LEGAL COUNSEL	01	1,500.00
P16-02508	INTERMOUNTAIN LOCK AND SECURITY SUPPLY	LOCKSMITH MATERIALS	FACILITIES MAINTENANCE	01	3,439.49
P16-02509	BATTERIES PLUS	batteries and chargers for radios	JOHN H. STILL - K-8	01	406.88
P16-02510	VIRCO MANUFACTURING CORP	TABLE	BOWLING GREEN ELEMENTARY	09	125.27
P16-02511	OFFICE DEPOT ACCT. #89574939	Sync & Charge USB Cable for iPhone 5, iPad...	CHILD DEVELOPMENT PROGRAMS	12	85.02
P16-02512	CALIFORNIA PROPERTY RECORD	ASSET TAG BARCODE LABELS	PURCHASING SERVICES	01	1,741.45
P16-02513	SCHOOL NURSE SUPPLY INC	NURSING SUPPLIES - ALYSSA QUAIN	CHILD DEVELOPMENT PROGRAMS	12	207.57
P16-02514	MORE PREPARED	NURSING SUPPLIES - LORA JONES/ALYSSA	CHILD DEVELOPMENT PROGRAMS	12	418.83
P16-02515	SYSCO FOOD SVCS OF SACRAMENTO	5013 CANNED FRUIT 1/15/16	NUTRITION SERVICES DEPARTMENT	13	11,178.12
P16-02516	SYSCO FOOD SVCS OF SACRAMENTO	5097 CORN/CHEESE 2/26/16	NUTRITION SERVICES DEPARTMENT	13	3,689.00
P16-02517	SYSCO FOOD SVCS OF SACRAMENTO	5098 CORN/CHEESE 3/18/16	NUTRITION SERVICES DEPARTMENT	13	3,689.00
P16-02518	SYSCO FOOD SVCS OF SACRAMENTO	5099 CORN/CHEESE 4/15/16	NUTRITION SERVICES DEPARTMENT	13	3,689.00
P16-02519	SYSCO FOOD SVCS OF SACRAMENTO	5100 CORN/CHEESE 5/6/16	NUTRITION SERVICES DEPARTMENT	13	3,689.00
P16-02520	GOPHER SPORT	RECESS EQUIPMENT	NEW JOSEPH BONNHEIM	09	841.06
P16-02521	GOPHER SPORT	PE EQUIPMENT	NEW JOSEPH BONNHEIM	09	511.26
P16-02522	GOPHER SPORT	PE EQUIPMENT	PONY EXPRESS ELEMENTARY SCHOOL	01	1,247.05
P16-02523	BOUND TO STAY BOUND BOOKS INC CUSTOMER #05634004	Elementary Library Books-Peter Burnett	LIBRARY/TEXTBOOK SERVICES	01	729.34
P16-02524	FOLLETT SCHOOL SOLUTIONS	Elementary Library Books-Peter Burnett	LIBRARY/TEXTBOOK SERVICES	01	353.04

\*\*\* See the last page for criteria limiting the report detail.

The preceding Purchase Orders have been issued in accordance with the District's Purchasing Policy and authorization of the Board of Trustees. It is recommended that the preceding Purchase Orders be approved and that payment be authorized upon delivery and acceptance of the items ordered.

ESCAPE ONLINE

Page 13 of 32

## Includes Purchase Orders dated 01/15/2016 - 02/14/2016 \*\*\*

PO Number	Vendor Name	Description	Location	Fund	Account Amount
P16-02525	NWN CORPORATION	WESTERN BLUE - PRINTERS (RAI/HELWEH)	KIT CARSON MIDDLE SCHOOL	01	950.46
P16-02526	SUPPLY WORKS	AFTER SCHOOL CUSTODIAL SUPPLIES	JOHN CABRILLO ELEMENTARY	01	800.90
P16-02527	CENGAGE LEARNING ATTN: ORDER F ULLFILLMENT	BUSINESS CUSTOMER SERVICE BOOKORDER	NEW SKILLS & BUSINESS ED. CTR	11	2,838.00
P16-02528	BARNES & NOBLE BOOKSTORE	BOOKS FOR STAFF USE	OAK RIDGE ELEMENTARY SCHOOL	01	1,515.06
P16-02529	CENTER FOR EDUCATION & EMPLOYM ENT LAW	LEGAL PERIODICAL ON SCHOOL SAFETY ISSUES-RENEWAL	ADMIN-LEGAL COUNSEL	01	179.00
P16-02530	RISO PRODUCTS OF SACRAMENTO	RISO SUPPLIES - #S7505 INK	THEODORE JUDAH ELEMENTARY	01	61.85
P16-02531	GOPHER SPORT	P.E. / RECESS JUMP ROPES	WILLIAM LAND ELEMENTARY	01	288.68
P16-02532	EMC PARADIGM ATTN CUSTOMER CAR E	PHARM PRG store/Nego \$1200 off purchase-Purchasing	NEW SKILLS & BUSINESS ED. CTR	11	11,344.58
P16-02533	MCGRAW HILL COMPANIES	PHARM PROGRAM BOOKSTORE SALE	NEW SKILLS & BUSINESS ED. CTR	11	2,590.01
P16-02534	JUNIOR LIBRARY GUILD	LIBRARY NOVELS	HIRAM W. JOHNSON HIGH SCHOOL	01	2,639.15
P16-02535	OFFICE DEPOT ACCT. #89574939	REGISTRAR & PUPIL RECORDS	CAPITAL CITY SCHOOL	01	245.00
P16-02536	U S BANK/SCUSD	BBQ GRILL FOR LUTHER BURBANK	NUTRITION SERVICES DEPARTMENT	13	324.42
P16-02537	PLAK SMACKER	NURSING SUPPLIES - ALYSSA QUAIN	CHILD DEVELOPMENT PROGRAMS	12	173.92
P16-02539	DISCOUNT SCHOOL SUPPLY FILE #7 3847	CCP EXPANSION SUPPLIES - SANDRA GONZALES	CHILD DEVELOPMENT PROGRAMS	12	548.80
P16-02540	PLAY WITH A PURPOSE	CHILD-SIZE TABLE - SANDRA GONZALES	CHILD DEVELOPMENT PROGRAMS	12	773.98
P16-02541	APPERSON INC	SCANTRONS	C. K. McCLATCHY HIGH SCHOOL	01	1,097.26
P16-02542	U S BANK/SCUSD	Handeze Gloves	STUDENT SUPPORT AND FAMILY SER	01	64.94
P16-02543	ACTIVE NETWORK BLUE BEAR SOFTW ARE	ACTIVE NETWORK	WEST CAMPUS	01	213.30
P16-02544	CSUS PARKING SACRAMENTO STATE UNIVERSITY	PARKING PASSES (SPRING SEMESTER 2016)	SPECIAL EDUCATION DEPARTMENT	01	2,310.00
P16-02545	B&B LOCATING, INC.	0715-0670 ELDER CREEK CC SHADE STRUCTURE	FACILITIES SUPPORT SERVICES	12	800.00
P16-02546	BSN SPORTS	PE EQUIPMENT NEEDED BY KUTCHNER	NEW TECH	09	1,711.79
P16-02547	JEFF SAHS DBA JEFF SAHS VIOLIN S	Musical Instruments	ACADEMIC OFFICE	01	5,642.00
P16-02548	PEARSON CLINICAL ASSESSMENT OR DERING DEPARTMENT	PSYCH EVAL FORMS (WISC)	SPECIAL EDUCATION DEPARTMENT	01	377.85

\*\*\* See the last page for criteria limiting the report detail.

The preceding Purchase Orders have been issued in accordance with the District's Purchasing Policy and authorization of the Board of Trustees. It is recommended that the preceding Purchase Orders be approved and that payment be authorized upon delivery and acceptance of the items ordered.

ESCAPE ONLINE

Page 14 of 32

## Includes Purchase Orders dated 01/15/2016 - 02/14/2016 \*\*\*

PO Number	Vendor Name	Description	Location	Fund	Account Amount
P16-02549	PRO ED INC	PSYCH EVAL FORMS (CAS-CONNERS)	SPECIAL EDUCATION DEPARTMENT	01	1,958.13
P16-02550	EAI EDUCATION	JAN ARAI MATH MANIPULATIVES	JAMES W MARSHALL ELEMENTARY	01	156.28
P16-02551	BARNES & NOBLE BOOKSTORE	BOOKS FOR MANUFACTURING/DESIGN PATHWAY	CAREER & TECHNICAL PREPARATION	01	1,214.82
P16-02552	PEARSON CLINICAL ASSESSMENT OR DERING DEPARTMENT	STUDENT EVAL FORMS	SPECIAL EDUCATION DEPARTMENT	01	1,500.16
P16-02553	FOLLETT SCHOOL SOLUTIONS	LIBRARY BOOKS	LUTHER BURBANK HIGH SCHOOL	01	1,034.89
P16-02554	U S BANK/SCUSD	SERVS SAFE EXAM ANSWER SHEETS/VOUCHERS	NUTRITION SERVICES DEPARTMENT	13	1,028.58
P16-02555	SUPER DUPER PUBLICATIONS	SPEECH EVAL FORMS (CAAP)	SPECIAL EDUCATION DEPARTMENT	01	164.88
P16-02556	SCHOOL SPECIALTY EDUCATION DAN A MCADAMS TERRITORY MGR	PE EQUIPMENTS	ROSA PARKS MIDDLE SCHOOL	01	1,266.79
P16-02557	OFFICE DEPOT ACCT. #89574939	SUPPLIES FOR NTTL CONF	INTEGRATED COMMUNITY SERVICES	01	113.66
P16-02558	LEARNING A-Z	renewal of BALANCE LITERACY license	JOHN H. STILL - K-8	01	97.60
P16-02559	AMERICAN LOGOWEAR	CHEF COAT SCREEN PRINTING	NUTRITION SERVICES DEPARTMENT	13	186.51
P16-02561	U S BANK/SCUSD	BOOK ORDER FOR MATH TRNG. SPEC.	ACADEMIC OFFICE	01	185.05
P16-02562	U S BANK/SCUSD	LITERATURE TO ENHANCE INSTRUCTIONAL PRACTICES	WILL C. WOOD MIDDLE SCHOOL	01	387.80
P16-02563	U S BANK/SCUSD	MATERIALS TO ENCHANCE CLASSROOM TEACHING	TAHOE ELEMENTARY SCHOOL	01	500.19
P16-02564	U S BANK/SCUSD	SHIPPING FEES FOR RETURN PKGS	HIRAM W. JOHNSON HIGH SCHOOL	01	45.63
P16-02565	CALIFORNIA HEAD START ASSOCIATION	CHSA CREDENTIALS	CHILD DEVELOPMENT PROGRAMS	12	2,800.00
P16-02566	JUN, JAEWON & JASON	SETTLEMENT (JUN)	SPECIAL EDUCATION DEPARTMENT	01	9,000.00
P16-02567	U S BANK/SCUSD	CA ED CODE FOR CTE COORDINATOR	CAREER & TECHNICAL PREPARATION	01	70.15
P16-02568	Apple Inc Apple Financial Services	ITUNES CARD FOR TEACHER USE	SPECIAL EDUCATION DEPARTMENT	01	50.00
P16-02569	WESTERN PSYCHOLOGICAL SERVICES	STUDENT EVAL FORMS	SPECIAL EDUCATION DEPARTMENT	01	415.35
P16-02570	SLOSSON EDUCATIONAL PUBLICATIONS INC	STUDENT EVAL FORMS	SPECIAL EDUCATION DEPARTMENT	01	145.73
P16-02571	MHS	STUDENT EVAL FORMS	SPECIAL EDUCATION DEPARTMENT	01	296.40
P16-02572	BSN SPORTS	FOOTBALL UNIFORMS	JOHN F. KENNEDY HIGH SCHOOL	01	10,186.36

\*\*\* See the last page for criteria limiting the report detail.

The preceding Purchase Orders have been issued in accordance with the District's Purchasing Policy and authorization of the Board of Trustees. It is recommended that the preceding Purchase Orders be approved and that payment be authorized upon delivery and acceptance of the items ordered.

ESCAPE ONLINE

Page 15 of 32



## Includes Purchase Orders dated 01/15/2016 - 02/14/2016 \*\*\*

PO Number	Vendor Name	Description	Location	Fund	Account Amount
P16-02573	AURORA ENVIRONMENTAL SERVICES	CONFIRMATION-HAZARDOUS WASTE - CONFIRMING	NEW SKILLS & BUSINESS ED. CTR	11	1,800.00
P16-02574	B & H PHOTO	CAMERA/ SUPPLIES USE IN BUSINESS PROGRAM	CAREER & TECHNICAL PREPARATION	01	6,530.57
P16-02575	BAR HEIN CO	BACKPACK BLOWER	HIRAM W. JOHNSON HIGH SCHOOL	01	455.69
P16-02576	OFFICE DEPOT ACCT. #89574939	TONER CARTRIDGES - CORPORATE ACAD	HIRAM W. JOHNSON HIGH SCHOOL	01	391.88
P16-02577	FLINN SCIENTIFIC INC	CORE ACADEMY CLASS - SCIENCE	HIRAM W. JOHNSON HIGH SCHOOL	01	742.47
P16-02578	CDW-G C/O PAT HEIN	SEQUOIA: AVERVISION DOCUMENT CAMERA	AREA ASSISTANT SUPERINTENDENT	01	360.37
P16-02579	BULBMAN ACCT #SAC03	SCIENCE BULBS FOR MICROSCOPES	C. K. McCLATCHY HIGH SCHOOL	01	220.04
P16-02580	OFFICE DEPOT ACCT. #89574939	TRAINING SUPPLIES	INTEGRATED COMMUNITY SERVICES	01	784.41
P16-02581	MASUNE FIRST AID CO INC	HEALTH SUPPLIES	CROCKER/RIVERSIDE ELEMENTARY	01	204.14
P16-02582	Crowd Control Warehouse	STANCHIONS FOR CAMPUS	ROSEMONT HIGH SCHOOL	01	1,828.67
P16-02583	SYSCO FOOD SVCS OF SACRAMENTO	5014 CANNED FRUIT 1/22/16	NUTRITION SERVICES DEPARTMENT	13	6,836.48
P16-02584	P & R PAPER SUPPLY COMPANY	5080 TRAYS 2/23/16	NUTRITION SERVICES DEPARTMENT	13	23,814.00
P16-02585	P & R PAPER SUPPLY COMPANY	5081 TRAYS 3/15/16	NUTRITION SERVICES DEPARTMENT	13	23,814.00
P16-02586	P & R PAPER SUPPLY COMPANY	5082 TRAYS 4/5/16	NUTRITION SERVICES DEPARTMENT	13	23,814.00
P16-02587	P & R PAPER SUPPLY COMPANY	5083 TRAYS 4/19/16	NUTRITION SERVICES DEPARTMENT	13	23,814.00
P16-02588	P & R PAPER SUPPLY COMPANY	5084 TRAYS 5/3/16	NUTRITION SERVICES DEPARTMENT	13	23,814.00
P16-02589	P & R PAPER SUPPLY COMPANY	5085 TRAYS 5/17/16	NUTRITION SERVICES DEPARTMENT	13	23,814.00
P16-02590	Sky Blue Foods LLC	5089 CORN BREAD 2/5/16	NUTRITION SERVICES DEPARTMENT	13	10,164.00
P16-02591	Sky Blue Foods LLC	5090 CORN BREAD 3/3/16	NUTRITION SERVICES DEPARTMENT	13	10,164.00
P16-02592	Sky Blue Foods LLC	5091 CORN BREAD 3/29/16	NUTRITION SERVICES DEPARTMENT	13	10,164.00
P16-02593	Sky Blue Foods LLC	5092 CORN BREAD 4/19/16	NUTRITION SERVICES DEPARTMENT	13	10,164.00
P16-02594	FATCAT SCONES	5093 CINN APPLE CHEWIES 2/2/16	NUTRITION SERVICES DEPARTMENT	13	7,040.00
P16-02595	SYSCO FOOD SVCS OF SACRAMENTO	5096 TOTS/CHEESE 2/5/16	NUTRITION SERVICES DEPARTMENT	13	6,568.72
P16-02596	JSB INDUSTRIES	5101 MUFFINS/SUNBUTTER & JELLY 2/11/16	NUTRITION SERVICES DEPARTMENT	13	25,686.00
P16-02597	JSB INDUSTRIES	5102 SUNBUTTER & JELLY 3/10/16	NUTRITION SERVICES DEPARTMENT	13	18,615.60

\*\*\* See the last page for criteria limiting the report detail.

The preceding Purchase Orders have been issued in accordance with the District's Purchasing Policy and authorization of the Board of Trustees. It is recommended that the preceding Purchase Orders be approved and that payment be authorized upon delivery and acceptance of the items ordered.

ESCAPE ONLINE

Page 16 of 32

## Includes Purchase Orders dated 01/15/2016 - 02/14/2016 \*\*\*

PO Number	Vendor Name	Description	Location	Fund	Account Amount
P16-02598	JSB INDUSTRIES	5103 MUFFINS/SUNBUTTER & JELLY 4/14/16	NUTRITION SERVICES DEPARTMENT	13	23,329.20
P16-02599	SIMCO FOODS	5104 CHOCOLATE SHELF MILK 3/3/16	NUTRITION SERVICES DEPARTMENT	13	29,779.20
P16-02600	SIMCO FOODS	5105 CHOCOLATE SHELF MILK 4/6/16	NUTRITION SERVICES DEPARTMENT	13	29,779.20
P16-02601	SIMCO FOODS	5106 CHOCOLATE SHELF MILK 4/28/16	NUTRITION SERVICES DEPARTMENT	13	29,779.20
P16-02602	SYSCO FOOD SVCS OF SACRAMENTO	5107 CANNED FRUIT 1/22/16	NUTRITION SERVICES DEPARTMENT	13	13,927.20
P16-02603	SYSCO FOOD SVCS OF SACRAMENTO	5113 CORN/BBQ SCE 1/29/16	NUTRITION SERVICES DEPARTMENT	13	7,137.60
P16-02604	TASTY BRANDS LLC	5114 SANDWICHES 2/16/16	NUTRITION SERVICES DEPARTMENT	13	57,696.84
P16-02605	TASTY BRANDS LLC	5115 SANDWICHES 4/1/16	NUTRITION SERVICES DEPARTMENT	13	58,480.32
P16-02606	SYSCO FOOD SVCS OF SACRAMENTO	5118 SUNBUTTER/CHIPS 2/12/16	NUTRITION SERVICES DEPARTMENT	13	15,122.90
P16-02607	LAND O LAKES INC	5116 CHEESE CUPS 2/25/16	NUTRITION SERVICES DEPARTMENT	13	19,278.00
P16-02608	LAND O LAKES INC	5117 STRING CHEESE 3/17/16	NUTRITION SERVICES DEPARTMENT	13	5,490.21
P16-02609	GENERAL MILLS	5119 PANCAKES/FRNCH TST 2/17/16	NUTRITION SERVICES DEPARTMENT	13	12,855.55
P16-02610	DON LEE FARMS	5120 CHSE BURGER/PANCAKE & SAUS 2/17/16	NUTRITION SERVICES DEPARTMENT	13	16,030.00
P16-02611	DON LEE FARMS	5121 CRN DOGS/SLIDERS 3/2/16	NUTRITION SERVICES DEPARTMENT	13	25,062.60
P16-02612	DON LEE FARMS	5122 BF PATTY/SLIDERS 3/30/16	NUTRITION SERVICES DEPARTMENT	13	18,663.60
P16-02613	DON LEE FARMS	5123 CRN DOGS/SLDRS/PANCAKE&SA US 4/20/16	NUTRITION SERVICES DEPARTMENT	13	20,577.60
P16-02614	U S BANK/SCUSD	LAPTOP (R. CONNER)	SPECIAL EDUCATION DEPARTMENT	01	412.29
P16-02615	GBC GENERAL BINDING CORP	GBC LAMINATING MAINTENANCE CONTRACT 2015-2016	SUTTERVILLE ELEMENTARY SCHOOL	01	419.76
P16-02616	APPERSON INC	APPERSON - SCANTRONS #25110	WEST CAMPUS	01	639.90
P16-02617	BARNES & NOBLE BOOKSTORE	BARNES AND NOBLE BOOKS	SUTTERVILLE ELEMENTARY SCHOOL	01	54.52
P16-02618	SUPPLY WORKS	AFTER SCHOOL CUSTODIAL SUPPLIES	JOHN D SLOAT BASIC ELEMENTARY	01	573.18
P16-02619	SUPPLY WORKS	AFTER SCHOOL CUSTODIAL SUPPLIES	LEATAATA FLOYD ELEMENTARY	01	949.08
P16-02620	SUPPLY WORKS	AFTER SCHOOL CUSTODIAL SUPPLIES	JAMES W MARSHALL ELEMENTARY	01	808.59

\*\*\* See the last page for criteria limiting the report detail.

The preceding Purchase Orders have been issued in accordance with the District's Purchasing Policy and authorization of the Board of Trustees. It is recommended that the preceding Purchase Orders be approved and that payment be authorized upon delivery and acceptance of the items ordered.

ESCAPE ONLINE

Page 17 of 32

## Includes Purchase Orders dated 01/15/2016 - 02/14/2016 \*\*\*

PO Number	Vendor Name	Description	Location	Fund	Account Amount
P16-02621	SUPPLY WORKS	AFTER SCHOOL CUSTODIAL SUPPLIES	TAHOE ELEMENTARY SCHOOL	01	907.99
P16-02622	DEPARTMENT OF GENERAL SERVICES	0277-411-0228 PBURNETT WIND WALL SYS/DRS	FACILITIES SUPPORT SERVICES	01	4,500.00
P16-02623	DEPARTMENT OF GENERAL SERVICES	0024-413-0262 B GREEN MCCOY ROOF RPR 2016	FACILITIES SUPPORT SERVICES	21	5,250.00
P16-02624	DEPARTMENT OF GENERAL SERVICES	0265-411-0194 OAK RIDGE WINDOW SYSTEMS	FACILITIES SUPPORT SERVICES	01	6,720.00
P16-02625	DEPARTMENT OF GENERAL SERVICES	0530-414-0233 LBURBANK 4-H BLDG REPLACE	FACILITIES SUPPORT SERVICES	01	1,950.00
P16-02626	DEPARTMENT OF GENERAL SERVICES	0108-414-0219 EBAKER PORTABLE REPLACE (P06)	FACILITIES SUPPORT SERVICES	01	3,000.00
P16-02627	DEPARTMENT OF GENERAL SERVICES	0108-419 ETHEL I BAKER CLASS SIZE REDUCTION	FACILITIES SUPPORT SERVICES	21	2,100.00
P16-02628	DEPARTMENT OF GENERAL SERVICES	0108-413-0209 ETHEL BAKER WINDOW WALL SYSTEM	FACILITIES SUPPORT SERVICES	01	5,390.00
P16-02629	DEPARTMENT OF GENERAL SERVICES	419 MATSUYAMA CLASS SIZE REDUCTION	FACILITIES SUPPORT SERVICES	21	3,000.00
P16-02630	DEPARTMENT OF GENERAL SERVICES	419 PHOEBE HEARST CLASS SIZE REDUCTION	FACILITIES SUPPORT SERVICES	21	3,000.00
P16-02631	DEPARTMENT OF GENERAL SERVICES	419 PONY EXPRESS CLASS SIZE REDUCTION	FACILITIES SUPPORT SERVICES	21	3,000.00
P16-02632	DEPARTMENT OF GENERAL SERVICES	419 CROCKER RIVERSIDE CLASS SIZE REDUCTION	FACILITIES SUPPORT SERVICES	21	1,290.00
P16-02633	DEPARTMENT OF GENERAL SERVICES	419 SUTTERVILLE CLASS SIZE REDUCTION	FACILITIES SUPPORT SERVICES	21	1,290.00
P16-02634	DEPARTMENT OF GENERAL SERVICES	419 GENEVIEVE DIDION CLASS SIZE REDUCTION	FACILITIES SUPPORT SERVICES	21	2,100.00
P16-02635	DEPARTMENT OF GENERAL SERVICES	419 LDV CLASS SIZE REDUCTION	FACILITIES SUPPORT SERVICES	21	3,750.00
P16-02636	DEPARTMENT OF GENERAL SERVICES	419 ALICE BIRNEY CLASS SIZE REDUCTION	FACILITIES SUPPORT SERVICES	21	3,750.00
P16-02637	DEPARTMENT OF GENERAL SERVICES	707-0363-2 THEO JUDAH INTERIM HOUSING	FACILITIES SUPPORT SERVICES	21	3,375.00
P16-02638	DEPARTMENT OF GENERAL SERVICES	0384-419 WILL LAND 2 STORY MOD CLASS SIZE REDUC	FACILITIES SUPPORT SERVICES	21	32,850.00
P16-02639	DEPARTMENT OF GENERAL SERVICES	0495-402 WILL C WOOD SHADE STRUCTURE	FACILITIES SUPPORT SERVICES	21	1,194.80
P16-02640	LAKESHORE LEARNING CORP ATTENTION: JON BELL	CPHUNTINGTON PRESCHOOL ROOM 3, LECHELE NESS	CHILD DEVELOPMENT PROGRAMS	12	6,195.58
P16-02641	LAKESHORE LEARNING CORP ATTENTION: JON BELL	OAKRIDGE PRESCHOOL, ROOM 1, REBECCA DEHR	CHILD DEVELOPMENT PROGRAMS	12	5,032.11
P16-02642	LAKESHORE LEARNING CORP ATTENTION: JON BELL	WOODBINE PRESCHOOL, ROOM 23,	CHILD DEVELOPMENT PROGRAMS	12	5,502.95

\*\*\* See the last page for criteria limiting the report detail.

The preceding Purchase Orders have been issued in accordance with the District's Purchasing Policy and authorization of the Board of Trustees. It is recommended that the preceding Purchase Orders be approved and that payment be authorized upon delivery and acceptance of the items ordered.

ESCAPE ONLINE

Page 18 of 32

## Includes Purchase Orders dated 01/15/2016 - 02/14/2016 \*\*\*

PO Number	Vendor Name	Description	Location	Fund	Account Amount
P16-02643	LAKESHORE LEARNING CORP ATTENTION: JON BELL	BOWLING GREEN CHACON, ROOM BF-1, LIZ THOMAS	CHILD DEVELOPMENT PROGRAMS	12	5,257.68
P16-02644	WALSWORTH PUB CO INC	2014-2015 YEARBOOK BALANCE	HIRAM W. JOHNSON HIGH SCHOOL	01	8,308.45
P16-02645	ALL WEST COACHLINES INC	TRANSPORT TO MARINE COMBAT CENTER	JOHN F. KENNEDY HIGH SCHOOL	01	8,731.44
P16-02646	MOORE MEDICAL CORP ACCT 171864 7	ICE PACKS	O. W. ERLEWINE ELEMENTARY	01	24.42
P16-02647	DEPARTMENT OF GENERAL SERVICES	0807-418 SUTTERVILLE APP#02-112892 ALT-1	FACILITIES SUPPORT SERVICES	25	1,825.42
P16-02648	U S BANK/SCUSD	RAIN GEAR FOR NS/SUPPER DRIVERS	NUTRITION SERVICES DEPARTMENT	13	1,074.02
P16-02649	U S BANK/SCUSD	PROFESSIONAL DEVELOPMENT MATERIAL	CAMELLIA BASIC ELEMENTARY	01	165.97
P16-02650	KAPLAN K-12 LEARNING SVCS AT K APLAN HIGHER EDUC	CONFIRMING REQ - KAPLAN SERVICES	NEW TECH	09	11,550.00
P16-02651	SUCCESS BY DESIGN	PLANNERS FOR GRADES 5, & 6	O. W. ERLEWINE ELEMENTARY	01	516.55
P16-02652	RESOURCES FOR EDUCATORS DIVISION OF ASPEN PUBLISHERS	HOME & SCHOOL CONNECTION	O. W. ERLEWINE ELEMENTARY	01	229.00
P16-02653	WORTHINGTON DIRECT INC	TRAPEZOID TABLES FOR CLASSROOM	SUTTERVILLE ELEMENTARY SCHOOL	01	673.38
P16-02654	SAMBA HOLDINGS, INC	SAMBA HOLDINGS, INC	RISK MANAGEMENT	01	1,791.93
P16-02655	U S BANK/SCUSD	CISCO INSTRUCTIONAL	NEW SKILLS & BUSINESS ED. CTR	11	430.53
P16-02656	SCHOOL TECH INC	BASKETBALL NETS (2)	SUTTERVILLE ELEMENTARY SCHOOL	01	30.83
P16-02657	SILKE COMMUNICATIONS	SILKE COMMUNICATIONS - RADIOS FOR NEW BUSES	TRANSPORTATION SERVICES	01	9,028.50
P16-02658	SAMBA HOLDINGS, INC	SAMBA HOLDINGS	RISK MANAGEMENT	01	998.52
P16-02659	JOSTENS INC	DUPLICATE DIPLOMA	HIRAM W. JOHNSON HIGH SCHOOL	01	25.40
P16-02660	SAMBA HOLDINGS, INC	SAMBA HOLDINGS	RISK MANAGEMENT	01	1,488.24
P16-02661	ARC DOCUMENT SOLUTIONS LLC	702-0825 SERNA DATA CENTER FA	FACILITIES SUPPORT SERVICES	49	379.86
P16-02662	AURORA ENVIRONMENTAL SERVICES	TRANSPORT HAZARDOUS WASTE FOR DISPOSAL	JOHN F. KENNEDY HIGH SCHOOL	01	880.60
P16-02663	EATON INTERPRETING SERVICE	Translation for parent/tchr conf Luna Rodas	EARL WARREN ELEMENTARY SCHOOL	01	94.50
P16-02664	KAISER FOUND HEALTH PLAN INC	KAISER FOUNDATION HEALTH PLAN, INC	RISK MANAGEMENT	01	1,840.00
P16-02665	SACRAMENTO COUNTY OFFICE OF ED / SLY PARK	BALANCE OF SCIENCE CAMP FOR 6TH GRADE	OAK RIDGE ELEMENTARY SCHOOL	01	14,684.00
P16-02666	SACRAMENTO URBAN DEBATE LEAGUE	SPEECH AND DEBATE TOURNAMENT FEES	ROSEMONT HIGH SCHOOL	01	60.00
P16-02667	YMCA OF SUPERIOR CALIFORNIA	SWIM LESSONS FOR A.P.E.	SPECIAL EDUCATION DEPARTMENT	01	2,400.00

\*\*\* See the last page for criteria limiting the report detail.

The preceding Purchase Orders have been issued in accordance with the District's Purchasing Policy and authorization of the Board of Trustees. It is recommended that the preceding Purchase Orders be approved and that payment be authorized upon delivery and acceptance of the items ordered.

ESCAPE ONLINE

Page 19 of 32

## Includes Purchase Orders dated 01/15/2016 - 02/14/2016 \*\*\*

PO Number	Vendor Name	Description	Location	Fund	Account Amount
P16-02668	WORLD OF GOOD TASTES INC LA BO U ACCT #	PBIS TRAINING 1/7/16 REFRESHMENTS	SCHOOL CLIMATE	01	438.77
P16-02669	DEPARTMENT OF SOCIAL SERVICES MS 9-3-67	LICENSING FEES 2015-2016	CHILD DEVELOPMENT PROGRAMS	12	15,246.00
P16-02670	MICHELLE PETERS	COOKING/CLEANING SUPPLIES	SPECIAL EDUCATION DEPARTMENT	01	464.51
P16-02671	ESGI LLC	ESGI SOFTWARE ELECTRONIC Download	NEW JOSEPH BONNHEIM	09	525.00
P16-02672	RISO PRODUCTS OF SACRAMENTO	RENEW RISO MAINTENANCE AGREEMENT	JOHN CABRILLO ELEMENTARY	01	108.00
P16-02673	RISO PRODUCTS OF SACRAMENTO	RISO COPIER EXPENSES	ROSEMONT HIGH SCHOOL	01	123.12
P16-02674	OFFICE DEPOT ACCT. #89574939	PRINTER FOR 6TH GRADE CLASSROOM	PARKWAY ELEMENTARY SCHOOL	01	102.59
P16-02675	AURORA ENVIRONMENTAL SERVICES	AURORA: TRANSPORTATION FOR WEST CAMPUS	RISK MANAGEMENT	01	3,928.36
P16-02676	DEANNA HOSE	THEATRE NETWORK USA/CLASS TRIPS	SUTTERVILLE ELEMENTARY SCHOOL	01	704.00
P16-02677	U S BANK/SCUSD	Rain Gear	MARK TWAIN ELEMENTARY SCHOOL	01	160.53
P16-02678	Rehabmart LLC	TRANSFER BELTS (CSUS)	SPECIAL EDUCATION DEPARTMENT	01	238.83
P16-02679	PRECISION DATA PRODUCTS	PRECISION SCANTRON ORDER	WEST CAMPUS	01	88.60
P16-02680	NWN CORPORATION	MONITOR FOR OFFICE	H.W. HARKNESS ELEMENTARY	01	193.88
P16-02681	RISO PRODUCTS OF SACRAMENTO	RZ BLACK INK AND EZ/RZ MASTER LEGAL A430S	SUTTERVILLE ELEMENTARY SCHOOL	01	238.70
P16-02682	OFFICE DEPOT ACCT. #89574939	DVD FOR RIOS	CESAR CHAVEZ INTERMEDIATE	01	46.69
P16-02683	LAKESHORE LEARNING CORP ATTENTION: JON BELL	VANG COMMON CORE MATH MATERIALS	JAMES W MARSHALL ELEMENTARY	01	258.09
P16-02684	LAKESHORE LEARNING CORP ATTENTION: JON BELL	FIGUEROA COMMON CORE CLASSROOM MATERIALS	JAMES W MARSHALL ELEMENTARY	01	505.50
P16-02685	OFFICE DEPOT ACCT. #89574939	DOCUMENT SCANNER	SAM BRANNAN MIDDLE SCHOOL	01	86.79
P16-02686	DISCOUNT SCHOOL SUPPLY FILE #7 3847	KINDERGARTEN READINESS SUMMER ACADEMY 2016	CHILD DEVELOPMENT PROGRAMS	12	702.69
P16-02687	OFFICE DEPOT ACCT. #89574939	PROJECTOR FOR PRESENTATIONS AND TRAINING	RESEARCH & EVALUATION SERVICES	01	661.90
P16-02688	SCHOOL SPECIALTY EDUCATION DAN A MCADAMS TERRITORY MGR	OWL PELLETS FOR 3RD GRADE CLASSES	SUTTERVILLE ELEMENTARY SCHOOL	01	149.47
P16-02689	SCHOOL SPECIALTY EDUCATION DAN A MCADAMS TERRITORY MGR	US and CALIFORNIA FLAGS FOR MAIN GYM	SAM BRANNAN MIDDLE SCHOOL	01	156.22

\*\*\* See the last page for criteria limiting the report detail.

The preceding Purchase Orders have been issued in accordance with the District's Purchasing Policy and authorization of the Board of Trustees. It is recommended that the preceding Purchase Orders be approved and that payment be authorized upon delivery and acceptance of the items ordered.

ESCAPE ONLINE

Page 20 of 32

## Includes Purchase Orders dated 01/15/2016 - 02/14/2016 \*\*\*

PO Number	Vendor Name	Description	Location	Fund	Account Amount
P16-02690	U S BANK/SCUSD	TEACHER SUPPLIES (MR. YANG)	PARKWAY ELEMENTARY SCHOOL	01	51.80
P16-02691	CDW-G C/O PAT HEIN	VARIOUS STUDENT NEEDS	CAROLINE WENZEL ELEMENTARY	01	1,620.60
P16-02692	BATTERIES PLUS	BATTERIES FOR THE 2 WAY RADIO	ETHEL I. BAKER ELEMENTARY	01	117.15
P16-02693	ROBERT E SMITH dba ALL AWARDS	STUDENT SPIRIT WEAR	CAMELLIA BASIC ELEMENTARY	01	248.15
P16-02694	SACRAMENTO COUNTY OFFICE OF ED FINANCIAL SERVICES	REGISTRATION FEE FOR PROFESSIONAL DEVELOPMENT	ROSEMONT HIGH SCHOOL	01	100.00
P16-02695	RISO PRODUCTS OF SACRAMENTO	2016 RISO COPIER SERVICE AGREEMENT	DAVID LUBIN ELEMENTARY SCHOOL	01	425.00
P16-02696	TROXELL COMMUNICATIONS INC ATT N: BILL PITZNER	LCD PROJECTORS & INSTALLATION	JOHN CABRILLO ELEMENTARY	01	4,296.18
P16-02697	SUPPLY WORKS	AFTER SCHOOL CUSTODIAL SUPPLIES	CAROLINE WENZEL ELEMENTARY	01	769.24
P16-02698	SUPPLY WORKS	AFTER SCHOOL CUSTODIAL SUPPLIES	MARTIN L. KING JR ELEMENTARY	01	671.76
P16-02699	CASBO	CASBO ANNUAL MEMBERSHIP-PRORATED THRU 6/30/2017	BUSINESS SERVICES	01	1,237.00
P16-02700	SCHOOL SPECIALTY EDUCATION DAN A MCADAMS TERRITORY MGR	VISITOR BADGE BOOKS	NICHOLAS ELEMENTARY SCHOOL	01	442.26
P16-02701	SCHOLASTIC INC SCHOLASTIC MAGA ZINES	SCHOLASTIC NEWS 2ND GRADE RENEWAL	NICHOLAS ELEMENTARY SCHOOL	01	445.50
P16-02702	SCHOLASTIC, INC. ORDER DESK	P 17 CLASSROOM LIBRARY	NICHOLAS ELEMENTARY SCHOOL	01	764.64
P16-02703	SOUTHERN ACCOUNTING SYSTEMS	ATTENDANCE SLIPS	NICHOLAS ELEMENTARY SCHOOL	01	1,086.19
P16-02704	GOPHER SPORT	P.E. EQUIPMENT	JOHN CABRILLO ELEMENTARY	01	172.81
P16-02705	JONES SCHOOL SUPPLY CO INC	STUDENT INCENTIVES	NICHOLAS ELEMENTARY SCHOOL	01	1,089.73
P16-02706	CA DEPT OF CONSERVATION CALIFO RNIA GEOLOGICAL SURVEY	0384-419 WILLIAM LAND 2 STORY MODULAR CSR	FACILITIES SUPPORT SERVICES	21	3,600.00
P16-02707	DOWNTOWN FORD	TRANSIT CARGO VANS FOR NS	NUTRITION SERVICES DEPARTMENT	13	231,832.72
P16-02708	FOLLETT SCHOOL SOLUTIONS	MATH RESOURCE BOOK FOR TEACHERS COMMON CORE	ELDER CREEK ELEMENTARY SCHOOL	01	650.57
P16-02709	EDP ENVIRONMENTS INC	UPS / POWER SUPPLY BACKUP AND GENERATOR	INFORMATION SERVICES	01	7,088.52
P16-02710	NWN CORPORATION	COMPUTER LAB REPLACE 14 YEAR OLD COMPUTERS IN LAB	ISADOR COHEN ELEMENTARY SCHOOL	01	11,609.50
P16-02711	VALLEY PRECISION GRADING INC	0235-411-0260 MARK TWAIN ASPHLT/CNCRTE WLKWy	FACILITIES SUPPORT SERVICES	01	42,680.00

\*\*\* See the last page for criteria limiting the report detail.

The preceding Purchase Orders have been issued in accordance with the District's Purchasing Policy and authorization of the Board of Trustees. It is recommended that the preceding Purchase Orders be approved and that payment be authorized upon delivery and acceptance of the items ordered.

ESCAPE ONLINE

Page 21 of 32

## Includes Purchase Orders dated 01/15/2016 - 02/14/2016 \*\*\*

PO Number	Vendor Name	Description	Location	Fund	Account Amount
P16-02712	VALLEY PRECISION GRADING INC	0100-410-0224 EDWARD KEMBLE CNCRTE WLKWAY	FACILITIES SUPPORT SERVICES	01	37,840.00
P16-02713	VALLEY PRECISION GRADING INC	0037-411-0234 CWENZEL CONC/ASPH WLK	FACILITIES SUPPORT SERVICES	01	43,960.00
P16-02714	JM ENVIRONMENTAL INC	0108-414-0219 ETHEL BAKER PRTBLE RPLCE (P06)	FACILITIES SUPPORT SERVICES	01	19,827.00
P16-02715	B&B LOCATING, INC.	0495-402 WILL C WOOD SHADE STRUCTURE	FACILITIES SUPPORT SERVICES	21	2,500.00
P16-02716	GOLDEN BAY FENCE + IRON WORKS	FURNISH/INSTALL TEMP FENCE @ MARK HOPKINS ES	FACILITIES MAINTENANCE	01	2,838.00
P16-02717	U S BANK/SCUSD	ELECTRONIC TRANSLATION DICTIONARY	HIRAM W. JOHNSON HIGH SCHOOL	01	725.58
P16-02718	DISCOUNT SCHOOL SUPPLY FILE #7 3847	CLASS SUPPLIES - ANGELLE MURRY	CHILD DEVELOPMENT PROGRAMS	12	443.63
P16-02719	FOLLETT SCHOOL SOLUTIONS	CRIMINAL JUSTICE CURRICULUM	HIRAM W. JOHNSON HIGH SCHOOL	01	4,405.64
P16-02720	GOPHER SPORT	PHYSICAL EDUCATION EQUIPMENT	SEQUOIA ELEMENTARY SCHOOL	01	390.66
P16-02721	BOUND TO STAY BOUND BOOKS INC CUSTOMER #05634004	Elementary Library Books-Oak Ridge	LIBRARY/TEXTBOOK SERVICES	01	372.37
P16-02722	FOLLETT SCHOOL SOLUTIONS	Elementary Library Books-Oak Ridge	LIBRARY/TEXTBOOK SERVICES	01	582.88
P16-02723	FIRST CLASS BOOKS	NURSING ASST PROGRAM BOOK	NEW SKILLS & BUSINESS ED. CTR	11	679.00
P16-02724	SAC CITY MIDDLE SCHOOL ATHLETIC LEAGUE	BASKETBALL DUES	ROSA PARKS MIDDLE SCHOOL	01	1,100.00
P16-02725	Innocorp Ltd	IMPAIRMENT GOGGLES - LAW ACADEMY	HIRAM W. JOHNSON HIGH SCHOOL	01	525.00
P16-02726	XPRESSMYSELF.COM LLC	PARKING PERMITS	NEW SKILLS & BUSINESS ED. CTR	11	466.55
P16-02727	CDW-G C/O PAT HEIN	ELEC.ITEM USED - WHITE BOARDS USED FOR INSTRUCTION	CAPITAL CITY SCHOOL	01	209.94
P16-02728	RISO PRODUCTS OF SACRAMENTO	MAITENANCE AGREEMENT FOR RISO	PETER BURNETT ELEMENTARY	01	425.00
P16-02729	RISO PRODUCTS OF SACRAMENTO	RISO SERVICE CONTRACT-RN2235	FERN BACON MIDDLE SCHOOL	01	425.00
P16-02730	ZONAR SYSTEMS INC	VAN/TRUCK GPS KITS, SERVICE & ACTIVATION	NUTRITION SERVICES DEPARTMENT	13	18,299.40
P16-02731	ORGANIZATIONAL DYNAMICS ASSOC	PRE-PAY P.O. SRVS PROVIDED FOR CONSULTING/COACHING	SUPERINTENDENT'S OFFICE	01	838.00
P16-02732	RISO PRODUCTS OF SACRAMENTO	RISO MASTERS & INK	ELDER CREEK ELEMENTARY SCHOOL	01	572.88
P16-02733	DIESEL EMISSIONS SERVICE	REPLACE CONTROLLER-TRUCK #34	DISTRIBUTION SERVICES	01	2,831.14
P16-02734	OFFICE DEPOT ACCT. #89574939	PRINTERS FOR COW CARTS	HOLLYWOOD PARK ELEMENTARY	01	577.20

\*\*\* See the last page for criteria limiting the report detail.

The preceding Purchase Orders have been issued in accordance with the District's Purchasing Policy and authorization of the Board of Trustees. It is recommended that the preceding Purchase Orders be approved and that payment be authorized upon delivery and acceptance of the items ordered.

ESCAPE ONLINE

Page 22 of 32

## Includes Purchase Orders dated 01/15/2016 - 02/14/2016 \*\*\*

PO Number	Vendor Name	Description	Location	Fund	Account Amount
P16-02735	NORTHSTAR AV	BULBS FOR CLASSROOM PROJECTORS; Saved \$168.28	OAK RIDGE ELEMENTARY SCHOOL	01	553.35
P16-02736	DOWNTOWN FORD	MAINTENANCE VEHICLES	FACILITIES MAINTENANCE	14 49	15,698.05 25,490.42
P16-02737	DOWNTOWN FORD	MAINTENANCE VEHICLES	FACILITIES MAINTENANCE	14	34,577.52
P16-02738	NWN CORPORATION	SHARED PRINTER FOR 4 SEL STAFF	SCHOOL CLIMATE	01	547.93
P16-02739	NWN CORPORATION	CLASSROOM PRINTERS	SEQUOIA ELEMENTARY SCHOOL	01	800.73
P16-02740	CDW-G C/O PAT HEIN	EQUIPMENT FOR PROGRAMMER ANALYST	RESEARCH & EVALUATION SERVICES	01	3,255.96
P16-02741	SACRAMENTO CONVENTION CENTER	GRADUATION HALL RENTAL	LUTHER BURBANK HIGH SCHOOL	01	5,500.00
P16-02742	NWN CORPORATION	CHROMEBASE COMPUTERS FOR TESTING	INFORMATION SERVICES	01	1,365.96
P16-02743	SUPPLY WORKS	TRASH CAN LINERS	OAK RIDGE ELEMENTARY SCHOOL	01	470.90
P16-02744	NWN CORPORATION	COMPUTERS FOR THE CLASSROOMS/LIBRARY/NUT T/ROOM 1	CALIFORNIA MIDDLE SCHOOL	01	1,741.43
P16-02745	DISCOVERY MUSEUM SCIENCE & SPA CE CENTER	PLANETARIUM-HOLMES	JOHN MORSE THERAPEUTIC	01	110.00
P16-02746	SACRAMENTO COUNTY OFFICE OF ED FINANCIAL SERVICES	SCIENCE CAMP DEPOSIT	OAK RIDGE ELEMENTARY SCHOOL	01	1,800.00
P16-02747	U S BANK/SCUSD	CHESS CLUB SUPPLIES	WILLIAM LAND ELEMENTARY	01	48.79
P16-02748	COMMON VISION	FRUIT TREES FOR SCHOOL GARDEN	OAK RIDGE ELEMENTARY SCHOOL	01	1,050.00
P16-02749	U S BANK/SCUSD	TV FOR LIBRARY	HOLLYWOOD PARK ELEMENTARY	01	553.23
P16-02750	GRAINGER INC ACCOUNT #80927635 5	GRAINGER; Saved \$107.43	WEST CAMPUS	01	916.55
P16-02751	NASCO	NASCO MATH	WEST CAMPUS	01	42.86
P16-02752	RISO PRODUCTS OF SACRAMENTO	INK/MASTERS FOR RISO MACHINE	HOLLYWOOD PARK ELEMENTARY	01	477.40
P16-02753	NASCO	SCIENCE EXPERIMENTSPHILIPPS/AGUI LAR	CALIFORNIA MIDDLE SCHOOL	01	111.76
P16-02754	CENTRAL VALLEY OFFICE SUPPLY	CLASSROOM CHAIRS	HIRAM W. JOHNSON HIGH SCHOOL	01	9,004.42
P16-02755	GRAINGER INC ACCOUNT #80927635 5	RUBBER CHAIR TIPS FOR DESKS	HIRAM W. JOHNSON HIGH SCHOOL	01	90.93
P16-02756	OFFICE DEPOT ACCT. #89574939	16-06950 Inter-Department Mailers	PURCHASING SERVICES	01	1,496.22
P16-02757	ULINE ATTN ACCOUNTS RECEIVABLE	BROOM & POWER STIPS	WILLIAM LAND ELEMENTARY	01	196.71
P16-02758	ALL WEST COACHLINES INC	JCBA FIELD TRIP TO RALEY FIELD	HIRAM W. JOHNSON HIGH SCHOOL	01	902.80
P16-02759	U S BANK/SCUSD	CHESS CLUB SUPPLIES	WILLIAM LAND ELEMENTARY	01	83.17

\*\*\* See the last page for criteria limiting the report detail.

The preceding Purchase Orders have been issued in accordance with the District's Purchasing Policy and authorization of the Board of Trustees. It is recommended that the preceding Purchase Orders be approved and that payment be authorized upon delivery and acceptance of the items ordered.

ESCAPE ONLINE

Page 23 of 32



## Includes Purchase Orders dated 01/15/2016 - 02/14/2016 \*\*\*

PO Number	Vendor Name	Description	Location	Fund	Account Amount
P16-02760	DICK BLICK CUSTOMER #12751501	PAM BRYAN BLICK 2015 16	AMERICAN LEGION HIGH SCHOOL	01	1,380.67
P16-02761	OFFICE DEPOT ACCT. #89574939	REPLACEMENT FOR BROKEN REFRIG IN NURSE'S OFFICE	HOLLYWOOD PARK ELEMENTARY	01	197.46
P16-02762	SCHOOL SPECIALTY EDUCATION DAN A MCADAMS TERRITORY MGR	LAPBOARDS	OAK RIDGE ELEMENTARY SCHOOL	01	94.49
P16-02763	CURRICULUM ASSOCIATES LLC	SCUSD-SES MATH AND READING TEACHER TOOLBOX	CONSOLIDATED PROGRAMS	01	5,980.00
P16-02764	SCHOLASTIC, INC. ORDER DESK	ELL SCHOLASTIC MATERIALS	NICHOLAS ELEMENTARY SCHOOL	01	7,435.15
P16-02765	PROFESSIONAL EDUCATIONAL DISTR IBUTORS	COURT REPORTING BOOKS	NEW SKILLS & BUSINESS ED. CTR	11	695.25
P16-02766	DEMCO INC #C16027	LIBRARY SUPPLIES	HIRAM W. JOHNSON HIGH SCHOOL	01	193.86
P16-02767	U S BANK/SCUSD	BUCKETFILLER BOOKS	MARK TWAIN ELEMENTARY SCHOOL	01	268.20
P16-02768	LIFE ASSIST INC	VOCATIONAL NURSING	NEW SKILLS & BUSINESS ED. CTR	11	1,313.20
P16-02769	NEST FAMILY/ENTERTAINMENT DIRE CT	D/HH CLASS MTRLS (MACOMBER)	SPECIAL EDUCATION DEPARTMENT	01	248.27
P16-02770	RISO PRODUCTS OF SACRAMENTO	MAITENANCE AGREEMENT FOR RISO	PETER BURNETT ELEMENTARY	01	295.00
P16-02771	RISO PRODUCTS OF SACRAMENTO	RISO MAINTENANCE AGREEMENT	HOLLYWOOD PARK ELEMENTARY	01	457.00
P16-02772	RISO PRODUCTS OF SACRAMENTO	RISO CONTRACT RZ220	ALBERT EINSTEIN MIDDLE SCHOOL	01	425.00
P16-02773	SCHOLASTIC, INC. ORDER DESK	1ST GRADE BOOKS	MATSUYAMA ELEMENTARY SCHOOL	01	350.00
P16-02774	OFFICE DEPOT ACCT. #89574939	CCP EXPANSION SUPPLIES - SANDRA GONZALES	CHILD DEVELOPMENT PROGRAMS	12	161.91
P16-02775	RISO PRODUCTS OF SACRAMENTO	RISO SUPPLIES	MATSUYAMA ELEMENTARY SCHOOL	01	815.92
P16-02776	SCHOLASTIC, INC. ORDER DESK	MONTHLY MAGAZINES FOR STUDENT IN CLASS	CAPITAL CITY SCHOOL	01	1,410.42
P16-02777	OFFICE DEPOT ACCT. #89574939	OFFICE DEPOT ITEMS	FACILITIES SUPPORT SERVICES	01	108.87
P16-02778	PEARSON CLINICAL ASSESSMENT OR DERING DEPARTMENT	PSYCH EVAL FORMS	SPECIAL EDUCATION DEPARTMENT	01	183.52
P16-02779	ACADEMIC THERAPY PUBLICATION H IGH NOON BOOKS	VISUAL PERCEPTION TEST -3	SPECIAL EDUCATION DEPARTMENT	01	385.60
P16-02780	HOUGHTON MIFFLIN HARCOURT	WOODCOCK-JOHNSON IV KIT (JFK)	SPECIAL EDUCATION DEPARTMENT	01	953.61

\*\*\* See the last page for criteria limiting the report detail.

The preceding Purchase Orders have been issued in accordance with the District's Purchasing Policy and authorization of the Board of Trustees. It is recommended that the preceding Purchase Orders be approved and that payment be authorized upon delivery and acceptance of the items ordered.

ESCAPE ONLINE

Page 24 of 32

## Includes Purchase Orders dated 01/15/2016 - 02/14/2016 \*\*\*

PO Number	Vendor Name	Description	Location	Fund	Account Amount
P16-02781	SCHOLASTIC, INC. ORDER DESK	SCHOLASTIC 6TH GRADE VOCABULARY	JAMES W MARSHALL ELEMENTARY	01	23.85
P16-02782	SCHOLASTIC, INC. ORDER DESK	MAGAZINE SUBSCRIPTION FOR KINDER	OAK RIDGE ELEMENTARY SCHOOL	01	502.42
P16-02783	ALLISON MCCART	TOKEN ECONOMY-McCART1	JOHN MORSE THERAPEUTIC	01	407.88
P16-02784	DEPARTMENT OF GENERAL SERVICES	0445-411-0221 JOHN STILL HVAC @ ADMIN BLDG	FACILITIES SUPPORT SERVICES	01	3,294.48
P16-02785	YMCA OF SUPERIOR CALIFORNIA	YMCA DUES FOR ADULT TRANS PROG	SPECIAL EDUCATION DEPARTMENT	01	144.00
P16-02786	PITNEY BOWES INC	Equipment Service Agreement: Folder/Inserter	CENTRAL PRINTING SERVICES	01	1,071.50
P16-02787	JAY CARRITHERS	REIMBURSEMENT FOR JAY C	ENGINEERING AND SCIENCES HS	01	47.65
P16-02788	GEMA GODINA	MARKETING SUPPLIES FOR WASHINGTON ELEM	WASHINGTON ELEMENTARY SCHOOL	01	2,014.96
P16-02789	KAMALJIT PANNU	REIMBURSE KAMALJIT PANNU FOR CURRICULUM SUPPLIES	CAMELLIA BASIC ELEMENTARY	01	1,350.06
P16-02790	JOHNSON CONTROLS INC.	PARTS ONLY FOR CONTROLLERS @ SACRAMENTO HS	FACILITIES MAINTENANCE	01	2,544.33
P16-02791	JOHNSON CONTROLS INC.	PARTS ONLY FOR CONTROLLERS @ SERNA CENTER	FACILITIES MAINTENANCE	01	2,544.33
P16-02792	PARK ASSOCIATES, INC DBA NSP3	0495-402 WILL C WOOD SHADE STRUCTURE	FACILITIES SUPPORT SERVICES	21	32,268.80
P16-02793	STUDEBAKER BROWN ELECTRIC INC	818-0808 HIRAM JOHNSON LOW VOLTAGE CONDUIT	FACILITIES MAINTENANCE	21	4,650.00
P16-02794	SIERRA BUILDING SYSTEMS	0550-412-0254 SAC HIGH SECURITY CMRA/WALK-IN	FACILITIES SUPPORT SERVICES	01	18,670.00
P16-02795	REFRIGERATION SUPPLIES DIST IN	SUPPLIES TO REPAIR HVAC UNIT-SAC HS-SMALL THEATER	FACILITIES MAINTENANCE	01	980.67
P16-02796	GRAINGER INC ACCOUNT #80927635 5	MATERIALS/EQUIPMENT FOR ELECTRICAL SHOP	FACILITIES MAINTENANCE	01	1,863.56
P16-02797	SACRAMENTO FOR TRACTOR INC	PARTS FOR EQUIPMENT SHOP	FACILITIES MAINTENANCE	01	2,387.00
P16-02798	OFFICE DEPOT ACCT. #89574939	KINDER COMPOSITION BOOKS	MATSUYAMA ELEMENTARY SCHOOL	01	350.37
P16-02799	TEACHER DIRECT	KINDER CLASSROOM SUPPLIES	MATSUYAMA ELEMENTARY SCHOOL	01	127.26
P16-02800	OFFICE DEPOT ACCT. #89574939	POSTAGE STAMPS	ENGINEERING AND SCIENCES HS	01	50.00
P16-02801	RIVERSIDE PUBLISHING CO INC	COGAT 3RD GRADE TESTING MATERIALS	GIFTED AND TALENTED EDUCATION	01	169.68
P16-02802	JOURNEY WORKS PUBLISHING	BROCHURES FOR FAMILIES ON CHILD SAFETY	CHILD DEVELOPMENT PROGRAMS	12	81.61
P16-02803	OFFICE DEPOT ACCT. #89574939	TASK CHAIR	O. W. ERLEWINE ELEMENTARY	01	120.27

\*\*\* See the last page for criteria limiting the report detail.

The preceding Purchase Orders have been issued in accordance with the District's Purchasing Policy and authorization of the Board of Trustees. It is recommended that the preceding Purchase Orders be approved and that payment be authorized upon delivery and acceptance of the items ordered.

ESCAPE ONLINE

Page 25 of 32

## Includes Purchase Orders dated 01/15/2016 - 02/14/2016 \*\*\*

PO Number	Vendor Name	Description	Location	Fund	Account Amount
P16-02804	SACRAMENTO COUNTY OFFICE OF ED FINANCIAL SERVICES	MOCK TRIAL COMPETITION - 2016	JOHN F. KENNEDY HIGH SCHOOL	01	550.00
P16-02805	SACRAMENTO COUNTY OFFICE OF ED FINANCIAL SERVICES	Sacramento County Office of Education Invoice	HEALTH PROFESSIONS HIGH SCHOOL	01	500.00
P16-02806	PERMA-BOUND INC	2016 LIBRARY CHACON/SPN	BG CHACON ACADEMY	09	2,500.77
P16-02807	RISO PRODUCTS OF SACRAMENTO	RISO SUPPLIES	CROCKER/RIVERSIDE ELEMENTARY	01	488.14
P16-02808	SUPPLY WORKS	AFTER SCHOOL CUSTODIAL SUPPLIES	GOLDEN EMPIRE ELEMENTARY	01	999.41
P16-02809	SUPPLY WORKS	AFTER SCHOOL CUSTODIAL SUPPLIES	HOLLYWOOD PARK ELEMENTARY	01	845.45
P16-02810	SUPPLY WORKS	AFTER SCHOOL CUSTODIAL SUPPLIES	ABRAHAM LINCOLN ELEMENTARY	01	1,008.36
P16-02811	RISO PRODUCTS OF SACRAMENTO	RISO INK & MASTER ROLLS	EDWARD KEMBLE ELEMENTARY	01	716.10
P16-02812	RISO PRODUCTS OF SACRAMENTO	RISO SUPPLIES	HUBERT H BANCROFT ELEMENTARY	01	343.95
P16-02813	SUPPLY WORKS	AFTER SCHOOL CUSTODIAL SUPPLIES	ETHEL PHILLIPS ELEMENTARY	01	1,196.40
P16-02814	RISO PRODUCTS OF SACRAMENTO	RISO MASTERS AND INK	JOHN F. KENNEDY HIGH SCHOOL	01	381.92
P16-02815	IMAX THEATRE	IMAX FIELD TRIP PAYMENT	EDWARD KEMBLE ELEMENTARY	01	975.00
P16-02816	U S BANK/SCUSD	KINDLE UNIT (ANGELINI)	SP ED - TECHNOLOGIST	01	72.32
P16-02817	SAFETYVILLE USA	SAFETYVILLE FIELD TRIP PAYMENT	EDWARD KEMBLE ELEMENTARY	01	480.00
P16-02818	OFFICE DEPOT ACCT. #89574939	Canon Multifunction printer	CHILD DEVELOPMENT PROGRAMS	12	6,563.77
P16-02819	CDW-G C/O PAT HEIN	PRINTERS MONITORS AND CABLES FOR CLASSROOMS	ROSEMONT HIGH SCHOOL	01	3,346.23
P16-02820	TIME FOR KIDS	MAGAZINE SUBSC. FOR 4/5	OAK RIDGE ELEMENTARY SCHOOL	01	272.68
P16-02821	NATIONAL GEOGRAPHIC SOCIETY	MAGAZINE SUBSC. FOR FIRST GRADE	OAK RIDGE ELEMENTARY SCHOOL	01	410.13
P16-02822	CAMMIE CERVANTES PREFER-A-CHE F CATERING	2/23/16 REGION 3 CATERING	SPECIAL EDUCATION DEPARTMENT	01	1,200.00
P16-02823	ANTIOCH PROGRESSIVE BAPTIST CH URCH	PRE-PAY FACILITIES FOR GET READY SUMMIT	YOUTH DEVELOPMENT	01	1,200.00
P16-02824	U S BANK/SCUSD	READING PEN-2 (PONCE)	SP ED - TECHNOLOGIST	01	230.82
P16-02825	U S BANK/SCUSD	MP-3 PLAYER (PONCE)	SP ED - TECHNOLOGIST	01	39.08
P16-02826	OFFICE DEPOT ACCT. #89574939	SUPPLIES FOR SCHOOL	BOWLING GREEN ELEMENTARY	09	168.42
P16-02827	LAKESHORE LEARNING CORP ATTENTION: JON BELL	CLASSROOM LEARNING RUG - MERLO	JOHN BIDWELL ELEMENTARY	01	519.72
P16-02828	LAKESHORE LEARNING CORP ATTENTION: JON BELL	AUTISTIC CLASS MTRLS	SPECIAL EDUCATION DEPARTMENT	01	144.56

\*\*\* See the last page for criteria limiting the report detail.

The preceding Purchase Orders have been issued in accordance with the District's Purchasing Policy and authorization of the Board of Trustees. It is recommended that the preceding Purchase Orders be approved and that payment be authorized upon delivery and acceptance of the items ordered.

ESCAPE ONLINE

Page 26 of 32

## Includes Purchase Orders dated 01/15/2016 - 02/14/2016 \*\*\*

PO Number	Vendor Name	Description	Location	Fund	Account Amount
P16-02829	OFFICE DEPOT ACCT. #89574939	REPLACEMENT PRINTER	SPECIAL EDUCATION DEPARTMENT	01	170.12
P16-02830	OFFICE DEPOT ACCT. #89574939	FILE CABINET (LBHS)	SPECIAL EDUCATION DEPARTMENT	01	68.34
P16-02831	HANDWRITING WITHOUT TEARS	THERAPY MATERIALS (KIA)	SPECIAL EDUCATION DEPARTMENT	01	101.71
P16-02832	ATHLETIC SUPPLY OF CALIFORNIA	BASEBALL UNIFORMS	LUTHER BURBANK HIGH SCHOOL	01	1,067.35
P16-02833	INSECT LORE PRODUCTS	INSECT SCIENCE PROJECT - MONICA/MARIA	CHILD DEVELOPMENT PROGRAMS	12	74.03
P16-02834	NORMAN WRIGHT MECHANICAL EQUIP	MATERIALS/SUPPLIES AS NEEDED FOR HVAC SHOP	FACILITIES MAINTENANCE	01	1,000.00
P16-02835	SUPPLY WORKS	AFTER SCHOOL CUSTODIAL SUPPLIES	FERN BACON MIDDLE SCHOOL	01	1,004.61
P16-02836	AMERICAN EAGLE ENTERPRISES	AMERICAN EAGLE ENTERPRISES	RISK MANAGEMENT	01	5,120.00
P16-02837	ROSETTA STONE FAIRFIELD LANG. TECHNOLOGIES	ROSETTA STONE LANGUAGE LEARNING	PETER BURNETT ELEMENTARY	01	2,703.00
P16-02838	LAKESHORE LEARNING CORP ATTENTION: JON BELL	MING - CLASSROOM SUPPLIES COMMON CORE	JAMES W MARSHALL ELEMENTARY	01	59.37
P16-02839	LAKESHORE LEARNING CORP ATTENTION: JON BELL	MING - CLASSROOM SUPPLIES COMMON CORE	JAMES W MARSHALL ELEMENTARY	01	43.18
P16-02840	ZOO-PHONICS INC	MING CLASSROOM SUPPLIES COMMON CORE CUR	JAMES W MARSHALL ELEMENTARY	01	189.90
P16-02841	SCHOLASTIC, INC. ORDER DESK	WRITERS WORKSHOP BOOKS	JAMES W MARSHALL ELEMENTARY	01	102.54
P16-02842	SCHOOL SPECIALTY EDUCATION DAN A MCADAMS TERRITORY MGR	PLAYGROUND BALLS	O. W. ERLEWINE ELEMENTARY	01	92.63
P16-02843	U S BANK/SCUSD	STORAGE BAGS FOR SLEEPING BAGS	OAK RIDGE ELEMENTARY SCHOOL	01	425.02
P16-02844	U S BANK/SCUSD	PARTICIPATION INCENTIVES FOR GOLF TOURNAMENT	HOLLYWOOD PARK ELEMENTARY	01	290.24
P16-02845	U S BANK/SCUSD	TRAINING SUPPLY	INTEGRATED COMMUNITY SERVICES	01	98.72
P16-02846	SYSCO FOOD SVCS OF SACRAMENTO	5124 CANNED FRUIT 2/5/16	NUTRITION SERVICES DEPARTMENT	13	14,170.24
P16-02847	CURRICULUM ASSOCIATES LLC	CURRICULUM ASSOCIATES 2015-2016	FATHER K.B. KENNY	01	14,481.10
P16-02848	TRIMARK ECONOMY RESTAURANT FIX TURES	BBQ GRILL FOR JOHN F KENNEDY	NUTRITION SERVICES DEPARTMENT	13	6,002.22
P16-02849	SCHOLASTIC, INC. ORDER DESK	SCHOLASTIC EDUCATION BOOKS SCHOOL LEVELED READ	ISADOR COHEN ELEMENTARY SCHOOL	01	8,109.87
P16-02850	Gaumard Scientific	NURSING PROGRAM	NEW SKILLS & BUSINESS ED. CTR	11	27,439.83

\*\*\* See the last page for criteria limiting the report detail.

The preceding Purchase Orders have been issued in accordance with the District's Purchasing Policy and authorization of the Board of Trustees. It is recommended that the preceding Purchase Orders be approved and that payment be authorized upon delivery and acceptance of the items ordered.

ESCAPE ONLINE

Page 27 of 32

## Includes Purchase Orders dated 01/15/2016 - 02/14/2016 \*\*\*

PO Number	Vendor Name	Description	Location	Fund	Account Amount
P16-02851	U S BANK/SCUSD	REPLACEMENT PROJECTOR LAMPS; Saved \$149.00	ABRAHAM LINCOLN ELEMENTARY	01	1,616.65
P16-02852	U S BANK/SCUSD	ICE MAKER FOR MAKING ICE PACKS	ABRAHAM LINCOLN ELEMENTARY	01	366.18
P16-02853	MAI MOUA-YANG	REIMBURSEMENT-MAI MOUA	ENGINEERING AND SCIENCES HS	01	31.06
P16-02854	THE CREST THEATRE	Crest Theatre 2016 Graduation Contract	THE MET	09	2,175.00
P16-02855	Apple Inc Apple Financial Services	MACBOOK FOR ROOM 2 CLASSROOM	JOHN BIDWELL ELEMENTARY	01	1,215.67
P16-02856	LAKESHORE LEARNING CORP ATTENTION: JON BELL	1ST GRADE BOOKS	MATSUYAMA ELEMENTARY SCHOOL	01	220.18
P16-02857	INSPIRATION SOFTWARE INC	STUDENT SOFTWARE (PONCE)	SP ED - TECHNOLOGIST	01	49.34
P16-02858	AKT INC DBA WRITER LEARNING SYSTEMS	FORTE UNIT (BLAIR)	SP ED - TECHNOLOGIST	01	239.59
P16-02859	THERAPY SHOPPE	SOKOLIS - CLASSROOM SUPPLIES FOR STUDENTS	JAMES W MARSHALL ELEMENTARY	01	84.46
P16-02860	BATTERIES PLUS	BATTERIES FOR 2WAY RADIOS	JOHN D SLOAT BASIC ELEMENTARY	01	433.91
P16-02861	MAKERBOT	FILAMENTS/SUPPLIES- ENGINEERING CLASSES,3D PRINTER	CAREER & TECHNICAL PREPARATION	01	979.13
P16-02862	CDW-G C/O PAT HEIN	PHOTOCONDUCTOR FOR RICOH PRINTER IN OFFICE	CAREER & TECHNICAL PREPARATION	01	1,108.57
P16-02863	MHS	STUDENT EVAL FORMS	SPECIAL EDUCATION DEPARTMENT	01	1,926.60
P16-02864	SADDLEBACK EDUCATIONAL INC ORDER DEPARTMENT	NOVELS: ROMEO & JULIET	SPECIAL EDUCATION DEPARTMENT	01	186.28
P16-02865	CDW-G C/O PAT HEIN	HEADSET (C BENNETT)	SPECIAL EDUCATION DEPARTMENT	01	75.97
P16-02866	LAKESHORE LEARNING CORP ATTENTION: JON BELL	KINDER CLASSROOM SUPPLIES	MATSUYAMA ELEMENTARY SCHOOL	01	195.21
P16-02867	MACGILL DISCOUNT SCHOOL NURSE	SCHOOL NURSE SUPPLIES	MATSUYAMA ELEMENTARY SCHOOL	01	82.35
P16-02868	NWN CORPORATION	LASER PRINTER/MONITOR	O. W. ERLEWINE ELEMENTARY	01	1,670.29
P16-02869	RISO PRODUCTS OF SACRAMENTO	RISO SUPPLIES	BOWLING GREEN ELEMENTARY	09	332.64
P16-02870	CENTRAL VALLEY OFFICE SUPPLY	SUMMER ACADEMY PRINTER TONER	CHILD DEVELOPMENT PROGRAMS	12	68.26
P16-02871	CLARK SECURITY PRODUCTS INC	LOCK & KEY SECURITY PRODUCTS-ERP PROJECTS	FACILITIES MAINTENANCE	01	291.78
P16-02872	WAYSIDE PUBLISHING	SPANISH COLLECTIONS	HIRAM W. JOHNSON HIGH SCHOOL	01	113.52
P16-02873	NWN CORPORATION	FINANCIAL AID OFFICE	NEW SKILLS & BUSINESS ED. CTR	11	3,792.08

\*\*\* See the last page for criteria limiting the report detail.

The preceding Purchase Orders have been issued in accordance with the District's Purchasing Policy and authorization of the Board of Trustees. It is recommended that the preceding Purchase Orders be approved and that payment be authorized upon delivery and acceptance of the items ordered.

ESCAPE ONLINE

Page 28 of 32

**Includes Purchase Orders dated 01/15/2016 - 02/14/2016 \*\*\***

PO Number	Vendor Name	Description	Location	Fund	Account Amount
P16-02874	LEARNING A-Z	SUBSCRIPTION RENEWAL- A-Z LEARNING	JOHN BIDWELL ELEMENTARY	01	769.65
P16-02875	AMTRAK	AMTRAK-FIELD TRIP TO S. FRANCISCO	LUTHER BURBANK HIGH SCHOOL	01	1,330.00
P16-02876	SCHOLASTIC, INC. ORDER DESK	iREAD SUBSCRIPTION	JOHN H. STILL - K-8	01	6,500.00
P16-02877	CURRICULUM ASSOCIATES LLC	IREADY SOFTWARE FOR STUDENT ASSESMENT	SUSAN B. ANTHONY ELEMENTARY	01	14,697.50
P16-02879	FOLLETT SCHOOL SOLUTIONS	2016 LIBRARY CHACON 3 OF 3	BG CHACON ACADEMY	09	529.08
P16-02880	RISO PRODUCTS OF SACRAMENTO	RISO / EZ220	WEST CAMPUS	01	865.00
P16-02881	RISO PRODUCTS OF SACRAMENTO	RISO MAINT-SERIAL #78501418 16/17 S.Y.	BOWLING GREEN ELEMENTARY	09	352.00
P16-02882	RISO PRODUCTS OF SACRAMENTO	RISO AGREEMENT	WILL C. WOOD MIDDLE SCHOOL	01	542.00
P16-02883	RISO PRODUCTS OF SACRAMENTO	RISO-RZ CONTRACT	MATSUYAMA ELEMENTARY SCHOOL	01	425.00
P16-02884	RISO PRODUCTS OF SACRAMENTO	RISO EZ220 MAINTENACE CONTRACT	HIRAM W. JOHNSON HIGH SCHOOL	01	639.00
P16-02885	OFFICE DEPOT ACCT. #89574939	CLASSROOM SUPPLIES	HIRAM W. JOHNSON HIGH SCHOOL	01	5,511.20
P16-02886	FOLLETT SCHOOL SOLUTIONS	CLASSROOM READING/NOVEL SETS	HUBERT H BANCROFT ELEMENTARY	01	3,434.75
P16-02887	OFFICE DEPOT ACCT. #89574939	CLASSROOM SUPPLIES - DENISE RICHARDSON, RM 3	CHILD DEVELOPMENT PROGRAMS	12	101.53
P16-02888	OFFICE DEPOT ACCT. #89574939	STORAGE CABINET - CCP FUNDS	CHILD DEVELOPMENT PROGRAMS	12	318.98
P16-02889	ORIENTAL TRADING CO INC	SUPPLEMENTAL INSTRUCTIONAL MATERIALS - ENRICHMENT	JOHN CABRILLO ELEMENTARY	01	127.41
P16-02890	SYSCO FOOD SVCS OF SACRAMENTO	5138 CRACKERS 2/22/16	NUTRITION SERVICES DEPARTMENT	13	3,468.00
P16-02891	METRO MAILING SERVICE INC	KINDER READINESS SUMMER ACADEMY 2016	CHILD DEVELOPMENT PROGRAMS	12	2,449.00
P16-02892	OFFICE DEPOT ACCT. #89574939	Copy Paper	SAM BRANNAN MIDDLE SCHOOL	01	768.18
<b>Total Number of POs</b>			<b>664</b>	<b>Total</b>	<b>3,943,269.45</b>

**Fund Recap**

Fund	Description	PO Count	Amount
------	-------------	----------	--------

\*\*\* See the last page for criteria limiting the report detail.

The preceding Purchase Orders have been issued in accordance with the District's Purchasing Policy and authorization of the Board of Trustees. It is recommended that the preceding Purchase Orders be approved and that payment be authorized upon delivery and acceptance of the items ordered.

ESCAPE ONLINE

Includes Purchase Orders dated 01/15/2016 - 02/14/2016 \*\*\*

## Fund Recap

<b>Fund</b>	<b>Description</b>	<b>PO Count</b>	<b>Amount</b>
01	General Fund	473	1,880,473.26
09	Charter School	14	25,571.62
11	Adult Education	11	53,389.03
12	Child Development	33	79,181.93
13	Cafeteria	95	1,621,782.09
14	Deferred Maintenance	2	50,275.57
21	Building Fund	32	203,218.76
25	Developer Fees	2	3,236.09
49	Capital Proj for Blended Compo	2	25,870.28
67	Self Insurance	1	270.82
		<b>Total</b>	<b>3,943,269.45</b>

\*\*\* See the last page for criteria limiting the report detail.

The preceding Purchase Orders have been issued in accordance with the District's Purchasing Policy and authorization of the Board of Trustees. It is recommended that the preceding Purchase Orders be approved and that payment be authorized upon delivery and acceptance of the items ordered.

ESCAPE ONLINE

Page 30 of 32

Includes Purchase Orders dated 01/15/2016 - 02/14/2016 \*\*\*

## PO Changes

	<u>New PO Amount</u>	<u>Fund/ Object</u>	<u>Description</u>	<u>Change Amount</u>
B16-00013	25,000.00	01-5832	General Fund/Transportation-Field Trips	10,000.00
B16-00084	2,500.00	13-4710	Cafeteria/Food	1,000.00
B16-00086	25,056.25	13-4710	Cafeteria/Food	5,056.25
B16-00087	52,000.00	13-5810	Cafeteria/Tickets/Fees/Regis.for Parents	10,000.00
B16-00232	4,500.00	01-4320	General Fund/Non-Instructional Materials/Su	1,000.00-
B16-00237	1,500.00	01-5610	General Fund/Equipment Rental	1,000.00-
B16-00246	1,200.00	01-4320	General Fund/Non-Instructional Materials/Su	500.00
B16-00286	1,000.00	01-5690	General Fund/Other Contracts, Rents, Leases	1,000.00-
B16-00323	3,600.00	01-5800	General Fund/Other Contractual Expenses	300.00
B16-00327	6,500.00	01-4320	General Fund/Non-Instructional Materials/Su	1,000.00-
B16-00331	8,000.00	01-4320	General Fund/Non-Instructional Materials/Su	1,000.00
B16-00362	13,000.00	01-4320	General Fund/Non-Instructional Materials/Su	2,000.00
B16-00368	20,000.00	01-4320	General Fund/Non-Instructional Materials/Su	4,000.00
B16-00370	3,000.00	01-4320	General Fund/Non-Instructional Materials/Su	5,000.00-
B16-00375	164.92	01-4320	General Fund/Non-Instructional Materials/Su	335.08-
B16-00387	5,986.77	01-4320	General Fund/Non-Instructional Materials/Su	1,500.00
B16-00388	.00	01-4320	General Fund/Non-Instructional Materials/Su	500.00-
B16-00389	1,000.00	01-4320	General Fund/Non-Instructional Materials/Su	1,000.00-
B16-00423	3,100.00	01-5690	General Fund/Other Contracts, Rents, Leases	800.00
B16-00449	17,000.00	01-5690	General Fund/Other Contracts, Rents, Leases	1,000.00
B16-00457	573.49	01-4320	General Fund/Non-Instructional Materials/Su	26.51-
B16-00488	98.21	01-5831	General Fund/Transportation-Parent Contract	426.79-
B16-00492	3,700.00	01-5831	General Fund/Transportation-Parent Contract	1,700.00
B16-00495	285.09	01-5831	General Fund/Transportation-Parent Contract	1,164.91-
B16-00511	182.18	01-5831	General Fund/Transportation-Parent Contract	517.82-
B16-00534	70,000.00	01-5690	General Fund/Other Contracts, Rents, Leases	10,000.00
B16-00535	11,000.00	01-5690	General Fund/Other Contracts, Rents, Leases	10,000.00-
B16-00576	700.00	01-4310	General Fund/Instructional Materials/Suppli	300.00
B16-00581	1,600.00	01-4310	General Fund/Instructional Materials/Suppli	500.00
B16-00599	115,000.00	01-5800	General Fund/Other Contractual Expenses	45,000.00
B16-00630	125,000.00	01-5930	General Fund/Telephones/Cell Phones	25,000.00
B16-00650	1,600.00	01-5831	General Fund/Transportation-Parent Contract	625.00
B16-00673	110,000.00	13-4710	Cafeteria/Food	50,000.00
CHB16-00007	4,500.00	67-4320	Self Insurance/Non-Instructional Materials/Su	2,000.00
CHB16-00051	35,000.00	01-4310	General Fund/Instructional Materials/Suppli	10,000.00
CHB16-00084	4,560.00	01-4320	General Fund/Non-Instructional Materials/Su	2,000.00
CHB16-00089	14,000.00	01-4310	General Fund/Instructional Materials/Suppli	2,500.00
CHB16-00108	26,000.00	01-4310	General Fund/Instructional Materials/Suppli	6,000.00
CHB16-00121	17,000.00	01-4320	General Fund/Non-Instructional Materials/Su	10,000.00-

\*\*\* See the last page for criteria limiting the report detail.

The preceding Purchase Orders have been issued in accordance with the District's Purchasing Policy and authorization of the Board of Trustees. It is recommended that the preceding Purchase Orders be approved and that payment be authorized upon delivery and acceptance of the items ordered.

ESCAPE ONLINE

Page 31 of 32



Includes Purchase Orders dated 01/15/2016 - 02/14/2016 \*\*\*

PO Changes (continued)

	<u>New PO Amount</u>	<u>Fund/ Object</u>	<u>Description</u>	<u>Change Amount</u>
CHB16-00124	7,300.00	12-4320	Child Development/Non-Instructional Materials/Su	2,000.00
CHB16-00128	13,350.00	01-4320	General Fund/Non-Instructional Materials/Su	1,000.00
		01-5230	General Fund/Travel/Conference	6,000.00
		01-5310	General Fund/Dues and Memberships	350.00
			Total PO CHB16-00128	7,350.00
CHB16-00158	9,750.00	01-4310	General Fund/Instructional Materials/Suppli	1,500.00
CHB16-00180	6,500.00	01-5690	General Fund/Other Contracts, Rents, Leases	1,500.00
CHB16-00227	17,092.00	01-4310	General Fund/Instructional Materials/Suppli	1,092.00
CHB16-00240	10,000.00	01-4310	General Fund/Instructional Materials/Suppli	1,000.00
CHB16-00255	11,250.00	01-4310	General Fund/Instructional Materials/Suppli	3,000.00
CHB16-00256	5,000.00	09-4320	Charter School/Non-Instructional Materials/Su	1,500.00
CHB16-00283	15,141.00	01-4310	General Fund/Instructional Materials/Suppli	3,000.00
CHB16-00286	15,000.00	01-4310	General Fund/Instructional Materials/Suppli	5,000.00
CHB16-00294	11,480.00	01-4310	General Fund/Instructional Materials/Suppli	4,480.00
CHB16-00308	5,335.08	01-4320	General Fund/Non-Instructional Materials/Su	1,335.08
CHB16-00316	4,000.00	09-4310	Charter School/Instructional Materials/Suppli	1,500.00
CS14-00389	117,000.00	21-6210	Building Fund/Architect/Engineering Fees	45,000.00
CS15-00356	25,021.65	01-5800	General Fund/Other Contractual Expenses	21.65
CS15-00378	787,500.00	21-6210	Building Fund/Architect/Engineering Fees	444,000.00
CS16-00064	85,050.00	01-5100	General Fund/Subagreements for Services abo	85,050.00-
CS16-00104	93,403.00	01-5800	General Fund/Other Contractual Expenses	32,153.00
N16-00002	1,500,000.00	01-5100	General Fund/Subagreements for Services abo	750,000.00
N16-00005	55,000.00	01-5100	General Fund/Subagreements for Services abo	145,000.00-
N16-00006	625,000.00	01-5100	General Fund/Subagreements for Services abo	275,000.00
N16-00041	265,000.00	01-5100	General Fund/Subagreements for Services abo	90,000.00
N16-00045	160,000.00	01-5100	General Fund/Subagreements for Services abo	70,000.00
N16-00048	820,000.00	01-5100	General Fund/Subagreements for Services abo	420,000.00
P16-00708	87.44	01-4320	General Fund/Non-Instructional Materials/Su	17.42
P16-01053	476.80	01-5690	General Fund/Other Contracts, Rents, Leases	157.00
P16-01345	32,704.18	01-4310	General Fund/Instructional Materials/Suppli	248.43
		01-5800	General Fund/Other Contractual Expenses	29,133.00-
			Total PO P16-01345	28,884.57-
P16-01925	999.37	01-4320	General Fund/Non-Instructional Materials/Su	521.64
P16-02133	139.82	01-4320	General Fund/Non-Instructional Materials/Su	58.85
P16-02219	250.50	01-4310	General Fund/Instructional Materials/Suppli	12.58-
			<b>Total PO Changes</b>	<b>2,062,049.63</b>

Information is further limited to: (Minimum Amount = (999,999.99))

The preceding Purchase Orders have been issued in accordance with the District's Purchasing Policy and authorization of the Board of Trustees. It is recommended that the preceding Purchase Orders be approved and that payment be authorized upon delivery and acceptance of the items ordered.

ESCAPE ONLINE



Date: March 17, 2016

To: Jose L. Banda, Superintendent

From: Gerardo Castillo, Chief Business Officer

Subject: REPORT ON CONTRACTS WITHIN THE EXPENDITURE LIMITATIONS  
SPECIFIED IN PCC 20111

The following contracts were issued January 1, 2016 through February 29, 2016

**SERVICE AGREEMENTS**

REGISTER NO.	VENDOR	DESCRIPTION	AMOUNT
SA16-00110	School Services of California	1/1/16 - 12/31/16: Legislative Advocacy Services for 2016.	\$25,000 General Funds
SA16-00393	Mad Science	9/1/16 - 6/30/16: Mad Science Student NGSS Workshop classes at William Land Elementary School.	\$19,650 Donations - Special Funds
SA16-00427	University Enterprises (CSUS)	9/1/15 - 6/30/16: District's portion of consultant Paula Hanzel's salary as Sacramento Pathways Executive Director.	\$30,000 Career Pathways Funds
SA16-00429	Conditions for Learning	9//15 - 6/30/16: On-site coaching, in-class demonstrations, after-school planning, formative assessment analysis for vocabulary and phonics for English Language Learners at Leataata Floyd ES.	\$54,500 Title I Funds
SA16-00435	SCOE	9/1/15 - 6/30/16: Program fee for ten participants in the clear administrative services credential program.	\$30,000 Stuart Foundation Grant Funds
SA16-00438	HMR Architects	1/1/16 - Completion of Services. Architectural and Engineering Services as needed for shade structure at Will C. Wood MS.	\$12,390 Measure Q Funds
SA16-00441	HMC Architects	1/1/16 - Completion of Services. Architectural and Engineering Services as needed for paving repairs and drainage improvement at Bowling Green - McCoy Academy.	\$48,000 Deferred Maintenance Funds

SA16-00454	HMC Architects	1/1/16 - Completion of Services. Architectural and Engineering Services as needed for concrete walkway replacement at Freeport ES.	\$10,130 Emergency Repair Program Funds
SA16-00456	HMC Architects	1/1/16 - Completion of Services. Architectural and Engineering Services as needed for dry rot repair and paving/concrete repairs at Bowling Green - Chacon Academy (Emergency Repair Program Project).	\$14,106 Emergency Repair Program Funds
SA16-00464	Tramutola, LLC	11/1/15 - 2/29/16: Determine feasibility for a parcel tax election (Phase I: Research and Leadership Involvement).	\$62,500 General Funds
SA16-00484	Sacramento Youth Symphony	9/1/15 - 6/30/16: Provide "Overture String Project", a string music instruction program to Fr. K.B. Kenny and Pacific Elementary students.	\$44,475 General Funds
SA16-00510	Target Excellence	9/4/15 - 6/30/16: Coordinate and facilitate the Family Engagement Health Equity program at Cesar Chavez, Ethel I. Baker, John Sloat, Bret Harte and Rosa Parks schools.	\$67,500 21st Century Community Center Funds
SA16-00523	eSchool Solutions	1/1/16 - 12/31/16: Substitute Management Software (SmartFind) Subscription Agreement (to replace current SubFinder Software as company was bought out and software is no longer available). Software incorporates automated absence tracking and substitute placement.	\$35,350 General Funds
SA16-00525	Colbi Technologies	1/1/16 - 12/31/16: Software License and Services to assist district with state-mandated contractor prequalification process.	\$20,000 Measure Q Funds
SA16-00530	Crowe Horwath	7/1/15 - 6/30/16: Audit of financial statements for the year ending June 30, 2016 as well as additional attendance testing.	\$86,500 General Funds
SA16-00534	Kenneth J. Bazan	12/18/15 - 12/31/16: Provide report, software and application development services, student information system consulting, and database management services as requested by the Chief Information Officer.	\$15,000 General Funds
SA16-00555	AMS.Net	12/1/15 - 11/30/16: Remote, Manage & Monitoring Service for District Network.	\$86,000 General Funds

SA16-00560	Premier Management Group	1/1/16 - 12/31/16: Construction Management Services for Rosa Parks K-8 Roofing Emergency Repair Program Project.	\$19,232 Emergency Repair Program Funds
SA16-00565	Premier Management Group	1/1/16 - 12/31/16: Construction Management Services for Fern Bacon MS Roofing Emergency Repair Program Project.	\$29,460 Emergency Repair Program Funds
SA16-00573	Premier Management Group	1/1/16 - 12/31/16: Construction Management Services for CB Wire ES Windows/Walls/Ceilings Emergency Repair Program Project.	\$11,162 Emergency Repair Program Funds
SA16-00575	Premier Management Group	1/1/16 - 12/31/16: Construction Management Services for Sacramento HS Pavilion (Gym) Concrete Replacement Emergency Repair Program Project.	\$16,490 Emergency Repair Program Funds
SA16-00576	Premier Management Group	1/1/16 - 12/31/16: Construction Management Services for Will C. Wood MS Roofing ERP Project.	\$16,914 Emergency Repair Program Funds
SA16-00580	Kathleen Juarez	1/1/16 - 6/30/16: Academic tutoring at St. Patrick's Academy, pursuant to Elementary & Secondary Education Act.	\$24,656 Title 1 Funds
SA16-00593	Club Z!	9/1/15 - 6/30/16: Small group tutoring services for Bowling Green McCoy Academy students.	\$54,000 Charter School Funds
SA16-00597	California Design West Architects	1/1/16 - Completion of Services: Architectural and Engineering Services as needed for the interim housing project at Theodore Judah ES.	\$36,000 Measure Q Funds
SA16-00605	HMR Architects	1/1/16 - Completion of Services: Architectural and Engineering Services as needed for the doors & windows Emergency Repair Program Project at Tahoe ES..	\$23,250 Emergency Repair Program Funds
S16-00051	Heartspring	Master Contract for Non-Public School or Agency Services for the 2015/16 school year (Residential)	\$100,000 Special Education Funds



# SACRAMENTO CITY UNIFIED SCHOOL DISTRICT BOARD OF EDUCATION

Agenda Item 11.2

**Meeting Date:** March 17, 2016

**Subject:** Head Start/Early Head Start/Early Head Start Expansion Reports

- Information Item Only
- Approval on Consent Agenda
- Conference (for discussion only)
- Conference/First Reading (Action Anticipated: \_\_\_\_\_)
- Conference/Action
- Action
- Public Hearing

**Department:** Academic Office/Child Development

**Recommendation:** None

**Background/Rationale:** The Office of Head Start, under the auspices of the U.S. Department of Health and Human Services/Administration for Children and Families, mandates that all Head Start/Early Head Start governing entities receive specified reports related to the operational and fiduciary status of the program. These reports must include information and/or a status update in the followings areas: budget, credit card usage, USDA meals/snacks, enrollment, and program updates or summaries, if applicable. Attached, are essential monthly reports for Board members' review.

**Financial Considerations:** N/A

**LCAP Goal(s):** College and Career Ready; Family and Community Engagement

**Documents Attached:**

1. Attachment 1: Head Start/Early Head Start Monthly Report Summary – February

**Estimated Time of Presentation:** N/A

**Submitted by:** Jacqualynn Bonini, Interim Director, Child Development,  
Iris Taylor, Interim Chief Academic Officer

**Approved by:** José L. Banda, Superintendent

**Attachment 1  
Head Start / Early Head Start  
Monthly Report Summary**

**Budget Reports**

None at this time

**USDA Meals and Snacks for January 2016**

	<b><i>Breakfast</i></b>	<b><i>Lunch</i></b>	<b><i>Snack am</i></b>	<b><i>Snack pm</i></b>
Early Head Start	561	692	NA	339
Head Start Part-day	4342	958	4269	959
Head Start Wrap	7659	6378	NA	5889
Full-day Collaboration	3631	3899	NA	2382

**Enrollment Report for February 2016**

<b>Head Start Enrollment</b>	
Funded Enrollment	1211
Actual Enrollment	1215
Percentage of Actual Attendance	86%

<b>Early Head Start Enrollment</b>	
Funded Enrollment	144
Actual Enrollment	146
Percentage of Actual Attendance	76%

<b>Early Head Start Expansion Enrollment</b>	
Funded Enrollment	40
Actual Enrollment	38
Percentage of Actual Attendance	81%

**Disabilities Report for February 2016**

Head Start           135  
Early Head Start    15  
EHS Expansion       3

**Comments/Program Up-dates**

There are no program updates at this time.