



SACRAMENTO CITY UNIFIED SCHOOL DISTRICT BOARD OF EDUCATION

Agenda Item 11.3

Meeting Date: January 17, 2019

Subject: Head Start / Early Head Start / Early Head Start Expansion Reports

- ☒ Information Item Only
- ☐ Approval on Consent Agenda
- ☐ Conference (for discussion only)
- ☐ Conference/First Reading (Action Anticipated: _____)
- ☐ Conference/Action
- ☐ Action
- ☐ Public Hearing

Division: Academic Office / Child Development

Recommendation: None

Background/Rationale: The Office of Head Start, under the auspices of the U.S. Department of Health and Human Services/Administration for Children and Families, mandates that all Head Start/Early Head Start governing entities receive specified reports related to the operational and fiduciary status of the program. These reports must include information and/or a status update in the followings areas: budget, credit card usage, USDA meals/snacks, enrollment, and program updates or summaries, if applicable. Attached, are essential monthly reports for Board members' review.

Financial Considerations: None

LCAP Goal(s): College and Career Ready; Family and Community Engagement

Documents Attached:

1. Head Start/Early Head Start Monthly Report Summary
2. Child Development October 2018 Fiscal Report – HS/EHS/CCP Basic & T/TA
3. Child Development October 2018 Fiscal Report – CCP Basic & T/TA
4. Child Development November 2018 Fiscal Report – HS/EHS/CCP Basic & T/TA
5. Child Development November 2018 Fiscal Report – CCP Basic & T/TA

Estimated Time of Presentation: N/A

Submitted by: Dr. Iris Taylor Ed.D., Chief Academic Officer

Jacquie Bonini, Director, Child Development

Approved by: Jorge A. Aguilar, Superintendent

Attachment 1
Head Start / Early Head Start
Monthly Report Summary
November/December 2018

Enrollment Report for October 2018

Head Start Enrollment	
Funded Enrollment	1139
Actual Enrollment	1073
Percentage of Actual Attendance	88%

Early Head Start Enrollment	
Funded Enrollment	152
Actual Enrollment	151
Percentage of Actual Attendance	91%

Early Head Start Expansion Enrollment	
Funded Enrollment	40
Actual Enrollment	42
Percentage of Actual Attendance	78%

Child Care Licensing Violations October and November 2018

None

Disabilities Report for October 2018

Head Start 68
Early Head Start 11
EHS Expansion 6

Disabilities Report for November 2018

Head Start 80
Early Head Start 11
EHS Expansion 6

USDA Meals and Snacks for September 2018

	<i>Breakfast</i>	<i>Lunch</i>	<i>Snack am</i>	<i>Snack pm</i>
Early Head Start	662	700	NA	347
Head Start Part-day	1523	428	4531	365
Head Start Wrap	6880	4549	NA	4277
Full-day Collaboration	2560	2621	NA	1777

USDA Meals and Snacks for October 2018

	<i>Breakfast</i>	<i>Lunch</i>	<i>Snack am</i>	<i>Snack pm</i>
Early Head Start	839	902	NA	451
Head Start Part-day	3633	924	3556	805
Head Start Wrap	10532	8928	NA	8263
Full-day Collaboration	3681	3772	NA	2524

Credit Card Statements

None at this time


Attachment 2

SETA MONTHLY FISCAL REPORT

925 Del Paso Blvd., Suite 100, Sacramento, CA 95815

R5210

Month: October 1 - October 31, 2018Agreement No.: 19C5551S0Delegate: SCUSD - Child Development DepartmentProgram: ☒ PA 22 HS BASIC R5210Remit to address General Accounting Department - 802A☐ PA 20 BASIC T/TA5735 47th Avenue☐ PA 25 EHSSACRAMENTO, CA 95824☐ PA 26 EHS T/TA☐ OTHER

Cost Item		Actual Expenses		* Current Budget	Unexpended Balance
		Current Period & Adjustments	Cumulative To Date		
I. A D M I N	Personnel	19,428.61	58,809.99	282,920.00	224,110.01
	Fringe Benefits	10,530.86	31,166.50	162,636.00	131,469.50
	Travel	0.00	0.00	0.00	0.00
	Equipment	0.00	0.00	0.00	0.00
	Supplies	0.00	26.29	24,055.00	24,028.71
	Contractual	0.00	0.00	0.00	0.00
	Construction	0.00	0.00	0.00	0.00
	Other	143.42	194.55	3,850.00	3,655.45
	Indirect Costs 4.83%	39,706.37	86,943.46	409,221.00	322,277.54
	I. TOTAL ADMINISTRATION	\$69,809.26	\$177,140.79	\$882,682.00	\$705,541.21
Non-Federal Administration					
Total Fed. And Non-Fed. Administration		\$69,809.26	\$177,140.79	\$882,682.00	\$705,541.21
II. P R O G R A M	Personnel	438,690.91	951,202.79	4,181,317.00	3,230,114.21
	Fringe Benefits	338,505.53	737,220.43	3,282,661.00	2,545,440.57
	Travel	0.00	562.50	0.00	(562.50)
	Equipment	0.00	0.00	0.00	0.00
	Supplies	427.86	5,009.78	286,493.00	281,483.22
	Contractual	0.00	0.00	0.00	0.00
	Construction	0.00	0.00	0.00	0.00
	Other	14,350.95	15,878.98	248,545.00	232,666.02
	II. TOTAL PROGRAM	\$791,975.25	\$1,709,874.48	\$7,999,016.00	6,289,141.52
	NON-FEDERAL PROGRAM Basic & T/TA \$8,912,898 August and September	\$447,331.49	\$447,331.49	\$2,228,225.00	1,780,893.51
TOTAL SETA COSTS (I + II)		\$861,784.51	\$1,887,015.27	\$8,881,698.00	6,994,682.73
Gloria Chung  11/7/2018 Shelagh Ferguson 916.643.7878					
Director Budget Services - Authorized Signature			Date	Prepared By	Phone

Attachment 3

SETA MONTHLY FISCAL REPORT

925 Del Paso Blvd., Suite 100, Sacramento, CA 95815

R5212

Month: October 1 - October 31, 2018Agreement No.: 19C5551S0Delegate: SCUSD - Child Development DepartmentProgram: ☐ PA 22 HS BASICRemit to address General Accounting Department - 802A☒ PA 20 BASIC T/TA R52125735 47th Avenue☐ PA 25 EHSSACRAMENTO, CA 95824☐ PA 26 EHS T/TA☐ OTHER

Cost Item		Actual Expenses		* Current Budget	Unexpended Balance
		Current Period & Adjustments	Cumulative To Date		
I. A D M I N	Personnel				0.00
	Fringe Benefits				0.00
	Travel				0.00
	Equipment				0.00
	Supplies				0.00
	Contractual				0.00
	Construction				0.00
	Other				0.00
	Indirect 4.83%	0.00	0.00	1,438.00	1,438.00
	I. TOTAL ADMINISTRATION	\$0.00	\$0.00	\$1,438.00	\$1,438.00
	Non-Federal Administration				
	Total Fed. And Non-Fed. Administration	\$0.00	\$0.00	\$1,438.00	\$1,438.00
II. P R O G R A M	Personnel	0.00	0.00	8,167.00	8,167.00
	Fringe Benefits	0.00	0.00	2,517.00	2,517.00
	Travel	0.00	0.00	0.00	0.00
	Equipment	0.00	0.00	0.00	0.00
	Supplies	0.00	0.00	0.00	0.00
	Contractual	0.00	0.00	0.00	0.00
	Construction	0.00	0.00	0.00	0.00
	Other	0.00	0.00	19,078.00	19,078.00
					0.00
	II. TOTAL PROGRAM	\$0.00	\$0.00	\$29,762.00	29,762.00
	NON-FEDERAL PROGRAM Reported on Basic				
		\$0.00	\$0.00	\$0.00	0.00
TOTAL SETA COSTS (I + II)		\$0.00	\$0.00	\$31,200.00	31,200.00

Gloria Chung 

11/7/2018

Shelagh Ferguson

916.643.7878

Director Budget Services - Authorized Signature

Date

Prepared By

Phone

Attachment 4

SETA MONTHLY FISCAL REPORT

925 Del Paso Blvd., Suite 100, Sacramento, CA 95815

R5213

Month: October 1 - October 31, 2018Agreement No.: 19C5551S0Delegate: SCUSD - Child Development DepartmentProgram: ☐ PA 22 HS BASICRemit to address General Accounting Department - 802A☐ PA 20 BASIC T/TA5735 47th Avenue☒ PA 25 EHS

R5213

SACRAMENTO, CA 95824☐ PA 26 EHS T/TA☐ OTHER

Cost Item		Actual Expenses		* Current Budget	Unexpended Balance
		Current Period & Adjustments	Cumulative To Date		
I. A D M I N	Personnel	2,944.02	8,837.62	44,009.00	35,171.38
	Fringe Benefits	1,757.91	5,268.77	45,655.00	40,386.23
	Travel	0.00	0.00	0.00	0.00
	Equipment	0.00	0.00	0.00	0.00
	Supplies	0.00	0.00	1,901.00	1,901.00
	Contractual	0.00	0.00	0.00	0.00
	Construction	0.00	0.00	0.00	0.00
	Other	16.08	16.08	1,160.00	1,143.92
	Indirect Costs 4.83%	6,402.30	17,822.55	84,256.00	66,433.45
	I. TOTAL ADMINISTRATION	\$11,120.31	\$31,945.02	\$176,981.00	\$145,035.98
	Non-Federal Administration				
	Total Fed. And Non-Fed. Administration	\$11,120.31	\$31,945.02	\$176,981.00	\$145,035.98
II. P R O G R A M	Personnel	74,794.42	206,986.15	880,775.00	673,788.85
	Fringe Benefits	51,651.42	145,391.80	703,189.00	557,797.20
	Travel	0.00	187.50	0.00	(187.50)
	Equipment	0.00	0.00	0.00	0.00
	Supplies	146.55	815.42	27,104.00	26,288.58
	Contractual	0.00	0.00	0.00	0.00
	Construction	0.00	0.00	0.00	0.00
	Other	1,242.31	1,493.47	40,648.00	39,154.53
	II. TOTAL PROGRAM	\$127,834.70	\$354,874.34	\$1,651,716.00	1,296,841.66
	NON-FEDERAL PROGRAM Basic & T/TA \$1,856,261 August and September	\$69,147.80	\$69,147.80	\$464,065.00	394,917.20
	TOTAL SETA COSTS (I + II)	\$138,955.01	\$386,819.36	\$1,828,697.00	1,441,877.64

Gloria Chung 
Director Budget Services - Authorized Signature

11/7/2018

Date

Shelagh Ferguson

Prepared By

916.643.7878

Phone

Attachment 5

SETA MONTHLY FISCAL REPORT

925 Del Paso Blvd., Suite 100, Sacramento, CA 95815

R5216

Month: October 1 - October 31, 2018 Agreement No.: 19C5551S0

Delegate: SCUSD - Child Development Department Program: ☐ PA 22 HS BASIC

Remit to address General Accounting Department - 802A ☐ PA 20 BASIC T/TA

5735 47th Avenue ☐ PA 25 EHS

SACRAMENTO, CA 95824 ☒ PA 26 EHS T/TA R5216

☐ OTHER

Cost Item		Actual Expenses		* Current Budget	Unexpended Balance
		Current Period & Adjustments	Cumulative To Date		
I. A D M I N	Personnel				0.00
	Fringe Benefits				0.00
	Travel				0.00
	Equipment				0.00
	Supplies				0.00
	Contractual				0.00
	Construction				0.00
	Other				0.00
	Indirect 4.83%	0.00	0.00	1,270.00	1,270.00
	I. TOTAL ADMINISTRATION	\$0.00	\$0.00	\$1,270.00	\$1,270.00
	Non-Federal Administration				
	Total Fed. And Non-Fed. Administration	\$0.00	\$0.00	\$1,270.00	\$1,270.00
II. P R O G R A M	Personnel	0.00	0.00	0.00	0.00
	Fringe Benefits	0.00	0.00	0.00	0.00
	Travel	0.00	0.00	0.00	0.00
	Equipment	0.00	0.00	0.00	0.00
	Supplies	0.00	0.00	650.00	650.00
	Contractual	0.00	0.00	0.00	0.00
	Construction	0.00	0.00	0.00	0.00
	Other	0.00	0.00	25,644.00	25,644.00
					0.00
	II. TOTAL PROGRAM	\$0.00	\$0.00	\$26,294.00	26,294.00
	NON-FEDERAL PROGRAM Reported with Basic				
		\$0.00	\$0.00	\$0.00	0.00
	TOTAL SETA COSTS (I + II)	\$0.00	\$0.00	\$27,564.00	27,564.00

Gloria Chung 	11/7/2018	Shelagh Ferguson	916.643.7878
Director Budget Services - Authorized Signature	Date	Prepared By	Phone

Attachment 6
CHILD DEVELOPMENT DEPARTMENT
SETA MONTHLY FISCAL REPORT
R5211

Month: October 1 - October 31, 2018

Delegate: SACRAMENTO CITY UNIFIED SCHOOL DISTRICT

Remit to address: GENERAL ACCOUNTING DEPARTMENT - 802A
5735 47TH AVENUE
SACRAMENTO, CA 95824

Agreement No.: 19C5551S0

Program: ☒ PA 3125 EHS-CCP BASIC R5211
☐ PA 3120 EHS-CCP T/TA R5221
☐ PA 3128 EHS-CCP START UP R5243
☐
☐

Cost Item		Actual Expenses		* Current Budget	Unexpended Balance
		Current Period & Adjustments	Cumulative To Date		
I.	Personnel	158.33	465.64	1,954.00	1,488.36
	Fringe Benefits	104.28	310.74	1,436.00	1,125.26
A	Occupancy	0.00	0.00	0.00	0.00
D	Staff Travel	0.00	0.00	0.00	0.00
M	Supplies	0.00	0.00	2,805.00	2,805.00
I	Other	0.00	0.00	184.00	184.00
N	Indirect Costs 4.83%	3,091.31	8,753.88	34,023.00	25,269.12
	I. TOTAL ADMINISTRATION	\$3,353.92	\$9,530.26	\$40,402.00	\$30,871.74
	NON-FEDERAL ADMINISTRATION *				
	TOTAL FED & NON-FED ADMIN	\$3,353.92	\$9,530.26	\$40,402.00	\$30,871.74
II.	a. Personnel**	39,332.27	115,693.99	360,885.00	245,191.01
	b. Fringe Benefits**	23,990.20	62,512.70	279,327.00	216,814.30
P	c. Travel	0.00	0.00	0.00	0.00
R	d. Equipment	0.00	0.00	0.00	0.00
O	e. Supplies	288.81	2,013.68	36,917.00	34,903.32
G	f. Contractual	0.00	0.00	0.00	0.00
R	g. Construction	0.00	0.00	0.00	0.00
A	h. Other	128.43	243.03	20,908.00	20,664.97
M					
	II. TOTAL PROGRAM	\$63,739.71	\$180,463.40	\$698,037.00	517,573.60
	NON-FEDERAL PROGRAM \$755,939 August & September	\$52,735.79	\$52,735.79	\$188,984.00	136,248.21
TOTAL SETA COSTS (I + II)		\$67,093.63	\$189,993.66	\$738,439.00	548,445.34
<div> <div>Gloria Chung</div> <div>11/2/2018</div> <div>Shelagh Ferguson</div> <div>916.643.7878</div> </div>					
Director Budget Services - Authorized Signature		Date		Prepared By	Phone

R5211. August18-19

SUBSIDIZED SLOTS

How many subsidized slots are you contractually obligated to retain? 8


How many subsidized slots do you currently have? 8
100%

If the number of current subsidized slots is less than the contractual obligation, then you must submit the "Subsidy Loss Reimbursement Claim Form" to receive a reimbursement for the lost subsidy.

**CHILD DEVELOPMENT DEPARTMENT
SETA MONTHLY FISCAL REPORT**

R5221

Month: October 1 - October 31, 2018Agreement No.: 19C5551S0Delegate: SACRAMENTO CITY UNIFIED SCHOOL DISTRICTProgram: ☐ PA 3125 EHS-CCP BASIC R5211Remit to address: GENERAL ACCOUNTING DEPARTMENT - 802A☒ PA 3120 EHS-CCP T/TA R52215735 47TH AVENUE☐ PA 3128 EHS-CCP START UP R5243SACRAMENTO, CA 95824

Cost Item		Actual Expenses		* Current Budget	Unexpended Balance
		Current Period & Adjustments	Cumulative To Date		
I. A D M I N	Personnel	0.00	0.00	0.00	0.00
	Fringe Benefits	0.00	0.00	0.00	0.00
	Occupancy	0.00	0.00	0.00	0.00
	Staff Travel	0.00	0.00	0.00	0.00
	Supplies	0.00	0.00	0.00	0.00
	Other	0.00	0.00	0.00	0.00
	Indirect Costs 4.83%	159.39	159.39	806.00	646.61
	I. TOTAL ADMINISTRATION	\$159.39	\$159.39	\$806.00	\$646.61
	NON-FEDERAL ADMINISTRATION *				
	TOTAL FED & NON-FED ADMIN	\$159.39	\$159.39	\$806.00	\$646.61
II. P R O G R A M	a. Personnel**	0.00	0.00	0.00	0.00
	b. Fringe Benefits**	0.00	0.00	0.00	0.00
	c. Travel	0.00	0.00	0.00	0.00
	d. Equipment	0.00	0.00	0.00	0.00
	e. Supplies	0.00	0.00	0.00	0.00
	f. Contractual	0.00	0.00	0.00	0.00
	g. Construction	0.00	0.00	0.00	0.00
	h. Other	3,300.00	3,300.00	16,694.00	13,394.00
	II. TOTAL PROGRAM	\$3,300.00	\$3,300.00	\$16,694.00	13,394.00
	NON-FEDERAL PROGRAM - reported with Basic				
TOTAL SETA COSTS (I + II)		\$3,459.39	\$3,459.39	\$17,500.00	14,040.61
<div> <div>Gloria Chung </div> <div>11/2/2018</div> <div>Shelagh Ferguson</div> <div>916.643.7878</div> </div>					
Director Budget Services - Authorized Signature		Date		Prepared By	Phone

R.5221.18-19

SUBSIDIZED SLOTSHow many subsidized slots are you contractually obligated to retain? 8How many subsidized slots do you currently have? 8

If the number of current subsidized slots is less than the contractual obligation, then you must submit the "Subsidy Loss Reimbursement Claim Form" to receive a reimbursement for the lost subsidy.


Attachment 8

SETA MONTHLY FISCAL REPORT

925 Del Paso Blvd., Suite 100, Sacramento, CA 95815

R5210

Month: November 1 - November 30, 2018Agreement No.: 19C5551S0Delegate: SCUSD - Child Development DepartmentProgram: ☒ PA 22 HS BASIC R5210Remit to address General Accounting Department - 802A☐ PA 20 BASIC T/TA☐ PA 25 EHS☐ PA 26 EHS T/TA☐ OTHER5735 47th AvenueSACRAMENTO, CA 95824

Cost Item		Actual Expenses		* Current Budget	Unexpended Balance
		Current Period & Adjustments	Cumulative To Date		
I.	Personnel	19,588.47	78,398.46	282,920.00	204,521.54
	Fringe Benefits	10,578.06	41,744.56	162,636.00	120,891.44
	Travel	0.00	0.00	0.00	0.00
	Equipment	0.00	0.00	0.00	0.00
	Supplies	0.59	26.88	24,055.00	24,028.12
	Contractual	0.00	0.00	0.00	0.00
	Construction	0.00	0.00	0.00	0.00
	Other	4.51	199.06	3,850.00	3,650.94
	Indirect Costs 4.83%	39,622.85	126,566.31	409,221.00	282,654.69
	I. TOTAL ADMINISTRATION	\$69,794.48	\$246,935.27	\$882,682.00	\$635,746.73
II.	Non-Federal Administration				
	Total Fed. And Non-Fed. Administration	\$69,794.48	\$246,935.27	\$882,682.00	\$635,746.73
	Personnel	450,596.69	1,401,799.48	4,181,317.00	2,779,517.52
	Fringe Benefits	335,979.73	1,073,200.16	3,282,661.00	2,209,460.84
	Travel	189.38	751.88	0.00	(751.88)
	Equipment	0.00	0.00	0.00	0.00
	Supplies	475.85	5,485.63	286,493.00	281,007.37
	Contractual	0.00	0.00	0.00	0.00
	Construction	0.00	0.00	0.00	0.00
	Other	2,935.53	18,814.51	248,545.00	229,730.49
NON-FEDERAL PROGRAM Basic & T/TA \$8,912,898 Additional September & October	II. TOTAL PROGRAM	\$790,177.18	\$2,500,051.66	\$7,999,016.00	5,498,964.34
		\$422,562.98	\$869,894.47	\$2,228,225.00	1,358,330.53
	TOTAL SETA COSTS (I + II)	\$859,971.66	\$2,746,986.93	\$8,881,698.00	6,134,711.07
Gloria Chung 		12/7/2018	Shelagh Ferguson	916.643.7878	
Director Budget Services - Authorized Signature		Date	Prepared By	Phone	

Attachment 9

SETA MONTHLY FISCAL REPORT

925 Del Paso Blvd., Suite 100, Sacramento, CA 95815

R5212

Month: November 1 - November 30, 2018 Agreement No.: 19C5551S0

Delegate: SCUSD - Child Development Department Program: ☐ PA 22 HS BASIC

Remit to address General Accounting Department - 802A ☒ PA 20 BASIC T/TA R5212

5735 47th Avenue ☐ PA 25 EHS

SACRAMENTO, CA 95824 ☐ PA 26 EHS T/TA

☐ OTHER

Cost Item		Actual Expenses		* Current Budget	Unexpended Balance
		Current Period & Adjustments	Cumulative To Date		
I. A D M I N	Personnel				0.00
	Fringe Benefits				0.00
	Travel				0.00
	Equipment				0.00
	Supplies				0.00
	Contractual				0.00
	Construction				0.00
	Other				0.00
	Indirect 4.83%	0.00	0.00	1,438.00	1,438.00
	I. TOTAL ADMINISTRATION	\$0.00	\$0.00	\$1,438.00	\$1,438.00
II. P R O G R A M	Non-Federal Administration				
	Total Fed. And Non-Fed. Administration	\$0.00	\$0.00	\$1,438.00	\$1,438.00
	Personnel	0.00	0.00	8,167.00	8,167.00
	Fringe Benefits	0.00	0.00	2,517.00	2,517.00
	Travel	0.00	0.00	0.00	0.00
	Equipment	0.00	0.00	0.00	0.00
	Supplies	0.00	0.00	0.00	0.00
	Contractual	0.00	0.00	0.00	0.00
	Construction	0.00	0.00	0.00	0.00
	Other	0.00	0.00	19,078.00	19,078.00
					0.00
	II. TOTAL PROGRAM	\$0.00	\$0.00	\$29,762.00	29,762.00
	NON-FEDERAL PROGRAM Reported on Basic	\$0.00	\$0.00	\$0.00	0.00
TOTAL SETA COSTS (I + II)		\$0.00	\$0.00	\$31,200.00	31,200.00

Gloria Chung 	12/7/2018	Shelagh Ferguson	916.643.7878
Director Budget Services - Authorized Signature	Date	Prepared By	Phone

Attachment 10

SETA MONTHLY FISCAL REPORT

925 Del Paso Blvd., Suite 100, Sacramento, CA 95815

R5213

Month: November 1 - November 30, 2018Agreement No.: 19C5551S0Delegate: SCUSD - Child Development DepartmentProgram: ☐ PA 22 HS BASICRemit to address General Accounting Department - 802A☐ PA 20 BASIC T/TA5735 47th Avenue☒ PA 25 EHS

R5213

SACRAMENTO, CA 95824☐ PA 26 EHS T/TA☐ OTHER

Cost Item		Actual Expenses		* Current Budget	Unexpended Balance
		Current Period & Adjustments	Cumulative To Date		
I. A D M I N	Personnel	2,944.02	11,781.64	44,009.00	32,227.36
	Fringe Benefits	1,832.68	7,101.45	45,655.00	38,553.55
	Travel	0.00	0.00	0.00	0.00
	Equipment	0.00	0.00	0.00	0.00
	Supplies	0.00	0.00	1,901.00	1,901.00
	Contractual	0.00	0.00	0.00	0.00
	Construction	0.00	0.00	0.00	0.00
	Other	0.00	16.08	1,160.00	1,143.92
	Indirect Costs 4.83%	6,340.46	24,163.01	84,256.00	60,092.99
	I. TOTAL ADMINISTRATION	\$11,117.16	\$43,062.18	\$176,981.00	\$133,918.82
	Non-Federal Administration				
	Total Fed. And Non-Fed. Administration	\$11,117.16	\$43,062.18	\$176,981.00	\$133,918.82
II. P R O G R A M	Personnel	70,854.94	277,841.09	880,775.00	602,933.91
	Fringe Benefits	53,935.46	199,327.26	703,189.00	503,861.74
	Travel	63.12	250.62	0.00	(250.62)
	Equipment	0.00	0.00	0.00	0.00
	Supplies	0.00	815.42	27,104.00	26,288.58
	Contractual	0.00	0.00	0.00	0.00
	Construction	0.00	0.00	0.00	0.00
	Other	1,642.20	3,135.67	40,648.00	37,512.33
	II. TOTAL PROGRAM	\$126,495.72	\$481,370.06	\$1,651,716.00	1,170,345.94
	NON-FEDERAL PROGRAM Basic & T/TA \$1,856,261 October	\$43,506.53	\$112,654.33	\$464,065.00	351,410.67
	TOTAL SETA COSTS (I + II)	\$137,612.88	\$524,432.24	\$1,828,697.00	1,304,264.76

Gloria Chung 
Director Budget Services - Authorized Signature

12/7/2018

Date

Shelagh Ferguson

Prepared By

916.643.7878

Phone

Attachment 11

SETA MONTHLY FISCAL REPORT

925 Del Paso Blvd., Suite 100, Sacramento, CA 95815

R5216

Month: November 1 - November 30, 2018Agreement No.: 19C5551S0Delegate: SCUSD - Child Development DepartmentProgram: ☐ PA 22 HS BASICRemit to address General Accounting Department - 802A☐ PA 20 BASIC T/TA5735 47th Avenue☐ PA 25 EHSSACRAMENTO, CA 95824☒ PA 26 EHS T/TA

R5216

☐ OTHER

Cost Item		Actual Expenses		* Current Budget	Unexpended Balance
		Current Period & Adjustments	Cumulative To Date		
I. A D M I N	Personnel				0.00
	Fringe Benefits				0.00
	Travel				0.00
	Equipment				0.00
	Supplies				0.00
	Contractual				0.00
	Construction				0.00
	Other				0.00
	Indirect 4.83%	162.29	162.29	1,270.00	1,107.71
	I. TOTAL ADMINISTRATION	\$162.29	\$162.29	\$1,270.00	\$1,107.71
	Non-Federal Administration				
	Total Fed. And Non-Fed. Administration	\$162.29	\$162.29	\$1,270.00	\$1,107.71
II. P R O G R A M	Personnel	0.00	0.00	0.00	0.00
	Fringe Benefits	0.00	0.00	0.00	0.00
	Travel	0.00	0.00	0.00	0.00
	Equipment	0.00	0.00	0.00	0.00
	Supplies	0.00	0.00	650.00	650.00
	Contractual	0.00	0.00	0.00	0.00
	Construction	0.00	0.00	0.00	0.00
	Other	3,360.00	3,360.00	25,644.00	22,284.00
					0.00
	II. TOTAL PROGRAM	\$3,360.00	\$3,360.00	\$26,294.00	22,934.00
	NON-FEDERAL PROGRAM Reported with Basic	\$0.00	\$0.00	\$0.00	0.00
	TOTAL SETA COSTS (I + II)	\$3,522.29	\$3,522.29	\$27,564.00	24,041.71

Gloria Chung 

12/7/2018

Shelagh Ferguson

916.643.7878

Director Budget Services - Authorized Signature

Date

Prepared By

Phone

Attachment 12
CHILD DEVELOPMENT DEPARTMENT
SETA MONTHLY FISCAL REPORT

R5211

Month: November 1 - November 30, 2018

Agreement No.: 19C5551S0

Delegate: SACRAMENTO CITY UNIFIED SCHOOL DISTRICT

Program: ☒ PA 3125 EHS-CCP BASIC R5211

Remit to address: GENERAL ACCOUNTING DEPARTMENT - 802A

☐ PA 3120 EHS-CCP T/TA R5221

5735 47TH AVENUE

☐ PA 3128 EHS-CCP START UP R5243

SACRAMENTO, CA 95824

☐
☐

Cost Item		Actual Expenses		* Current Budget	Unexpended Balance
		Current Period & Adjustments	Cumulative To Date		
I.	Personnel	158.33	623.97	1,954.00	1,330.03
	Fringe Benefits	104.28	415.02	1,436.00	1,020.98
A	Occupancy	0.00	0.00	0.00	0.00
D	Staff Travel	0.00	0.00	0.00	0.00
M	Supplies	0.00	0.00	2,805.00	2,805.00
I	Other	0.00	0.00	184.00	184.00
N	Indirect Costs 4.83%	3,225.43	12,107.89	34,023.00	21,915.11
	I. TOTAL ADMINISTRATION	\$3,488.04	\$13,146.88	\$40,402.00	\$27,255.12
	NON-FEDERAL ADMINISTRATION *				
	TOTAL FED & NON-FED ADMIN	\$3,488.04	\$13,146.88	\$40,402.00	\$27,255.12
II.	a. Personnel**	40,086.35	155,780.34	360,885.00	205,104.66
	b. Fringe Benefits**	24,494.85	87,007.55	279,327.00	192,319.45
P	c. Travel	0.00	0.00	0.00	0.00
R	d. Equipment	0.00	0.00	0.00	0.00
O	e. Supplies	1,118.79	3,132.47	36,917.00	33,784.53
G	f. Contractual	0.00	0.00	0.00	0.00
R	g. Construction	0.00	0.00	0.00	0.00
A	h. Other	816.45	3,721.62	20,908.00	17,186.38
M					
	II. TOTAL PROGRAM	\$66,516.44	\$249,641.98	\$698,037.00	448,395.02
	NON-FEDERAL PROGRAM				
	Basic 738,439 & T/TA 17,500	\$37,231.70	\$89,967.49	\$188,984.00	99,016.51
	October				
	TOTAL SETA COSTS (I + II)	\$70,004.48	\$262,788.86	\$738,439.00	475,650.14

Gloria Chung 

12/10/2018

Shelagh Ferguson

916.643.7878

Director Budget Services - Authorized Signature

Date

Prepared By

Phone

R5211. August18-19

SUBSIDIZED SLOTS

How many subsidized slots are you contractually obligated to retain? 8

How many subsidized slots do you currently have? 8
100%

If the number of current subsidized slots is less than the contractual obligation, then you must submit the "Subsidy Loss Reimbursement Claim Form" to receive a reimbursement for the lost subsidy.

Attachment 13
CHILD DEVELOPMENT DEPARTMENT
SETA MONTHLY FISCAL REPORT
R5221

Month: November 1 - November 30, 2018

Delegate: SACRAMENTO CITY UNIFIED SCHOOL DISTRICT

Remit to address: GENERAL ACCOUNTING DEPARTMENT - 802A
5735 47TH AVENUE
SACRAMENTO, CA 95824

Agreement No.: 19C5551S0

Program: ☐ PA 3125 EHS-CCP BASIC R5211
☒ PA 3120 EHS-CCP T/TA R5221
☐ PA 3128 EHS-CCP START UP R5243
☐
☐

Cost Item		Actual Expenses		* Current Budget	Unexpended Balance
		Current Period & Adjustments	Cumulative To Date		
I.	Personnel	0.00	0.00	0.00	0.00
	Fringe Benefits	0.00	0.00	0.00	0.00
	A Occupancy	0.00	0.00	0.00	0.00
	D Staff Travel	0.00	0.00	0.00	0.00
	M Supplies	0.00	0.00	0.00	0.00
	I Other	0.00	0.00	0.00	0.00
	N Indirect Costs 4.83%	0.00	159.39	806.00	646.61
	I. TOTAL ADMINISTRATION	\$0.00	\$159.39	\$806.00	\$646.61
	NON-FEDERAL ADMINISTRATION *				
	TOTAL FED & NON-FED ADMIN	\$0.00	\$159.39	\$806.00	\$646.61
II.	a. Personnel**	0.00	0.00	0.00	0.00
	b. Fringe Benefits**	0.00	0.00	0.00	0.00
	P c. Travel	0.00	0.00	0.00	0.00
	R d. Equipment	0.00	0.00	0.00	0.00
	O e. Supplies	0.00	0.00	0.00	0.00
	G f. Contractual	0.00	0.00	0.00	0.00
	R g. Construction	0.00	0.00	0.00	0.00
	A h. Other	0.00	3,300.00	16,694.00	13,394.00
	M				
	II. TOTAL PROGRAM	\$0.00	\$3,300.00	\$16,694.00	13,394.00
NON-FEDERAL PROGRAM - reported with Basic		\$0.00	\$0.00	\$0.00	0.00
TOTAL SETA COSTS (I + II)		\$0.00	\$3,459.39	\$17,500.00	14,040.61

Gloria Chung 	12/4/2018	Shelagh Ferguson	916.643.7878
Director Budget Services - Authorized Signature	Date	Prepared By	Phone

R.5221.18-19

SUBSIDIZED SLOTS

How many subsidized slots are you contractually obligated to retain? 8

How many subsidized slots do you currently have? 8

If the number of current subsidized slots is less than the contractual obligation, then you must submit the "Subsidy Loss Reimbursement Claim Form" to receive a reimbursement for the lost subsidy.

Attachment 14
CHILD DEVELOPMENT DEPARTMENT
SETA MONTHLY FISCAL REPORT

R5211

Month: October 1 - October 31, 2018 **Amended** Agreement No.: 19C5551S0


Delegate: SACRAMENTO CITY UNIFIED SCHOOL DISTRICT Program: ☒ PA 3125 EHS-CCP BASIC R5211

Remit to address: GENERAL ACCOUNTING DEPARTMENT - 802A ☐ PA 3120 EHS-CCP T/TA R5221

5735 47TH AVENUE ☐ PA 3128 EHS-CCP START UP R5243

SACRAMENTO, CA 95824 ☐

☐

Cost Item		Actual Expenses		* Current Budget	Unexpended Balance
		Current Period & Adjustments	Cumulative To Date		
I.	Personnel	158.33	465.64	1,954.00	1,488.36
	Fringe Benefits	104.28	310.74	1,436.00	1,125.26
A	Occupancy	0.00	0.00	0.00	0.00
D	Staff Travel	0.00	0.00	0.00	0.00
M	Supplies	0.00	0.00	2,805.00	2,805.00
I	Other	0.00	0.00	184.00	184.00
N	Indirect Costs 4.83%	3,219.89	8,882.46	34,023.00	25,140.54
	I. TOTAL ADMINISTRATION	\$3,482.50	\$9,658.84	\$40,402.00	\$30,743.16
	NON-FEDERAL ADMINISTRATION *				
	TOTAL FED & NON-FED ADMIN	\$3,482.50	\$9,658.84	\$40,402.00	\$30,743.16
II.	a. Personnel**	39,332.27	115,693.99	360,885.00	245,191.01
	b. Fringe Benefits**	23,990.20	62,512.70	279,327.00	216,814.30
P	c. Travel	0.00	0.00	0.00	0.00
R	d. Equipment	0.00	0.00	0.00	0.00
O	e. Supplies	288.81	2,013.68	36,917.00	34,903.32
G	f. Contractual	0.00	0.00	0.00	0.00
R	g. Construction	0.00	0.00	0.00	0.00
A	h. Other	2,790.57	2,905.17	20,908.00	18,002.83
M					
	II. TOTAL PROGRAM	\$66,401.85	\$183,125.54	\$698,037.00	514,911.46
	NON-FEDERAL PROGRAM				
	Basic 738,439 & T/TA 17,500	\$52,735.79	\$52,735.79	\$188,984.00	136,248.21
	August & September				
	TOTAL SETA COSTS (I + II)	\$69,884.35	\$192,784.38	\$738,439.00	545,654.62
Gloria Chung  12/10/2018 Shelagh Ferguson 916.643.7878					
Director Budget Services - Authorized Signature			Date	Prepared By	Phone

R5211. August18-19

SUBSIDIZED SLOTS	
How many subsidized slots are you contractually obligated to retain?	8
How many subsidized slots do you currently have?	8
	100%
If the number of current subsidized slots is less than the contractual obligation, then you must submit the "Subsidy Loss Reimbursement Claim Form" to receive a reimbursement for the lost subsidy.	