



# Novel Coronavirus or COVID-19 Update

Board Meeting  
June 18, 2020  
Agenda Item No. 7.1

Presented by:

Presented by: Vincent Harris, Chief of Continuous Improvement  
Mary Hardin Young, Instructional Assistant Superintendent  
Tu Moua, Instructional Assistant Superintendent  
Jennifer Kretschman, "Be Here" Grant Coordinator  
Mai Xi Lee, Director of Social Emotional Learning  
Matt Turkie, Assistant Superintendent of Curriculum and Instruction  
Christine Baeta, Chief Academic Officer  
Victoria Flores, Director of Student Support and Health Services  
Doug Huscher, Assistant Superintendent, Student Support Services  
Nathaniel Browning, Director of Facilities  
Sacramento Public Waldorf Collaborative Community

# Key Topics

- School Closure Dashboard
- Virtual Graduation
- Sac City Kids Connect
- “Unreachable” Students
- Social Emotional Check-in Survey
- Expanded Learning Summer Program
- Reopening Schools
- Athletics
- Civic Permits
- Defining “Engagement” during pandemic
- Waldorf Families Project

# School Closure Dashboard

- Engagement (In development)
  - Creating an actionable definition for students, principals and teachers
  - Prioritizing “unreachable” students
  - Internet Access
- Student Support
  - Identification and supports for students through Early Identification and Intervention (EII) system
- Social and Emotional
  - Targeted questions to assess student connection
- Student graduation/college-going progress
  - On-Track for graduation/A-G completion and eligibility
  - College Applications
  - FAFSA Completion
- Academic Achievement
  - Letter Grades
  - District Common Assessments (if available)
- Human Resources
  - Key hiring support processes (e.g. payroll, credentials, leaves)
- Food Services
  - Meals Served

# Dashboard Outcomes

- Number and Percentage of “unreachable” students with whom we have had zero contact since 3/13/20 or who have had zero engagement in Distance Learning is 280 or 0.7%
- Percentage of unreachable students with at least 1 D or F at the end of quarter 3 is 81% vs. 29% for all students
- Number and Percentage of students without access to the internet is 1,643 or 3.9%
- Number and Percentage of students without internet access who are eligible for Sac City Connect is 1,498 or 91%
- Social Emotional Indicators are now populated

# Dashboard Pipeline

- Number and percentage of students who are engaged during distance learning
- Number and percentage of principals who are engaged during Distance Learning
- Number and percentage of teachers who are engaged during Distance Learning

# Virtual Graduations 2020





# Sac City Kids Connect


- Principals and/or designees have reached out to eligible families with a unique Sac City Kids Connect code, to apply for Internet Essentials through Comcast
- Approximately 1500 students were either referred by staff as needing internet, or self reported through our WebForm
- 428 unique codes have been provided to families
- 296 families reported they already have internet, and 221 families reported they are already Internet Essentials customers
- Outreach efforts continue with 537 families and staff will work to reach the remaining 10% of families that have been unreachable
- Deadline to apply for Internet Essentials is June 30, 2020



# Unreachable Students



- 280 “Unreachable” Students
  - 64 not engaged
  - 216 no contact
- What’s being done?
  - Home visits
  - Assessing Needs
  - Ensuring Connection
- InClass Today
  - Updated Contact Info
  - Over 1,0000 students
    - unreachable
    - low engagement








How are you doing?

# Social Emotional Learning Check-in Survey Results

Total Responses	4168
% of “Green or Yellow “ to “How have you been feeling?”	86.7%
% of “Well or Very Well” to “How are you managing emotions?”	71.88%
% of Agree/Strongly Agree to having at least one supportive adult	90.74%
% of Agree/Strongly Agree to having at least one supportive friend/peer	77.42%

# Follow-Ups for “High Needs” Students



- Criteria for “High Needs”
  - Blue or Red Zones
  - Disagree/Strongly Disagree to having a supportive adults
  - Distressing emotion or statements in “Other Emotions”
- Students were either referred to Connect Center for immediate needs or sent to school sites for a supportive adult to follow up with a phone call to check in with student. Staff was asked to document each contact
  - **Total “High Needs” identified=716**
  - **Total contacts documented= 770 (additional follow ups)**
- Took the Whole Village to support- *SEL, Student Support Services, Principals, Teachers, Office Managers, Clerks, School Counselors*

# Expanded Learning Summer Programming

## Online credit recovery

- For students in grades 9-12 from all high schools
- Hosted virtually through the large high schools
- 5 days a week, for 5 weeks; June 22 - July 24

## Proposal for K-8 Summer program with City of Sacramento

- 4 week program, July 27 - Aug 21
- Number of schools and students will depend on staffing availability
- Academic, SEL and enrichment focus
- Partnership with Summerquest, using credentialed teachers
- Collaboration with Community Based Organizations

# Reopening Schools



## Areas for planning

Academics  
Attendance and Engagement  
Culture and Climate  
Nutrition Services  
Public Health

## Phased Planning Process

**1**

### Research | Survey | Data Collection

Use guidance from the CA Department of Education, Sacramento County Office of Education, Sacramento County Public Health, and CA Department of Public Health. Conduct outreach and survey of community members, students, families, staff.

**2**

### Draft Recommendations

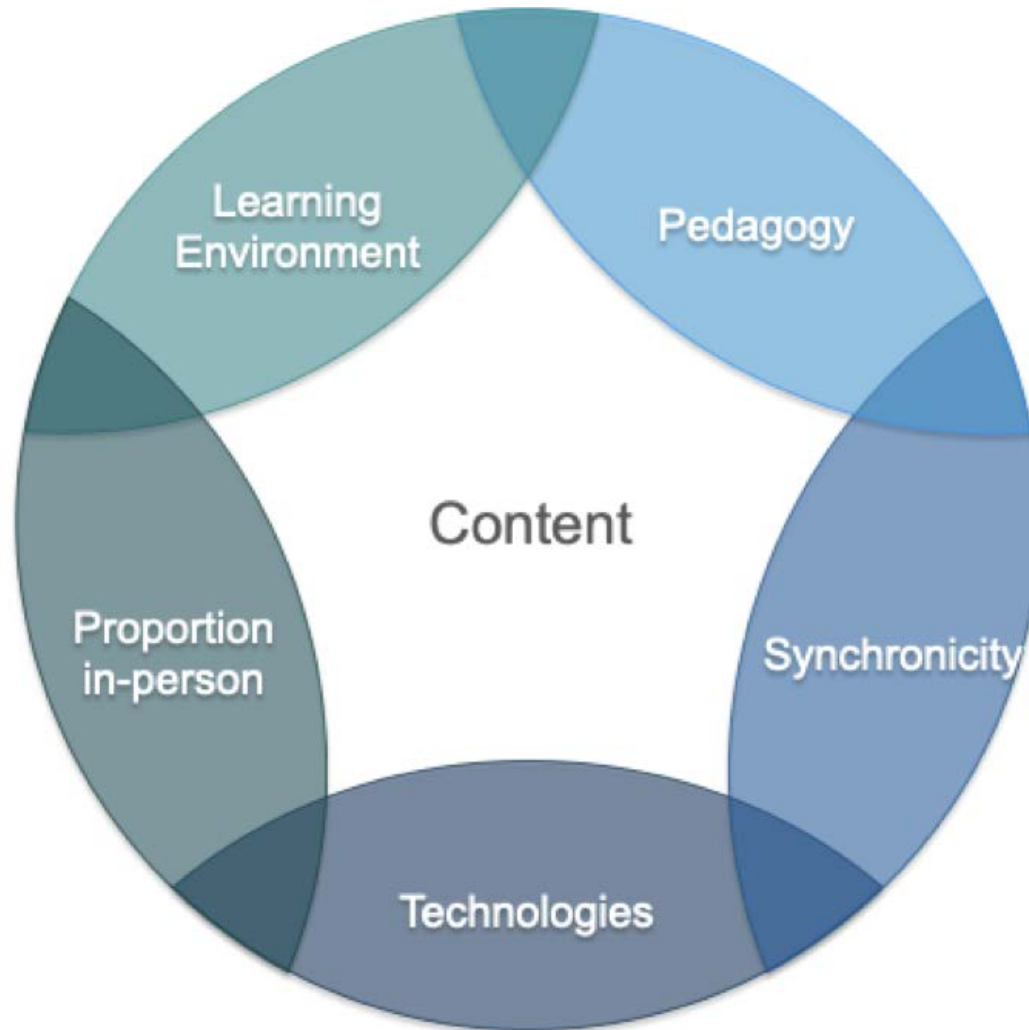
We will use the guidelines and community feedback to create a draft recommendation for reopening. We will share this information with our community to seek feedback and discuss any negotiable effects with our labor partners.

**3**

### Final Recommendation

Sac City Unified will present its final plan to the community and its labor partners.

# Distance Learning Framework



# Developing Notion of Engagement

**Student Engagement** is composed of three integral domains: behavioral engagement, cognitive engagement, and emotional engagement. The metric will include each of these domains in an effort to accurately and comprehensively measure student engagement throughout their daily learning. Reporting will include how a student engaged exclusively in each domain and across all three.

## Behavioral Engagement

*(physical actions)*



Refers to the physical actions a student uses to interact with the learning material, such as attending, writing, reading, studying, or watching.

## Cognitive Engagement

*(cognitive processing)*



Reflects the extent to which a student is thinking about the learning activity, or attending and focusing on the task.

## Emotional Engagement

*(motivation and emotional responses)*



Reflects a student's involvement in and enthusiasm for school as a whole as well as their emotional connectedness to others on campus.

# Reopening Schools

## Public Education Leadership Project (PELP)

- Successfully re-starting school in Fall of 2020
- 11 districts joining across 5 Working Groups
- Adopt an “agile” approach to quickly design, test, validate, monitor, and modify our plans as needed

Cal Office of Emergency Services (OES) protective equipment & supplies - no cost

SCOE will allocate approximately 2 months of supplies

- Face Masks: N95 (nurses/LVN), cloth, disposable & face shields
- Thermometers & hand sanitizer

# Athletics

- Highest priority is keeping students safe and following the direction of SCPH, CDC, and the state
  - Plan will be flexible based on changing conditions
- CIF has created guidelines for Return to Physical Activity / Training
- Districts in the county are meeting to examine protocols
- SCUSD in early planning stages
- Developing a proposal that follows county guidelines and brings sports back in phases as appropriate
- SCUSD aim is to begin conditioning in July
  - physical distancing, no locker rooms, temperature checks
  - no equipment, no spectators, appropriate cleaning and PPEs



# Civic Permits

- Focused on minimizing the spread of COVID-19, but also begin opening up schools for civic use in a thoughtful manner.
- Opening up the civic permit process in phases.
  - First phase is to open civic permits to entities that provide a justifiable social need to our most vulnerable communities.
  - Additional phases and timelines are yet to be identified.
- Additional measures and requirements will be put into place as we begin to open the process.
  - Additional disinfecting costs, requirements for social distancing, and the alike.

# The Families Project

Sacramento Public Waldorf Collaborative Community

SACRAMENTO PUBLIC WALDORF COLLABORATIVE COMMUNITY

presents

## The Families Project

A Project-Based Long-Distance Learning Resource



**Families Project Menu: Art for Our World**

1. **Review:** Use your museum display cards, photos, and sketches to describe your work in an exhibit or into an art exhibit. Use your exhibition catalogue and go on "tours" of others.

2. **Enjoy:** Design an art space for others to see. Use readily available natural and household materials to design an art space in a corner of your front yard, or an approved public space where others can enjoy it.

3. **Review:** Use your museum display cards, photos, and sketches to describe your work in an exhibit or into an art exhibit. Use your exhibition catalogue and go on "tours" of others.

Childhood	Foundational (1-3)	Developmental (4-5)	Applied (6-8)	Analytical (9-12)
Materials to create an artful display for passersby. Think about the message you want to send with your art, the available materials in your yard or on a lawn in large letters made of sticks or wood chips. Find creative and appropriate places and ways to display your work throughout your yard and neighborhood such as Mrs. Bowles' mobile in the Handwork section. Want to send a message to a friend? Create a picture of yourself with your message and send it to them.	Materials to create an artful display for passersby. Think about the message you want to send with your art, the available materials in your yard or on a lawn in large letters made of sticks or wood chips. Find creative and appropriate places and ways to display your work throughout your yard and neighborhood such as Mrs. Bowles' mobile in the Handwork section. Want to send a message to a friend? Create a picture of yourself with your message and send it to them.	Materials to create an artful display for passersby. Think about the message you want to send with your art, the available materials in your yard or on a lawn in large letters made of sticks or wood chips. Find creative and appropriate places and ways to display your work throughout your yard and neighborhood such as Mrs. Bowles' mobile in the Handwork section. Want to send a message to a friend? Create a picture of yourself with your message and send it to them.	Materials to create an artful display for passersby. Think about the message you want to send with your art, the available materials in your yard or on a lawn in large letters made of sticks or wood chips. Find creative and appropriate places and ways to display your work throughout your yard and neighborhood such as Mrs. Bowles' mobile in the Handwork section. Want to send a message to a friend? Create a picture of yourself with your message and send it to them.	Materials to create an artful display for passersby. Think about the message you want to send with your art, the available materials in your yard or on a lawn in large letters made of sticks or wood chips. Find creative and appropriate places and ways to display your work throughout your yard and neighborhood such as Mrs. Bowles' mobile in the Handwork section. Want to send a message to a friend? Create a picture of yourself with your message and send it to them.
Set up with a title for your artwork. Unveil your creation with a picnic, garden party, or fancy tea overlooking your display. Have a Great Day by setting up a gallery walk for family members to stroll through in fancy hats and clothes.	Set up with a title for your artwork. Unveil your creation with a picnic, garden party, or fancy tea overlooking your display. Have a Great Day by setting up a gallery walk for family members to stroll through in fancy hats and clothes.	Set up with a title for your artwork. Unveil your creation with a picnic, garden party, or fancy tea overlooking your display. Have a Great Day by setting up a gallery walk for family members to stroll through in fancy hats and clothes.	Set up with a title for your artwork. Unveil your creation with a picnic, garden party, or fancy tea overlooking your display. Have a Great Day by setting up a gallery walk for family members to stroll through in fancy hats and clothes.	Set up with a title for your artwork. Unveil your creation with a picnic, garden party, or fancy tea overlooking your display. Have a Great Day by setting up a gallery walk for family members to stroll through in fancy hats and clothes.
Food Art out picnic or tea refreshments.	Make foods with moods to show how you are feeling.	Make fancy finger foods. Try to make your food as artful as your project.	Set up a nice space for your guests to enjoy the art and food. Dress up.	Make garden party foods theme of your message + food and setting.
Artwork as such as "Tell a story."	Create a display card. Include a descriptive title such as, "The Friendship Garden." Describe the materials and the process.	Create a museum display card. Use the artist(s) names, date of completion, title of the art, brief description, dimensions, and construction process. Describe the mood or sentiment you hope to share with your audience.	Complete the Applied task then, also describe the artwork such as colors, design, & you experienced.	Complete the Analytical task then, also describe the artwork such as colors, design, & you experienced.

Form every day. Design and build a mural, mobile, nature sculpture, found art assemblage, or a mobile for each project. Keep the display cards and pictures together in a "portfolio"—an envelope or a book. Add your cards into an art exhibition catalogue or booklet that explains each of your family's projects. For fun, bind it into a book!



# Lessons Learned and Next Steps

- Ensure the safety of every student, employee, family and community member
- Identify emerging best practices in the distance learning process
- Create a sustainable and durable definition of engagement
- Continue refinement of measurement system
- Focus on fall re-opening

Q & A